Light Commercial & Residential

SPLIT & MULTI-SPLIT

Energy saving design to provide a comfortable indoor environment while being environment-friendly.

These are air conditioners that are both user-friendly and environment-friendly. Fujitsu General air conditioners cater to a wide range of needs, from living rooms, bedrooms, stores, small offices, through to hotels.

SPLIT
- Refrigerant R32 Models
  - Wall-Mounted
  - Cassette
  - Duct
  - Floor
  - Ceiling
- Refrigerant R410A Models
  - Duct

MULTI-SPLIT
- Refrigerant R32 Models
  - 2-unit to 5-unit Multi-Split
  - Simultaneous Multi-Split Twin/Triple
- Refrigerant R410A Models
  - 6-unit Multi-Split
  - Simultaneous Multi-Split Twin/Triple/Double Twin

SPLIT & MULTI-SPLIT

SPLIT &
MULTI-SPLIT

Light Commercial &
Residential

FUJITSU GENERAL LIMITED

Light Commercial & Residential

SPLIT

REFRIGERANT R32

Refrigerant R32 Models

Wall-Mounted - Built in WLAN adapter model

Wall-Mounted

Cassette

Duct

Floor, Ceiling

REFRIGERANT R410A

Refrigerant R410A Models

Duct



Split Overview

Fujitsu General provides its customers with 5 types and 167 models of air conditioning systems perfect for various customer applications and layouts.

Existing Pipes can be Reused If They Meet Our Guidelines

Please consult with our regional sales subsidiaries for details.

Cautions When Reusing The Existing Pipes

- The thickness of the pipes must be 0.8 mm or thicker in accordance with the pipe diameter.
- Use flares that have been reworked to be compatible with the new refrigerant, and are compliant with ISO 14903.
- Select suitable wire in accordance with the installation manual of the new air conditioning unit.
- When pump-down is not possible or when the inner pipe walls are dirty, make sure to clean the pipes before connecting new ones.
- When using different diameters pipes from the standard sizes,
  - The performance may not reach the published specification value.
  - Dedicated flare nuts compliant with ISO 14903 should be procured locally.
  - Restrictions apply to pipe lengths, refrigerant volumes, and room sizes.



Wall-Mounted

Simple and easy to install, all models, are expertly designed to control airflow and save energy. The design, with its flat and simple appeal, perfectly matches room interiors. Many of the models in the lineup adopt the environmentally friendly R32 refrigerant.

Duct

The main unit is hidden in the wall, making the room look neat and tidy. The lineup also includes slim duct models that can be installed in narrow spaces such as between beams and under ceilings. Large models, suitable for air conditioning vast spaces, allow multiple outlets to be installed in just one unit, and are perfect for atypical room layouts.

Cassette

The Cassette type, which blends in perfectly with the interior design, blows air in all four directions to create an even air-conditioning for the entire space. We have a variety of series including Compact models with a uniquely designed panel to match grid ceilings, and Circular Flow models that send airflow in a 360° direction.

Floor

The compact and slim design makes this model suitable for installation in commercial as well as residential buildings.
This model is also recommended as a heating device because it delivers a warm airflow from both the top and bottom outlets.

Ceiling

As with the wall-mounted unit, ceiling installation is very easy, and the unit's thin structure with a height of just 240 mm allows neat installation.
The powerful airflow that can reach far away from the wide outlet is perfect for large meeting rooms, audiovisual rooms, and other rectangular spaces with a lot of depth.

Indoor Units Lineup

FUJITSU GENERAL (Euro) GmbH participates in the ECP program for AC. Check ongoing validity of certificate: www.eurovent-certification.com

Type	Range	Refrigerant	Model	Class 7	Class 9	Class 12	Class 14	Class 18	Class 22	Class 24	Class 30	Class 36	Class 45	Class 54	Class 60	Class 72	Class 90
Wall-Mounted Built in WLAN adapterr model	**Designer Range** High Spec & Design	R32 Cooling & Heating	 KG Series	ASEH07KGTG	ASEH09KGTG	ASEH12KGTG	ASEH14KGTG										
	Designer Range Minimal Elegance Design	R32 Cooling & Heating	 NEW KJ Series	ASEH07KJCAL ASEH07KJCALB	ASEH09KJCAL ASEH09KJCALB	ASEH12KJCAL ASEH12KJCALB	ASEH14KJCAL ASEH14KJCALB										
	Designer Range Cool Beauty Design	R32 Cooling & Heating	 KE Series	ASEG07KETF ASEG07KETF-B	ASEG09KETF ASEG09KETF-B	ASEG12KETF ASEG12KETF-B	ASEG14KETF ASEG14KETF-B										
	Standard Range High-Efficiency & Comfort	R32 Cooling & Heating	 KM Series	ASEH07KMCG ASEH07KMCG-B	ASEH09KMCG ASEH09KMCG-B	ASEH12KMCG ASEH12KMCG-B	ASEH14KMCG ASEH14KMCG-B										
	ECO Range Compact Size	R32 Cooling & Heating	KN Series	ASEH07KNCA	ASEH09KNCA	ASEH12KNCA											
Wall-Mounted	**Standard Range** High-Efficiency & Large Rooms	R32 Cooling & Heating	 KM Series					ASEG18KMTE		ASEG24KMTE							
	Standard Range High-Efficiency & Large Rooms	R32 Cooling & Heating	 KM Series								ASEH30KMTB	ASEH36KMTB					
	ECO Range Compact Size	R32 Cooling & Heating	 KP Series	ASEG07KPCE	ASEG09KPCE	ASEG12KPCE											
	ECO Range Comfort for Large Rooms	R32 Cooling & Heating	KL Series					ASEG18KLCA		ASEG24KLCA							
	ECO Range Cooling-enhanced	R32 Cooling & Heating	KL Series	ASEH07KLTA	ASEH09KLTA	ASEH12KLTA											

Indoor Units Lineup

FUJITSU GENERAL (Euro) GmbH participates in the ECP program for AC. Check ongoing validity of certificate: www.eurovent-certification.com

Type	Range	Refrigerant	Model	Class														
				7	9	12	14	18	22	24	30	36	45	54	60	72	90
Cassette	Compact 4-way Flow Range Compact Size	R32 Cooling & Heating			AUXG09KVLA	AUXG12KVLA	AUXG14KVLA	AUXG18KVLA	AUXG22KVLA	AUXG24KVLA							
	Circular Flow Range Comfort for Large Rooms	R32 Cooling & Heating	  18/22/24 30/36/45/54					AUXG18KRLB	AUXG22KRLB	AUXG24KRLB	AUXG30KRLB	AUXG36KRLB	AUXG45KRLB	AUXG54KRLB			
Duct	Slim Duct	R32 Cooling & Heating	  09/12/14 18		ARXG09KLLAP	ARXG12KLLAP	ARXG14KLLAP	ARXG18KLLAP									
	Medium Static Pressure Duct High-Efficiency & Comfort	R32 Cooling & Heating	   12/14/18 22/24 30/36/45/54			ARXH12KMTAP	ARXH14KMTAP	ARXH18KMTAP	ARXH22KMTAP	ARXH24KMTAP	ARXH30KMTAP	ARXH36KMTAP	ARXH45KMTAP	ARXH54KMTAP			
	Medium Static Pressure Duct Compact Size	R32 Cooling & Heating	   12/14 18/22/24/30 36/45/54			ARXG12KHTAP	ARXG14KHTAP	ARXG18KHTAP	ARXG22KHTAP	ARXG24KHTAP	ARXG30KHTAP	ARXG36KHTAP	ARXG45KHTAP	ARXG54KHTAP			
	Medium Static Pressure Duct Standard	R32 Cooling & Heating							ARXG22KMLB	ARXG24KMLA	ARXG30KMLA	ARXG36KMLA	ARXG45KMLA				
	High Static Pressure Duct	R32 Cooling & Heating											ARXG45KHTB	ARXG54KHTB			
		R410A Cooling & Heating													ARYG60LHTA		
	Big Duct	R410A Cooling & Heating														ARYG72LHTA	ARYG90LHTA
Floor Compact & Comfort		R32 Cooling & Heating			AGEG09KVCA	AGEG12KVCA	AGEG14KVCA										
Ceiling		R32 Cooling & Heating	   18/22 24/30 36/45/54					ABEG18KRTA	ABEG22KRTA	ABEG24KRTA	ABEG30KRTA	ABEG36KRTA	ABEG45KRTA	ABEG54KRTA			

Features

High-Efficiency

All DC Inverter Technology

DC Twin-Rotary Compressor

A high-efficiency 2-cylinder rotary compressor with a DC inverter optimizes the internal structure of the compressor to achieve higher energy efficiency compared to similar compressors.

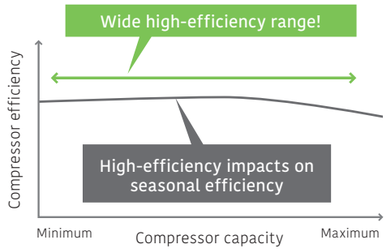

DC Fan Motor

The DC fan motor produces high power, a wide operating range, and high-efficiency.

Sine-Wave DC Inverter Control

High-efficiency operation is realized by using sine-wave DC inverter control.

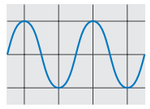

Heat Exchanger for Wall-Mounted

High-density multipath heat exchanger

Thinner and denser heat exchangers and multipath efficiency technology have substantially improved heat exchange performance.

High-performance sub-cool heat exchanger

A counter-type bypass circuit has been incorporated to achieve a higher performance. (Large multi-split type, VRF)

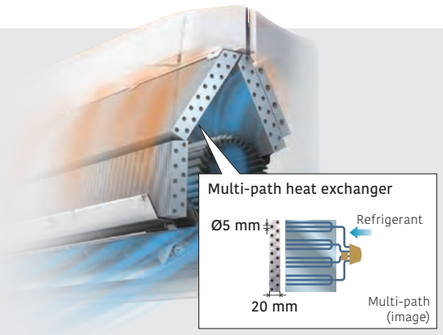

High Energy Saving

Occupancy Sensor Control

The Occupancy sensor monitors the movements of people in a room and operates the air conditioner at a lower capacity when people leave the room. When people come back to the room, it automatically returns to the previous operating mode.

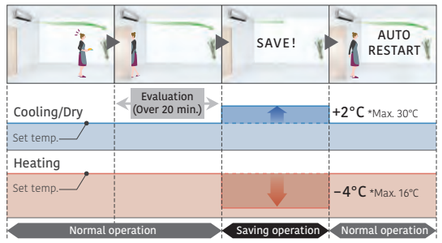

Economy Operation

Limits maximum operation, reducing the power consumption, and thereby suppressing the maximum load.

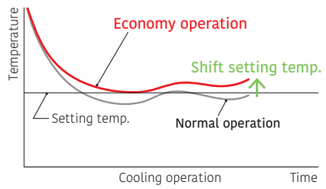

Setting Temperature Range Limitation

The minimum and maximum temperature range can be set giving further energy savings while considering the comfort of the occupants.

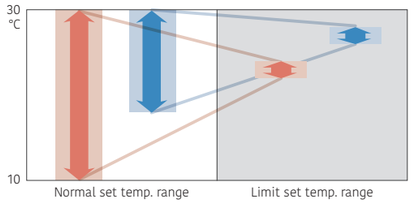

Set Temperature Auto Return

- The set temperature automatically returns to the previously set temperature.
- The time range in which the set temperature can be changed is from 10 to 120 minutes.

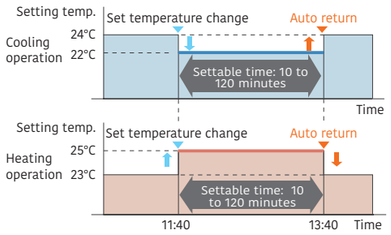

Auto-Off Timer

- The indoor unit is automatically turned off when it reaches a preset operating time frame.
- The time frame of the Auto-off timer can be flexibly scheduled.
- Auto-off times can be set from 30 to 240 minutes.

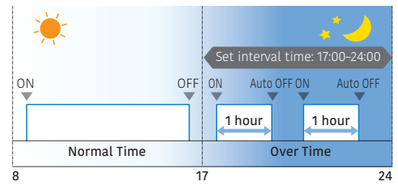

More Comfort

Power Diffuser

These three technologies enable precise wind direction control and improve ventilation efficiency; our airflow control offers a more comfortable environment.

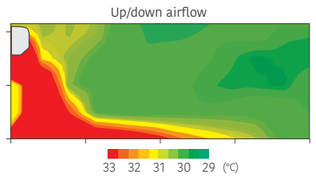

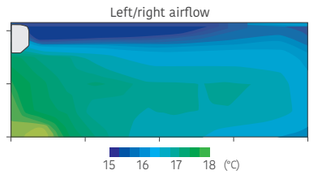

Wireless LAN Control

Users can control their air conditioners from anywhere with their mobile devices while out or on the move.

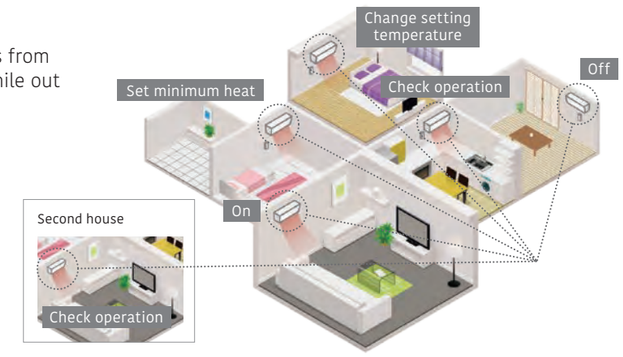

Powerful Operation

Maximum airflow and maximum compressor speed are maintained for the period necessary to reach the set temperature quickly.

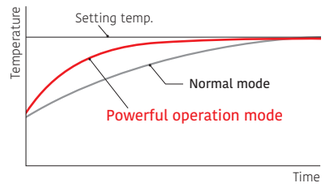

10°C Heat

After a person has left the room, the system switches to minimum heating operation to maintain the room temperature. (Maintained at 10°C)

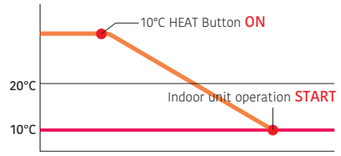

Uniform Air Conditioning

Circular airflow to achieve uniform air conditioning without temperature unevenness in workspaces

Quiet and Comfort Control

Low Noise Technology

Outdoor Unit Fan

Outdoor unit fan design with a small separation vortex, minimized air volume by fan control, and top-class low noise



Air Stabilizer in Duct

Low-noise duct structure with a built-in air stabilizer



Outdoor Unit Low Noise Operation

Users can choose low noise levels, depending on the installation environment. Operation time can be set by timer.

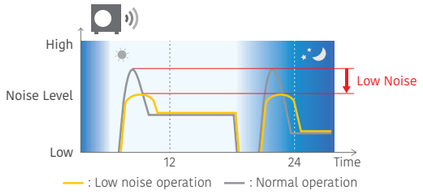

*During Outdoor unit low noise operation, the maximum capacity is reduced, so it may take longer for the room to warm up.

*Even if Outdoor unit low noise operation is set, the operating noise may not decrease if the room temperature is close to the set temperature.

Auto Changeover

In an auto setting, the system automatically switches between cooling and heating modes according to the set temperature and room temperature.

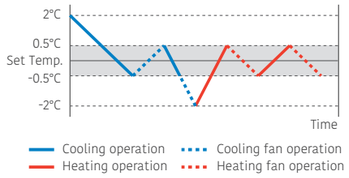

Fresh Air Intake for Cassette, Duct, Ceiling

Fresh air is taken in by a fan connected to an external control unit.

Fresh Air Intake Kit

Feature Explanation

Energy-Saving Features

Save Occupancy Sensor
The Occupancy sensor detects the movement of people in the room and determines whether to switch to energy saving operation.

Occupancy Sensor Control
The Occupancy sensor (option) detects movement of people in the room and decides whether to save energy or stop the unit.

Economy Operation
The thermostat setting is adjusted automatically according to the room temperature to avoid unnecessary cooling or heating.

Setting Temperature Range Limitation
Sets the minimum and maximum limits on room temperature to establish the right balance between energy saving and a comfortable environment.

Set Temperature Auto Return
The setting temperature automatically returns to the previously set temperature.

Features for Comfort

Power Diffuser
An additional louver that opens based on input from monitoring sensors to quickly enhance immediate comfort needs.

Powerful Operation
Operation at maximum air flow and compressor speed, that quickly makes the room comfortable.

10°C Heat
The room temperature can be set to go no lower than 10°C, thus ensuring that the room does not get too cold when not occupied.

Outdoor Unit Low Noise Operation
The noise level of the outdoor unit can be selected.

Auto Changeover
The unit automatically switches between heating and cooling modes based on the temperature setting and the room temperature.

UP/DOWN Swing Louver
The vertical louver automatically swings up and down.

Double Swing Automatic
Complex swing action of the louver enables automatic swing in both the left/right and up/down directions.

Automatic Fan Speed
A micro-computer automatically adjusts the airflow to follow the changes in room temperature.

Auto Restart
In the event of a temporary power failure, the air conditioner will automatically restart in the same operating mode as before, once the power supply is restored.

Connectable Fresh Air Duct
Outside air can be introduced by attaching a locally purchased duct to the fresh air knockout and an optional part.

Fresh Air Intake
Fresh air can be taken in by a fan connected to an external control unit.

Connectable Distributing Duct
Locally purchased branch ducts can be attached to the systems to distribute the airflow.

Individual Airflow Direction Control
Each louver of a 4-way Cassette type can be controlled individually to provide comfortable airflow.

Convenience Features

Auto-Off Timer
Automatically stops operation when a fixed time has elapsed from the start of operation.

Sleep Timer
A micro-computer gradually changes the room temperature automatically to promote a comfortable night's sleep.

Program Timer
This digital timer allows selection of one of four options: ON, OFF, ON » OFF, or OFF » ON.

Weekly Timer
Different ON-OFF times can be set for each day.

Weekly & Temperature Setback Timer
Weekly & Temperature setback timer can set the temperature for 2-time spans and for each day of the week.

Filter Sign
Indicates the filter cleaning period by blinking.

External Error Output

External ON/OFF Input

Wireless LAN Control
The optional WLAN adapter enables the air conditioner to be operated by smartphone or tablet PC from outside the home.

Multi System Control
Operation using "Lead Lag Operation", "Back up operation", "Lag Operation" is possible. (Page C-011)

Special Cooling
Special Cooling" is a function that supports the operation of "Multi System Control".

Individual auto
To accommodate Europe's temperature differences between day and night, the system has a function that allows users to set separate temperatures for cooling and heating and automatically switches between them.

Clean Features

Ion Deodorization Filter
The filter deodorizes by powerfully decomposing absorbed odors using the oxidizing and reducing effects of ions generated by an ultra-fine-particle ceramic.

Apple-Catechin Filter
The Apple-catechin filter uses static electricity to clean fine particles and dust from the air.

Long-Life Filter

Washable Panel
Since the front panel is easy to remove, maintenance is also easy.

Silver Ion Filter
The Silver ion filter helps to keep indoor air free from viruses, bacteria and molds.

Heat Clean
Heats the heat exchanger (aluminum fins) inside the air conditioner to over 55°C, along with any accumulated water, to quickly and effectively clean it.

Installation / Support

Automatic Airflow Adjustment
Automatically detects required airflow in each application case and adjusts the volume.

Drain Pump As Standard

Blue Fin

Refrigerant Cycle Monitor
The values of each sensor and actuator can be displayed, and the status of the refrigeration cycle can be checked.

All DC models

SPLIT

KG Series

Wall-Mounted

Built-in WLAN adapter model

Designer Range

High Spec & Design

REFRIGERANT R32 · GOOD DESIGN · ALL DC

Save · Economy · Powerful · 10°C HEAT · Low Noise · Auto Changeover · Up/Down · Adjust · Restart · Sleep · Program · Weekly · Filter · LAN · ION · AF · Washable

High Energy Saving

Top class high efficiency is achieved by high efficient lambda-shaped heat exchanger, large cross flow fan and R32 refrigerant.

Class A+++*

*07/09/12 models

SEER 9.80*

*07 model

SCOP 5.20*

*07/09/12 models



Hybrid-heat exchanger

The large hybrid heat exchanger has greatly improved the heat exchange efficiency to achieve top-level SEER and SCOP.

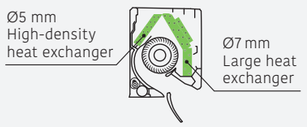

Ø107 Large cross-flow fan

The large-diameter fan generates air volume efficiently even at reduced power.

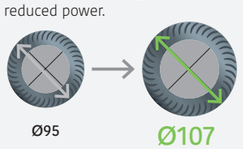

Occupancy sensor

The Occupancy sensor monitors the movements of people in a room and operates the air conditioner at a lower capacity when people leave the room. When people come back to the room, it automatically returns to the previous operating mode.



Comfortable Airflow & Quiet Operation

The large louver and the air-blowing structure create a comfortable air flow that spreads all the way down to the user's feet with quiet operation.

Quiet & Comfort

19 dB(A)

(07/09/12 models)

Cooling only

Smart Device Control

AIRSTAGE Mobile

A WLAN adapter is included as standard equipment.By installing the AIRSTAGE mobile app on your smart device, you can check and control the operating status of the air conditioner from anywhere indoors or outdoors.

* See page C-022 for details on smart device control.

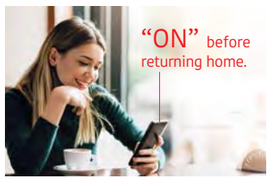

Refrigerant Cycle Monitor (Option)

Wired Remote Controller (Touch Panel) will support to display some sensor values for maintenance and service support.

*Wired remote controller (UTY-RNRYZ5 or UTY-RVRY) is required.

Display screen example

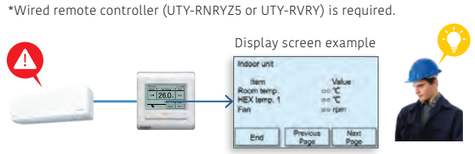

REFRIGERANT R32

Model: ASEH07KGTG / ASEH09KGTG / ASEH12KGTG / ASEH14KGTG

WLAN adapter (Built-in)

Wireless RC

Specifications

Model name	Indoor unit			ASEH07KGTG	ASEH09KGTG	ASEH12KGTG	ASEH14KGTG
	Outdoor unit			AOEH07KGCG	AOEH09KGCG	AOEH12KGCG	AOEH14KGCG
Power Source				Single phase, ~230 V, 50 Hz			
Capacity	Cooling	Rated	kW	2.0	2.5	3.4	4.2
		Min.-Max.		0.9-3.3	0.9-3.6	0.9-4.1	0.9-4.5
	Heating	Rated		2.5	2.8	4.0	5.4
		Min.-Max.		0.9-5.2	0.9-5.4	0.9-6.1	0.9-6.4
Input Power	Cooling/Heating		kW	0.400 / 0.500	0.550 / 0.600	0.870 / 0.910	1.220 / 1.450
EER	Cooling		W/W	5.00	4.55	3.91	3.44
COP	Heating			5.00	4.67	4.40	3.72
Pdesign	Cooling/Heating (-10°C)		kW	2.0 / 2.3	2.5 / 2.4	3.4 / 2.5	4.2 / 4.0
SEER	Cooling		W/W	9.80	9.40	8.80	8.00
SCOP	Heating (Average)			5.20	5.20	5.20	4.60
Energy Efficiency Class	Cooling			A+++	A+++	A+++	A++
	Heating (Average)			A+++	A+++	A+++	A++
Max. Operating Current	Cooling/Heating		A	6.5 / 9.0	6.5 / 9.0	6.5 / 9.0	9.0 / 10.5
Annual Energy Consumption	Cooling		kWh/a	71	93	135	184
	Heating			618	646	673	1,217
Moisture Removal			l/h	1.1	1.3	1.6	1.7
Sound Pressure Level	Indoor (Cooling)	H/M/L/Q	dB(A)	36 / 32 / 29 / 19	38 / 34 / 29 / 19	40 / 35 / 30 / 19	43 / 36 / 30 / 20
	Indoor (Heating)	H/M/L/Q		38 / 34 / 31 / 20	39 / 34 / 31 / 20	42 / 38 / 33 / 21	44 / 39 / 33 / 24
Sound Power Level	Outdoor (Cooling/Heating)	High		42 / 43	44 / 45	50 / 50	50 / 50
	Indoor (Cooling/Heating)	High		49 / 51	52 / 52	56 / 58	57 / 59
	Outdoor (Cooling/Heating)	High		56 / 56	58 / 58	65 / 66	65 / 66
Airflow Rate	Indoor/Outdoor (Cooling)	High	m^3/h	570 / 1,390	640 / 1,480	680 / 1,800	750 / 1,800
	Indoor/Outdoor (Heating)	High		610 / 1,350	630 / 1,420	750 / 1,690	780 / 1,690
Net Dimensions H x W x D	Indoor		mm	270 × 834 × 215	270 × 834 × 215	270 × 834 × 215	270 × 834 × 215
	Outdoor		mm	542 × 799 × 290	542 × 799 × 290	542 × 799 × 290	542 × 799 × 290
Weight	Indoor		kg	10	10	10	10
	Outdoor		kg	30	30	31	32
Connection Pipe Diameter (Liquid/Gas)			mm	6.35 / 9.52	6.35 / 9.52	6.35 / 9.52	6.35 / 9.52
Drain Hose Diameter (I.D./O.D.)				13.8 / 15 to 16.8	13.8 / 15 to 16.8	13.8 / 15 to 16.8	13.8 / 15 to 16.8
Max. Pipe Length (Pre-Charge)			m	20 (15)	20 (15)	20 (15)	20 (15)
Max. Height Difference				15	15	15	15
Operating Range	Cooling		°CDB	-10 to 50	-10 to 50	-10 to 50	-10 to 50
	Heating			-15 to 24	-15 to 24	-15 to 24	-15 to 24
Refrigerant	Type (Global Warming Potential)			R32 (675)	R32 (675)	R32 (675)	R32 (675)
	Charge		kg (CO2eq-T)	0.75 (0.506)	0.75 (0.506)	0.85 (0.574)	0.85 (0.574)

Optional parts

* For information on the compatibility of optional parts for Intesis products, please refer to the compatibility list at the end of the "Control system & Optional parts" chapter.

Wired Remote Controller (Design type):	UTY-RVRY
Compact wired remote controller:	UTY-RCRYZ1
Wired remote controller (touch panel):	UTY-RNRYZ5
Wired remote controller:	UTY-RLRY
Simple remote controller (without operation mode):	UTY-RHRY
Simple remote controller:	UTY-RSRY
Wireless remote controller:	UTY-LNWX
Communication Kit:	UTY-TWRXZ2
External Connect Kit:	UTY-XWZX
	UTY-XWZXZ5
Network Convertor for single split (DC power supply type):	UTY-VTGX
Network Convertor for single split (AC power supply type):	UTY-VTGXV
Silver Ion filter:	UTR-FA16-5
External input and output PCB*1:	UTY-XCSXZ2
External switch controller:	UTY-TERX

*1 It is required when 2 or more external input and output ports are used.

Dimensions

(Unit: mm)

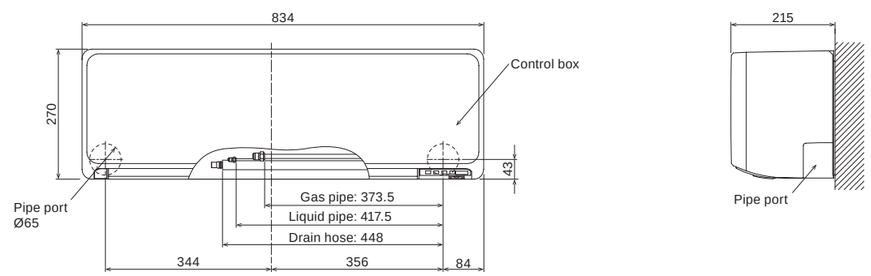

SPLIT

SPLIT

NEW

KJ Series

Wall-Mounted

Built-in WLAN adapter model

Designer Range

Minimal Elegance Design

REFRIGERANT R32

ALL DC

Save, Economy, Powerful, 10°C HEAT, Low Noise, Auto Changeover, Up/Down, Double, Adjust, Restart, Sleep, Program, Weekly, Filter, LAN, Individual, ION, AF, Washable, Heat Clean, Blue Fin

Minimal Elegance

The clean lines and strong, elegant curves give it an elegant look. Its compact width allows it to be installed in narrow spaces such as above doors.

Heat Clean

Heats the heat exchanger (aluminum fins) inside the air conditioner to over 55°C along with any accumulated water to quickly and effectively clean it. It is also effective against mold that has adhered to the unit.*



Test organization name: Kitasato Research Center for Environmental Science
Report No.: KRCES - Bio. Test Report No. 2025_1003. Mold control rate: 99% or higher after heat clean operation.
*Tested on actual equipment. (12 model) Results may vary based on usage, seasonal, and environmental variables.

INDIVIDUAL AUTO

To accommodate Europe's temperature differences between day and night, the system has a function that allows users to set separate temperatures for cooling and heating and automatically switches between them.

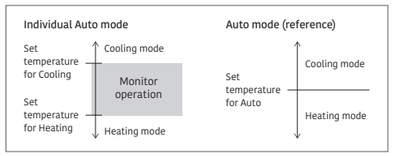

Equipped with Occupancy Sensor

The Occupancy sensor monitors the movements of people in a room and operates the air conditioner at a lower capacity when people leave the room. When people come back to the room, it automatically returns to the previous operating mode.

Model: ASEH07KJCAL / ASEH09KJCAL / ASEH12KJCAL / ASEH14KJCAL
ASEH07KJCALB / ASEH09KJCALB / ASEH12KJCALB / ASEH14KJCALB

REFRIGERANT R32

Wireless RC

Specifications

Model name				ASEH07KJCAL ASEH07KJCALB	ASEH09KJCAL ASEH09KJCALB	ASEH12KJCAL ASEH12KJCALB	ASEH14KJCAL ASEH14KJCALB
	Indoor unit						
	Outdoor unit			AOEH07KJCA	AOEH09KJCA	AOEH12KJCA	AOEH14KJCA
Power Source				Single phase, 230V, ~50Hz			
Capacity	Cooling	Rated	kW	2.0	2.5	3.4	4.2
		Min-Max		0.9-3.0	0.9-3.2	0.9-3.9	0.9-4.3
	Heating	Rated		2.5	2.8	4.0	5.2
		Min-Max		0.9-3.6	0.9-4.5	0.9-5.4	0.9-5.9
Input Power	Cooling/Heating		kW	0.400 / 0.500	0.550 / 0.600	0.870 / 0.950	1.260 / 1.400
EER	Cooling		W/W	5.00	4.55	3.91	3.33
COP	Heating			5.00	4.67	4.21	3.71
Pdesign	Cooling/Heating(-10°C)		kW	2.0 / 2.3	2.5 / 2.4	3.4 / 2.5	4.2 / 4.0
SEER	Cooling		W/W	9.60	9.20	8.70	7.90
SCOP	Heating (Average)			5.10	5.10	5.10	4.60
Energy Efficiency Class	Cooling			A+++	A+++	A+++	A++
	Heating (Average)			A+++	A+++	A+++	A++
Max. Operating Current	Cooling/Heating		A	6.5 / 9.0	6.5 / 9.0	6.5 / 9.0	7.0 / 9.0
Annual Energy Consumption	Cooling		kWh/a	73	95	137	186
	Heating			631	658	685	1,216
Moisture Removal			l/h	1.0	1.0	1.5	1.6
Sound Pressure Level	Indoor (Cooling)	H/M/L/Q	dB(A)	36 / 31 / 24 / 19	38 / 31 / 24 / 19	41 / 34 / 25 / 20	45 / 35 / 25 / 20
	Indoor (Heating)	H/M/L/Q		38 / 31 / 24 / 20	38 / 31 / 24 / 20	41 / 34 / 25 / 21	44 / 35 / 25 / 21
	Outdoor(Cooling/Heating)	High		42 / 42	44 / 44	47 / 47	47 / 52
Sound Power Level	Indoor(Cooling/Heating)	High		51 / 52	52 / 52	56 / 56	59 / 59
	Outdoor(Cooling/Heating)	High		55 / 54	56 / 55	58 / 59	59 / 63
Airflow Rate	Indoor / Outdoor (Cooling)	High	m^3/h	540 / 1,390	580 / 1,480	630 / 1,690	720 / 1,690
	Indoor / Outdoor (Heating)	High		580 / 1,350	580 / 1,420	630 / 1,690	720 / 1,860
Net Dimensions H x W x D	Indoor		mm	270 × 798 × 240	270 × 798 × 240	270 × 798 × 240	270 × 798 × 240
	Outdoor		mm	542 × 799 × 290	542 × 799 × 290	542 × 799 × 290	542 × 799 × 290
Weight	Indoor		kg	10	10	10.5	10.5
	Outdoor		kg	30	30	31	31
Connection Pipe Diameter (Liquid / Gas)			mm	6.35 / 9.52	6.35 / 9.52	6.35 / 9.52	6.35 / 9.52
Drain hose Diameter (I.D./O.D.)				13.8 / 15 to 16.8	13.8 / 15 to 16.8	13.8 / 15 to 16.8	13.8 / 15 to 16.8
Max. Pipe Length (Pre-Charge)			m	20 (15)	20 (15)	20 (15)	20 (15)
Max. Height Difference				15	15	15	15
Operating Range	Cooling		°CDB	-10 to 50	-10 to 50	-10 to 50	-10 to 50
	Heating			-20 to 24	-20 to 24	-20 to 24	-20 to 24
Refrigerant	Type (Global Warming Potential)			R32 (675)	R32 (675)	R32 (675)	R32 (675)
	Charge		kg(CO2eq-T)	0.72 (0.486)	0.72 (0.486)	0.87 (0.587)	0.87 (0.587)

Optional parts

* For information on the compatibility of optional parts for Intesis products, please refer to the compatibility list at the end of the "Control system & Optional parts" chapter.

Wired Remote Controller (Design type): UTY-RVRY
Compact wired remote controller: UTY-RCRYZ1
Wired remote controller (touch panel): UTY-RNRYZ5
Wired remote controller: UTY-RLRY
Simple remote controller (without operation mode): UTY-RHRY
Simple remote controller: UTY-RSRY

KNX® converter: UTY-VKSX
MODBUS® converter: UTY-VMSX
Communication Kit: UTY-TWRXZ2
External Connect Kit: UTY-XWZX
UTY-XWZXZ5
Silver Ion filter: UTR-FA16-5

Network Convertor for single split (DC power supply type): UTY-VTGX
Network Convertor for single split (AC power supply type): UTY-VTGXV
External input and output PCB*1: UTY-XCSXZ2
External switch controller: UTY-TERX

*1 It is required when 2 or more external input and output ports are used.

Dimensions

(Unit: mm)

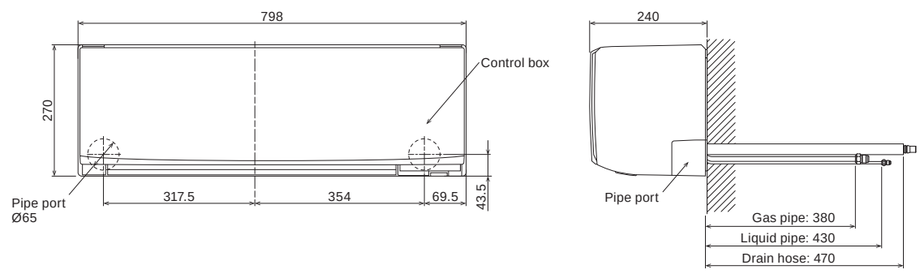

SPLIT

SPLIT

KE Series

Wall-Mounted

Built-in WLAN adapter model

Designer Range

Cool Beauty Design

REFRIGERANT R32 | ALL DC

Economy | Powerful | 10°C HEAT | Low Noise | Auto Changeover | Up/Down | Adjust | Restart | Sleep | Program | Weekly | Filter | LAN | ION | AF | Washable

Cool Beauty Design

We have designed this series exclusively for the European market. The exterior design harmonizes beautifully with any decor and adds comfortable elegance to the room. The light, elegant and three-dimensional expression achieved by the curved surface is beautiful from any angle.

CMF: COLOR MATERIAL FINISH
The texture of the front panel expresses the craftsmanship of Europe, and changes its expression with the changing light of the day.

High Energy Saving

Top class high efficiency is achieved by high efficient lambda-shaped heat exchanger, large cross flow fan and R32 refrigerant.

Class
Cooling*1 A++
Heating*2 A+

SEER 7.4 *1

SCOP 4.4 *2

*1: 07/09 models *2: 12 model

Hybrid-heat exchanger

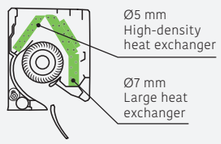

Ø107 Large cross-flow fan

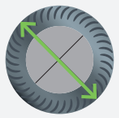

Smart Device Control

A WLAN adapter is included as standard equipment.By installing the AIRSTAGE mobile app on your smart device, you can check and control the operating status of the air conditioner from anywhere indoors or outdoors.

* See page C-022 for details on smart device control.

AIRSTAGE Mobile



Comfortable Airflow & Quiet Operation

The large louver and the new air-blowing structure create a comfortable air flow that spreads all the way down to the user's feet with quiet operation.

20 dB(A)
Cooling only

REFRIGERANT R32

Model: ASEG07KETF / ASEG09KETF / ASEG12KETF / ASEG14KETF (Peal white X White)
ASEG07KETF-B / ASEG09KETF-B / ASEG12KETF-B / ASEG14KETF-B (Silver X Dark gray)

Peal white X White

Silver X Dark gray

WLAN adapter (Built-in)

Wireless RC

For ASEG07/09/12KETF
ASEG07/09/12KETF-B

For ASEG14KETF
ASEG14KETF-B

Specifications

Model name				ASEG07KETF ASEG07KETF-B	ASEG09KETF ASEG09KETF-B	ASEG12KETF ASEG12KETF-B	ASEG14KETF ASEG14KETF-B
	Indoor unit						
	Outdoor unit			AOEG07KETA	AOEG09KETA	AOEG12KETA	AOEG14KETA
Power Source				Single phase, ~230 V, 50 Hz			
Capacity	Cooling	Rated	kW	2.0	2.5	3.4	4.2
		Min.-Max.		0.9 - 3.0	0.9 - 3.2	0.9 - 3.9	0.9 - 4.4
	Heating	Rated		2.5	2.8	4.0	5.4
		Min.-Max.		0.9 - 3.4	0.9 - 4.0	0.9 - 5.3	0.9 - 6.0
Input Power	Cooling/Heating		kW	0.450/0.555	0.630/0.620	0.935/0.960	1.220/1.410
EER	Cooling		W/W	4.43	3.97	3.65	3.44
COP	Heating			4.52	4.52	4.17	3.83
Pdesign	Cooling/Heating (-10°C)		kW	2.0/2.3	2.5/2.4	3.4/2.5	4.2/4.0
SEER	Cooling		W/W	7.40	7.40	7.30	6.90
SCOP	Heating (Average)			4.10	4.10	4.40	4.10
Energy Efficiency Class	Cooling			A++	A++	A++	A++
	Heating (Average)			A+	A+	A+	A+
Max. Operating Current	Cooling/Heating		A	6.5/9.0	6.5/9.0	6.5/9.0	6.5/9.0
Annual Energy Consumption	Cooling		kWh/a	95	118	163	213
	Heating			785	819	795	1,367
Moisture Removal			l/h	1.0	1.3	1.8	2.1
Sound Pressure Level	Indoor (Cooling)	H/M/L/Q	dB(A)	38/33/29/20	40/34/29/20	40/35/30/20	43/36/30/20
	Indoor (Heating)	H/M/L/Q		41/35/31/22	42/36/31/22	42/38/33/22	44/39/33/24
	Outdoor (Cooling/Heating)	High		46/46	46/46	50/50	50/50
Sound Power Level	Indoor (Cooling/Heating)	High		54/56	55/57	55/58	57/59
	Outdoor (Cooling/Heating)	High		61/61	61/62	65/65	65/66
Airflow Rate	Indoor/Outdoor (Cooling)	High	m^3/h	650/1,650	700/1,650	700/1,700	770/1,680
	Indoor/Outdoor (Heating)	High		720/1,450	750/1,450	770/1,470	800/1,580
Net Dimensions H x W x D	Indoor		mm	295 × 950 (wall side: 840) × 230			
	Outdoor		mm	541 × 663 × 290	541 × 663 × 290	541 × 663 × 290	542 × 799 × 290
Weight	Indoor		kg	11	11	11	11.5
	Outdoor		kg	23	23	25	31
Connection Pipe Diameter (Liquid/Gas)			mm	6.35/9.52	6.35/9.52	6.35/9.52	6.35/9.52
Drain Hose Diameter (I.D./O.D.)				13.8/15.0 to 16.8	13.8/15.0 to 16.8	13.8/15.0 to 16.8	13.8/15.0 to 16.8
Max. Pipe Length (Pre-Charge)			m	20 (15)	20 (15)	20 (15)	20 (15)
Max. Height Difference				15	15	15	15
Operating Range	Cooling		°CDB	-10 to 46	-10 to 46	-10 to 46	-10 to 46
	Heating			-15 to 24	-15 to 24	-15 to 24	-15 to 24
Refrigerant	Type (Global Warming Potential)			R32 (675)	R32 (675)	R32 (675)	R32 (675)
	Charge		kg (CO2eq-T)	0.6 (0.405)	0.6 (0.405)	0.7 (0.473)	0.85 (0.574)

Optional parts

* For information on the compatibility of optional parts for Intesis products, please refer to the compatibility list at the end of the "Control system & Optional parts" chapter.

Wired Remote Controller (Design type): UTY-RVRY
Compact wired remote controller: UTY-RCRYZ1
Wired remote controller (touch panel): UTY-RNRYZ5
Wired remote controller: UTY-RLRY
Simple remote controller (without operation mode): UTY-RHRY

Simple remote controller: UTY-RSRY
Communication Kit: UTY-TWRXZ2
External Connect Kit: UTY-XWZX
UTY-XWZXZ5
External switch controller: UTY-TERX

Network Convertor for single split (DC power supply type): UTY-VTGX
Network Convertor for single split (AC power supply type): UTY-VTGXV
Silver Ion filter: UTR-FA16-5
External input and output PCB*1: UTY-XCSXZ2

*1 It is required when 2 or more external input and output ports are used.

Dimensions

(Unit: mm)

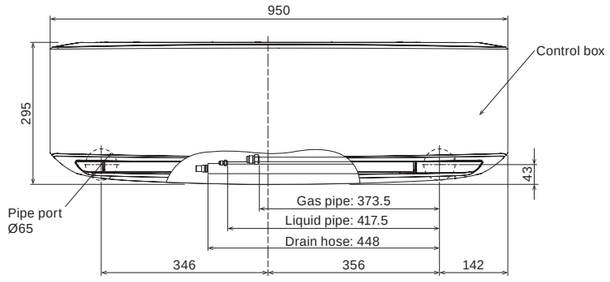

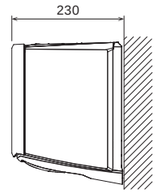

SPLIT

SPLIT

KM Series

Wall-Mounted

Built-in WLAN adapter model

Standard Range

High-Efficiency & Comfort

REFRIGERANT R32 · GOOD DESIGN · ALL DC

Economy · Powerful · 10°C HEAT · Low Noise · Auto Changeover · Up/Down · Adjust · Restart · Sleep · Program · Filter · LAN · ION · AF Washable

Slim & Stylish Square Design

The slim and stylish square design of this indoor unit is realized by using a highdensity, multipath heat exchanger and a high-efficiency wind blower.

Warm & Gentle Color Option

Both white and soft black color are relatively gentle tones and no strong contrast, each color harmonize with the environment and create a warm atmosphere.

High Energy Saving

High-efficiency has been achieved by the lambda-shaped heat exchanger, large cross-flow fan, and the R32 refrigerant.

Class Cooling A++ Heating A++* *07/09/12 models

SEER 8.40* *07/09 models

SCOP 4.60* *07/09/12 models

Comfortable Airflow & Quiet Operation

The large louver and the air-blowing structure create a comfortable air flow that spreads all the way down to the user's feet with quiet operation.

Quiet & Comfort

20 dB(A)

Cooling only

Smart Device Control

A WLAN adapter is included as standard equipment.By installing the AIRSTAGE mobile app on your smart device, you can check and control the operating status of the air conditioner from anywhere indoors or outdoors.

* See page C-022 for details on smart device control.

AIRSTAGE Mobile



Refrigerant Cycle Monitor (Option)

Wired Remote Controller (Touch Panel) will support to display some sensor values for maintenance and service support.

*Wired remote controller (UTY-RNRYZ5 or UTY-RVRY) is required.

Display screen example

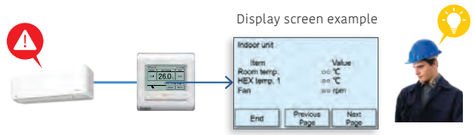

REFRIGERANT R32

Model: ASEH07KMCG / ASEH09KMCG / ASEH12KMCG / ASEH14KMCG
ASEH07KMCG-B / ASEH09KMCG-B / ASEH12KMCG-B / ASEH14KMCG-B

WLAN adapter (Built-in)

Wireless RC

For ASEH07/09/12KMCG ASEH07/09/12KMCG-B

For ASEH14KMCG ASEH14KMCG-B

Specifications

Model name	Indoor unit			ASEH07KMCG ASEH07KMCG-B	ASEH09KMCG ASEH09KMCG-B	ASEH12KMCG ASEH12KMCG-B	ASEH14KMCG ASEH14KMCG-B
	Outdoor unit			AOEH07KMCG	AOEH09KMCG	AOEH12KMCG	AOEH14KMCG
Power Source				Single phase, ~230 V, 50 Hz			
Capacity	Cooling	Rated	kW	2.0	2.5	3.4	4.2
		Min.-Max.		0.9-3.0	0.9-3.2	0.9-3.9	0.9-4.4
	Heating	Rated		2.5	2.8	4.0	5.4
		Min.-Max.		0.9-3.4	0.9-4.0	0.9-5.3	0.9-6.0
Input Power	Cooling/Heating		kW	0.450 / 0.555	0.650 / 0.620	0.960 / 1.020	1.220 / 1.410
EER	Cooling		W/W	4.43	3.85	3.54	3.44
COP	Heating			4.52	4.52	3.92	3.83
Pdesign	Cooling/Heating (-10°C)		kW	2.0 / 2.3	2.5 / 2.4	3.4 / 2.5	4.2 / 4.0
SEER	Cooling		W/W	8.40	8.40	7.70	7.10
SCOP	Heating (Average)			4.60	4.60	4.60	4.10
Energy Efficiency Class	Cooling			A++	A++	A++	A++
	Heating (Average)			A++	A++	A++	A+
Max. Operating Current	Cooling/Heating		A	6.5 / 9.0	6.5 / 9.0	6.5 / 9.0	6.5 / 9.0
Annual Energy Consumption	Cooling		kWh/a	83	104	155	207
	Heating			700	730	761	1,366
Moisture Removal			l/h	1.0	1.3	1.8	2.1
Sound Pressure Level	Indoor (Cooling)	H/M/L/Q	dB(A)	38 / 33 / 29 / 20	40 / 34 / 29 / 20	40 / 35 / 30 / 20	43 / 36 / 30 / 20
	Indoor (Heating)	H/M/L/Q		41 / 35 / 31 / 22	42 / 36 / 31 / 22	42 / 38 / 33 / 22	44 / 39 / 33 / 24
	Outdoor (Cooling/Heating)	High		46 / 46	46 / 46	50 / 50	50 / 50
Sound Power Level	Indoor (Cooling/Heating)	High		54 / 56	55 / 57	55 / 58	57 / 59
	Outdoor (Cooling/Heating)	High		61 / 61	61 / 62	65 / 65	65 / 66
Airflow Rate	Indoor/Outdoor (Cooling)	High	m^3/h	650 / 1,650	700 / 1,650	700 / 1,700	770 / 1,680
	Indoor/Outdoor (Heating)	High		720 / 1,450	750 / 1,450	780 / 1,470	820 / 1,580
Net Dimensions H x W x D	Indoor		mm	270 × 834 × 222	270 × 834 × 222	270 × 834 × 222	270 × 834 × 222
	Outdoor		mm	541 × 663 × 290	541 × 663 × 290	541 × 663 × 290	542 × 799 × 290
Weight	Indoor		kg	10	10	10	10
	Outdoor		kg	22	22	24	31
Connection Pipe Diameter (Liquid/Gas)			mm	6.35 / 9.52	6.35 / 9.52	6.35 / 9.52	6.35 / 9.52
Drain Hose Diameter (I.D./O.D.)				13.8 / 15 to 16.8	13.8 / 15 to 16.8	13.8 / 15 to 16.8	13.8 / 15 to 16.8
Max. Pipe Length (Pre-Charge)			m	20 (15)	20 (15)	20 (15)	20 (15)
Max. Height Difference				15	15	15	15
Operating Range	Cooling		°CDB	-10 to 50	-10 to 50	-10 to 50	-10 to 50
	Heating			-15 to 24	-15 to 24	-15 to 24	-15 to 24
Refrigerant	Type (Global Warming Potential)			R32 (675)	R32 (675)	R32 (675)	R32 (675)
	Charge		kg (CO2eq-T)	0.60 (0.405)	0.60 (0.405)	0.70 (0.473)	0.85 (0.574)

Optional parts

* For information on the compatibility of optional parts for Intesis products, please refer to the compatibility list at the end of the "Control system & Optional parts" chapter.

Wired Remote Controller (Design type): UTY-RVRY
Compact wired remote controller: UTY-RCRYZ1
Wired remote controller (touch panel): UTY-RNRYZ5
Wired remote controller: UTY-RLRY
Simple remote controller (without operation mode): UTY-RHRY

Simple remote controller: UTY-RSRY
Wireless remote controller: UTY-LNWX
Communication Kit: UTY-TWRXZ2
External Connect Kit: UTY-XWZX, UTY-XWZXZ5

Network Convertor for single split (DC power supply type): UTY-VTGX
Network Convertor for single split (AC power supply type): UTY-VTGXV
Silver Ion filter: UTR-FA16-5
External input and output PCB*1: UTY-XCSXZ2
External switch controller: UTY-TERX

*1 It is required when 2 or more external input and output ports are used.

Dimensions

(Unit: mm)

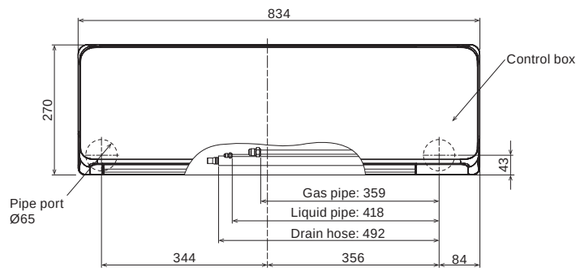

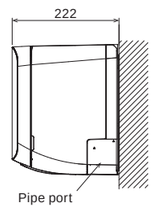

SPLIT

SPLIT

KN Series

Wall-Mounted

Built-in WLAN adapter model

ECO Range

Compact Size

REFRIGERANT R32

ALL DC

Economy | Powerful | 10°C HEAT | Auto Changeover | Up/Down | Adjust | Restart | Sleep | Program | Weekly | Filter | LAN | Washable | Blue Fin

Elegant & Smart Square Design

An elegant and smart type in the eco range.
The delicate shading of the ridge line makes the unit an accessory for the room.

High Energy Saving

The size of the heat exchanger has increased to improve performance, making it more powerful despite its compact size.

Class Cooling A++ Heating A+

SEER 7.8* SCOP 4.4

* 07 model

Comfortable Airflow & Quiet Operation

The large louver and the air-blowing structure create a comfortable air flow that spreads all the way down to the user's feet with quiet operation.

Quiet & Comfort

20 dB(A)

Cooling only

Smart Device Control

AIRSTAGE Mobile

A WLAN adapter is included as standard equipment.By installing the AIRSTAGE mobile app on your smart device, you can check and control the operating status of the air conditioner from anywhere indoors or outdoors.

* See page C-022 for details on smart device control.



Highly Efficient Operation Even at High Outdoor Temperatures

Operating range MAX 50 °C (Cooling operation)

Even when installed in the region with high outdoor air temperatures (Max. 50°C*), it is comfortable because it can cool the interior well.

* suction temperature of the outdoor unit

REFRIGERANT R32

Model: ASEH07KNCA / ASEH09KNCA / ASEH12KNCA

WLAN adapter (Built-in)

Wireless RC

Specifications

Model name	Indoor unit			ASEH07KNCA	ASEH09KNCA	ASEH12KNCA
	Outdoor unit			AOEH07KNCA	AOEH09KNCA	AOEH12KNCA
Power Source				Single phase, ~230 V, 50 Hz		
Capacity	Cooling	Rated	kW	2.0	2.5	3.4
		Min.-Max.		0.9-2.9	0.9-3.1	0.9-3.8
	Heating	Rated		2.5	2.8	3.8
		Min.-Max.		0.9-3.4	0.9-4.0	0.9-4.8
Input Power	Cooling/Heating		kW	0.50 / 0.58	0.74 / 0.70	1.05 / 1.02
EER	Cooling		W/W	4.00	3.38	3.24
COP	Heating			4.31	4.00	3.73
Pdesign	Cooling/Heating (-10°C)		kW	2.0 / 2.3	2.5 / 2.4	3.4 / 2.5
SEER	Cooling		W/W	7.8	7.4	7.0
SCOP	Heating (Average)			4.4	4.4	4.4
Energy Efficiency Class	Cooling			A++	A++	A++
	Heating (Average)			A+	A+	A+
Max. Operating Current	Cooling/Heating		A	6.5 / 9.0	6.5 / 9.0	6.5 / 9.0
Annual Energy Consumption	Cooling		kWh/a	90	118	170
	Heating			731	763	795
Moisture Removal			l/h	1.0	1.0	1.4
Sound Pressure Level	Indoor (Cooling)	H/M/L/Q	dB(A)	36 / 33 / 29 / 20	38 / 35 / 29 / 20	40 / 36 / 32 / 20
	Indoor (Heating)	H/M/L/Q		38 / 33 / 30 / 22	38 / 33 / 30 / 22	39 / 35 / 31 / 22
	Outdoor (Cooling/Heating)	High		43 / 44	44 / 45	49 / 49
Sound Power Level	Indoor (Cooling/Heating)	High		51 / 52	53 / 52	55 / 53
	Outdoor (Cooling/Heating)	High		53 / 54	56 / 56	60 / 61
Airflow Rate	Indoor/Outdoor (Cooling)	High	m^3/h	530 / 1,430	580 / 1,430	600 / 1,460
	Indoor/Outdoor (Heating)	High		580 / 1,390	580 / 1,390	600 / 1,360
Net Dimensions H x W x D	Indoor		mm	270 × 784 × 222	270 × 784 × 222	270 × 784 × 222
	Outdoor		mm	541 × 663 × 290	541 × 663 × 290	541 × 663 × 290
Weight	Indoor		kg	9	9	9
	Outdoor		kg	22	22	24
Connection Pipe Diameter (Liquid/Gas)			mm	6.35 / 9.52	6.35 / 9.52	6.35 / 9.52
Drain Hose Diameter (I.D./O.D.)				13.8 / 15 to 16.8	13.8 / 15 to 16.8	13.8 / 15 to 16.8
Max. Pipe Length (Pre-Charge)			m	20 (15)	20 (15)	20 (15)
Max. Height Difference				15	15	15
Operating Range	Cooling		°CDB	-10 to 50	-10 to 50	-10 to 50
	Heating			-15 to 24	-15 to 24	-15 to 24
Refrigerant	Type (Global Warming Potential)			R32 (675)	R32 (675)	R32 (675)
	Charge		kg (CO2eq-T)	0.57 (0.385)	0.57 (0.385)	0.65 (0.439)

Optional parts

* For information on the compatibility of optional parts for Intesis products, please refer to the compatibility list at the end of the "Control system & Optional parts" chapter.

Wireless remote controller: UTY-LNWX
Silver Ion Filter: UTR-FA16-5

Dimensions

(Unit: mm)

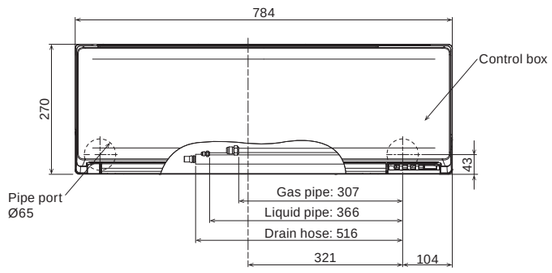

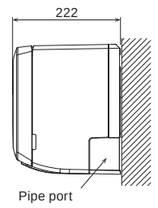

SPLIT

SPLIT

KM Series

Wall-Mounted

Standard Range

High-Efficiency & Large Room

REFRIGERANT R32

ALL DC

Economy · Powerful · 10°C HEAT · Low Noise · Auto Changeover · Double · Adjust · Restart · Sleep · Program · Weekly · Filter · ION · AF · Washable

High Energy Saving

High-efficiency has been achieved by the lambda-shaped heat exchanger, large cross-flow fan, and the R32 refrigerant.

Class A++ *1

SEER 7.8 *1

SCOP 4.6 *1

*18 model



Hybrid-heat exchanger

The large hybrid heat exchanger has greatly improved the heat exchange efficiency to achieve top-level SEER and SCOP.

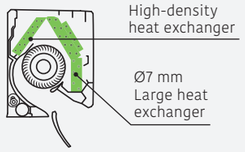

Ø107 Large cross-flow fan

The large-diameter fan generates air volume efficiently even at reduced power.

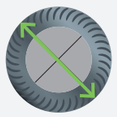

Smart Device Control (Option)

With the optional WLAN adapter installed in the air conditioner, you can control it from anywhere with your smart device.

* For more information about smart device control, please refer to the page C-022.

AIRSTAGE Mobile

You need to install the AIRSTAGE Mobile app on your smart device in order to control the air conditioner.

WLAN adapter (USB)

Easy Access to the Flare Pipe Connection

Installation when left outlet piping is easier by removable under cover of the indoor unit chassis. Installation when center outlet piping is easier by design change of wall hook bracket.

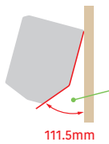

Wide space requirement
Easy Installation

REFRIGERANT R32

Model: ASEG18KMTE / ASEG24KMTE

Wireless RC

For ASEG18KMTE

For ASEG24KMTE

Specifications

Model name	Indoor unit			ASEG18KMTE	ASEG24KMTE
	Outdoor unit			AOEG18KMTA	AOEG24KMTA
Power Source				Single phase, ~230 V, 50 Hz	
Capacity	Cooling	Rated	kW	5.2	7.1
		Min.-Max.		0.9-6.0	0.9-8.3
	Heating	Rated		6.3	8.0
		Min.-Max.		0.9-8.7	0.9-10.1
Input Power	Cooling/Heating		kW	1.39/1.56	2.08/1.91
EER	Cooling		W/W	3.74	3.41
COP	Heating			4.04	4.19
Pdesign	Cooling/Heating (-10°C)		kW	5.2/4.8	7.1/7.1
SEER	Cooling		W/W	7.77	7.30
SCOP	Heating (Average)			4.60	4.20
Energy Efficiency Class	Cooling			A++	A++
	Heating (Average)			A++	A+
Max. Operating Current	Cooling/Heating		A	9.5/13.5	13.5/16.0
Annual Energy Consumption	Cooling		kWh/a	234	340
	Heating			1,460	2,362
Moisture Removal			l/h	1.7	2.7
Sound Pressure Level	Indoor (Cooling)	H/M/L/Q	dB(A)	45/40/35/29	49/40/35/29
	Indoor (Heating)	H/M/L/Q		46/40/35/29	49/40/35/29
	Outdoor (Cooling/Heating)	High		50/50	54/52
Sound Power Level	Indoor (Cooling/Heating)	High		60/61	65/65
	Outdoor (Cooling/Heating)	High		65/65	67/66
Airflow Rate	Indoor/Outdoor (Cooling)	High	m^3/h	980/2,350	1,170/3,240
	Indoor/Outdoor (Heating)	High		1,020/2,100	1,170/2,820
Net Dimensions H x W x D	Indoor		mm	280 × 980 × 240	280 × 980 × 240
	Outdoor		mm	632 × 799 × 290	716 × 820 × 315
Weight	Indoor		kg	12.5	12.5
	Outdoor		kg	36	42
Connection Pipe Diameter (Liquid/Gas)			mm	6.35/12.70	6.35/12.70
Drain Hose Diameter (I.D./O.D.)				13.8/15.8 to 16.7	13.8/15.8 to 16.7
Max. Pipe Length (Pre-Charge)			m	25 (15)	30 (15)
Max. Height Difference				20	25
Operating Range	Cooling		°CDB	-10 to 46	-10 to 46
	Heating			-15 to 24	-15 to 24
Refrigerant	Type (Global Warming Potential)			R32 (675)	R32 (675)
	Charge		kg (CO2eq-T)	1.02 (0.689)	1.32 (0.891)

Optional parts

* For information on the compatibility of optional parts for Intesis products, please refer to the compatibility list at the end of the "Control system & Optional parts" chapter.

Wired Remote Controller (Design type):	UTY-RVRY
Compact wired remote controller:	UTY-RCRYZ1
Wired remote controller (touch panel):	UTY-RNRYZ5
Wired remote controller:	UTY-RLRY
Simple remote controller (without operation mode):	UTY-RHRY
Simple remote controller:	UTY-RSRY
Wireless remote controller:	UTY-LNWX
Communication Kit:	UTY-TWRXZ2
External input and output PCB*1:	UTY-XCSXZ2
WLAN adapter:	UTY-TFSXF2
	UTY-TFSXH3
	FG-AC-WIF1Z1
Network Convertor for single split (DC power supply type):	UTY-VTGX
Network Convertor for single split (AC power supply type):	UTY-VTGXV
Silver Ion filter:	UTR-FA16-5
External switch controller:	UTY-TERX
External Connect Kit:	UTY-XWZXZ5

*1 It is required when 2 or more external input and output ports are used.

Dimensions

(Unit: mm)

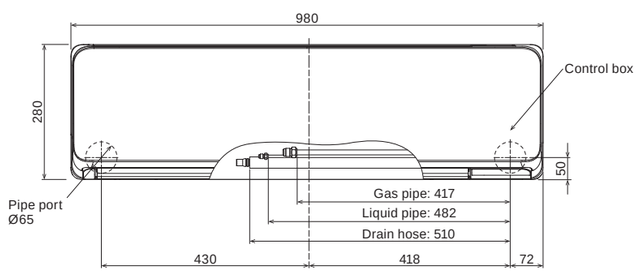

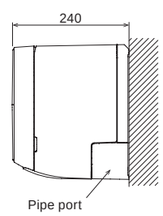

SPLIT

SPLIT

KM Series

Wall-Mounted

Standard Range

High-Efficiency & Large Room

REFRIGERANT R32

ALL DC

Save | Economy | Powerful | 10°C HEAT | Low Noise | Auto Changeover | Double | Adjust | Restart | Sleep | Program | Weekly | Filter | Special Cooling | ION | AF | Washable | Blue Fin

Special Cooling

When it is necessary to be constantly cooled such as rooms with a high heat load, it is possible to operate the cooling with keeping performance even when the outside temperature is low.

* Wired remote controller (UTY-RNRYZ5) is required.
* Please note that we will not provide compensation for any damages suffered to your appliances or data as a result of using this function.
* Please use it in low-humidity environments.
  Condensation and other problems may be caused when used in high-humidity environments.

Occupancy Sensor

The Occupancy sensor monitors the movements of people in a room and operates the air conditioner at a lower capacity when people leave the room. When people come back to the room, it automatically returns to the previous operating mode.

Refrigerant Cycle Monitor (Option)

Wired Remote Controller (Touch Panel) will support to display some sensor values for maintenance and service support.

*Wired remote controller (UTY-RNRYZ5 or UTY-RVRY) is required.

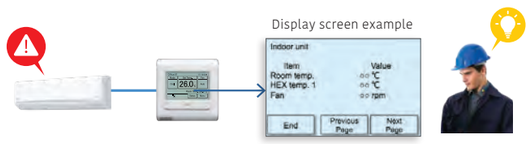

Smart Device Control (Option)

With the optional WLAN adapter installed in the air conditioner, you can control it from anywhere with your smart device.

* For more information about smart device control, please refer to the page C-022.

AIRSTAGE Mobile

You need to install the AIRSTAGE Mobile app on your smart device in order to control the air conditioner.

REFRIGERANT R32

Model: ASEH30KMTB / ASEH36KMTB

Wireless RC

Specifications

Model name	Indoor unit			ASEH30KMTB	ASEH36KMTB
	Outdoor unit			AOEH30KMTB	AOEH36KMTB
Power Source				Single phase, ~230V, 50Hz	
Capacity	Cooling	Rated	kW	8.0	9.4
		Min.-Max.		2.9~9.0	2.9~10.0
	Heating	Rated		8.8	10.1
		Min.-Max.		2.2~11.8	2.7~12.6
Input Power	Cooling/Heating		kW	2.33/2.20	3.16/2.73
EER	Cooling		W/W	3.43	2.97
COP	Heating			4.00	3.70
Pdesign	Cooling/Heating (-10°C)		kW	8.0/6.5	9.4/7.1
SEER	Cooling		W/W	6.68	6.10
SCOP	Heating (Average)			4.50	4.50
Energy Efficiency Class	Cooling			A++	A++
	Heating (Average)			A+	A+
Max. Operating Current	Cooling/Heating		A	21.0/21.0	21.5/21.5
Annual Energy Consumption	Cooling		kWh/a	419	534
	Heating			1,994	2,189
Moisture Removal			l/h	2.6	3.8
Sound Pressure Level	Indoor (Cooling)	H/M/L/Q	dB(A)	50/44/40/33	50/44/40/33
	Indoor (Heating)	H/M/L/Q		49/44/39/33	49/44/39/33
	Outdoor (Cooling/Heating)	High		53/55	55/55
Sound Power Level	Indoor (Cooling/Heating)	High		65/65	65/65
	Outdoor (Cooling/Heating)	High		68/69	70/70
Airflow Rate	Indoor/Outdoor (Cooling)	High	m^3/h	1,330/3,750	1,330/3,750
	Indoor/Outdoor (Heating)	High		1,330/3,750	1,330/3,750
Net Dimensions H x W x D	Indoor		mm	340 × 1,150 × 280	340 × 1,150 × 280
	Outdoor		mm	788 × 940 × 320	788 × 940 × 320
Weight	Indoor		kg	18.5	18.5
	Outdoor		kg	52.0	52.0
Connection Pipe Diameter (Liquid/Gas)			mm	9.52/15.88	9.52/15.88
Drain Hose Diameter (I.D./O.D.)				13.8/15.8 to 16.7	13.8/15.8 to 16.7
Max. Pipe Length (Pre-Charge)			m	50(30)	50(30)
Max. Height Difference				30	30
Operating Range	Cooling		°CDB	-15to46	-15to46
	Heating			-15to24	-15to24
Refrigerant	Type (Global Warming Potential)			R32(675)	R32(675)
	Charge		kg (CO2eq-T)	1.90(1.283)	1.90(1.283)

Optional parts

* For information on the compatibility of optional parts for Intesis products, please refer to the compatibility list at the end of the "Control system & Optional parts" chapter.

Wired Remote Controller (Design type): UTY-RVRY
Compact wired remote controller: UTY-RCRYZ1
Wired remote controller (touch panel): UTY-RNRYZ5
Wired remote controller: UTY-RLRY
Simple remote controller (without operation mode): UTY-RHRY
Simple remote controller: UTY-RSRY

Wireless remote controller: UTY-LNWX
Communication Kit: UTY-TWRXZ2
External input and output PCB*1: UTY-XCSXZ2
WLAN adapter: UTY-TFSXF2
UTY-TFSXH3
FG-AC-WIF1Z1

Network Convertor for single split (DC power supply type): UTY-VTGX
Network Convertor for single split (AC power supply type): UTY-VTGXV
Silver Ion filter: UTR-FA13-3
External switch controller: UTY-TERX
External Connect Kit: UTY-XWZXZ5

*1 It is required when 2 or more external input and output ports are used.

Dimensions

(Unit: mm)

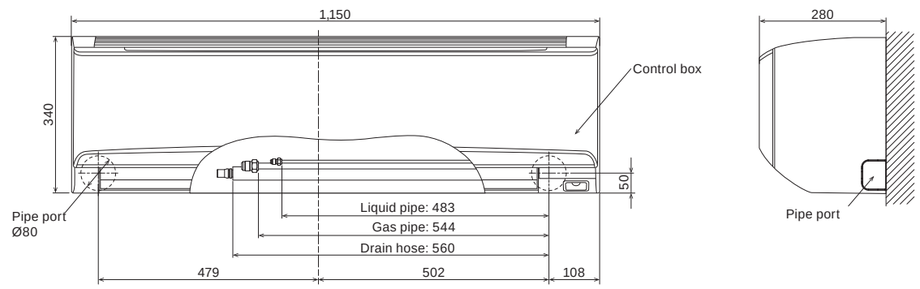

SPLIT

SPLIT

KP Series

Wall-Mounted

ECO Range

Compact Size

R32 REFRIGERANT

reddot award 2019 winner

ALL DC

Economy · Powerful · Auto Changeover · Up/Down · Adjust · Restart · Sleep · Program · Filter · Washable

Slim & Stylish Square Design

The slim and stylish square design of this indoor unit is realized by using a high-density, multipath heat exchanger and a high-efficiency wind blower.

High Energy Saving

High-efficiency has been achieved by the lambda-shaped heat exchanger, large cross-flow fan, and the R32 refrigerant.

Class *1 Cooling A++ Heating *2 A+

SEER 6.7 *1

SCOP 4.1 *2

*1:07/09 models *2: 12 model

Comfortable Airflow & Quiet Operation

The large louver and the air-blowing structure create a comfortable air flow that spreads all the way down to the user's feet with quiet operation.

22 dB(A)

Cooling only

Smart Device Control (Option)

With the optional WLAN adapter installed in the air conditioner, you can control it from anywhere with your smart device.

* For more information about smart device control, please refer to the page C-022.

AIRSTAGE Mobile

You need to install the AIRSTAGE Mobile app on your smart device in order to control the air conditioner.

WLAN adapter (USB)

Easy Access to the Flare Pipe Connection

Installation when left outlet piping is easier by removable under cover of the indoor unit chassis. Installation when center outlet piping is easier by design change of wall hook bracket.

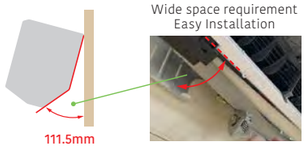

R32 REFRIGERANT

Model: ASEG07KPCE / ASEG09KPCE / ASEG12KPCE

Wireless RC

Specifications

Model name	Indoor unit			ASEG07KPCE	ASEG09KPCE	ASEG12KPCE
	Outdoor unit			AOEG07KPCA	AOEG09KPCA	AOEG12KPCA
Power Source				Single phase, ~230 V, 50 Hz		
Capacity	Cooling	Rated	kW	2.0	2.5	3.4
		Min.-Max.		0.9-2.8	0.9-3.0	0.9-3.7
	Heating	Rated		2.5	2.8	3.8
		Min.-Max.		0.9-3.4	0.9-3.8	0.9-4.8
Input Power	Cooling/Heating		kW	0.48/0.63	0.71/0.79	1.00/1.14
EER	Cooling		W/W	4.17	3.52	3.40
COP	Heating			3.97	3.54	3.33
Pdesign	Cooling/Heating (-10°C)		kW	2.0/2.2	2.5/2.4	3.4/2.5
SEER	Cooling		W/W	6.70	6.70	6.30
SCOP	Heating (Average)			4.00	4.00	4.10
Energy Efficiency Class	Cooling			A++	A++	A++
	Heating (Average)			A+	A+	A+
Max. Operating Current	Cooling/Heating		A	6.5/9.0	6.5/9.0	6.5/9.0
Annual Energy Consumption	Cooling		kWh/a	104	131	189
	Heating			769	840	853
Moisture Removal			l/h	1.0	1.3	1.8
Sound Pressure Level	Indoor (Cooling)	H/M/L/Q	dB(A)	45/38/31/22	45/38/31/22	46/40/33/22
	Indoor (Heating)	H/M/L/Q		45/40/36/26	45/40/36/26	46/40/35/27
	Outdoor (Cooling/Heating)	High		45/46	47/47	49/51
Sound Power Level	Indoor (Cooling/Heating)	High		57/58	58/58	59/59
	Outdoor (Cooling/Heating)	High		57/58	59/59	62/62
Airflow Rate	Indoor/Outdoor (Cooling)	High	m^3/h	580/1,650	580/1,650	630/1,700
	Indoor/Outdoor (Heating)	High		580/1,450	580/1,450	630/1,470
Net Dimensions H x W x D	Indoor		mm	270 × 784 × 224	270 × 784 × 224	270 × 784 × 224
	Outdoor		mm	541 × 663 × 290	541 × 663 × 290	541 × 663 × 290
Weight	Indoor		kg	8	8	8
	Outdoor		kg	23	23	25
Connection Pipe Diameter (Liquid/Gas)			mm	6.35/9.52	6.35/9.52	6.35/9.52
Drain Hose Diameter (I.D./O.D.)				11.8/15.0 to 16.8	11.8/15.0 to 16.8	11.8/15.0 to 16.8
Max. Pipe Length (Pre-Charge)			m	20 (15)	20 (15)	20 (15)
Max. Height Difference				15	15	15
Operating Range	Cooling		°CDB	-10 to 46	-10 to 46	-10 to 46
	Heating			-15 to 24	-15 to 24	-15 to 24
Refrigerant	Type (Global Warming Potential)			R32 (675)	R32 (675)	R32 (675)
	Charge		kg (CO2eq-T)	0.55 (0.371)	0.55 (0.371)	0.59 (0.398)

Optional parts

* For information on the compatibility of optional parts for Intesis products, please refer to the compatibility list at the end of the "Control system & Optional parts" chapter.

Wireless remote controller: UTY-LNWX
WLAN adapter: UTY-TFSXF2
UTY-TFSXH3
Silver Ion Filter: UTR-FA16-5

Dimensions

(Unit: mm)

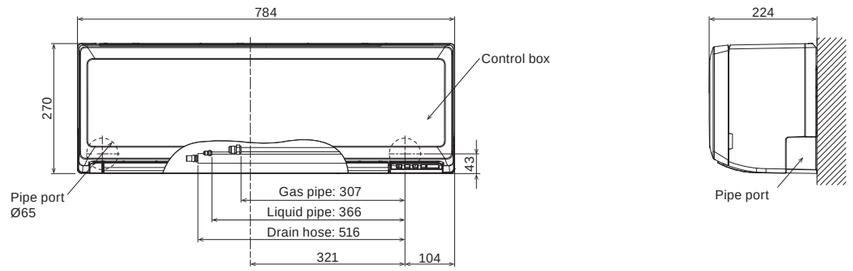

SPLIT

SPLIT

KL Series

Wall-Mounted

ECO Range

Comfort for Large Room

REFRIGERANT R32

ALL DC

Economy | Powerful | Auto Changeover | Up/Down | Adjust | Restart | Sleep | Program | Filter | Washable

Narrow Width & Compact Design

Compact and versatile. Powerful airflow is realized despite the 790-mm width compact design for small spaces such as bedrooms or home offices.

Economy Operation

Set temperature automatically increases or decreases by 1°C. The thermostat setting is adjusted automatically according to the room temperature to avoid unnecessary cooling or heating.

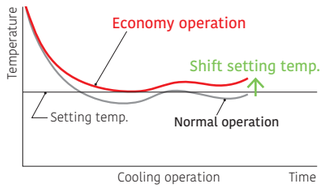

Powerful Operation

In powerful operation mode, the compressor operates at maximum speed for 20 minutes to provide a powerful airflow. Rapid cooling and heating makes the room comfortable quickly.

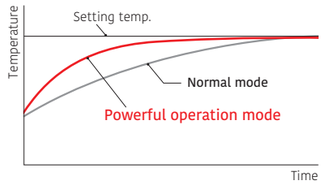

ON-OFF Program Timer

You can set ON/OFF or OFF/ON times depending on your lifestyle needs. (Setting time: 0.5, 1, 1.5, 2, 2.5, -----9.5, 10, 11, 12 hours)

Low Ambient Operation

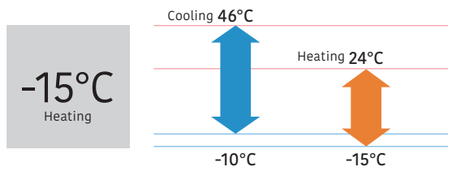

REFRIGERANT R32

Model: ASEG18KLCA / ASEG24KLCA

Wireless RC

For ASEG18KLCA

For ASEG24KLCA

Specifications

Model name	Indoor unit			ASEG18KLCA	ASEG24KLCA
	Outdoor unit			AOEG18KLCA	AOEG24KLCA
Power Source				Single phase, ~230 V, 50 Hz	
Capacity	Cooling	Rated	kW	5.2	7.1
		Min.-Max.		0.9~5.5	0.9~7.7
	Heating	Rated		6.3	8.0
		Min.-Max.		0.6~7.6	0.9~9.0
Input Power	Cooling/Heating		kW	1.685/1.80	2.42/2.225
EER	Cooling		W/W	3.09	2.93
COP	Heating			3.50	3.60
Pdesign	Cooling/Heating (-10°C)		kW	5.20/4.80	7.10/7.10
SEER	Cooling		W/W	7.20	7.10
SCOP	Heating (Average)			4.30	4.00
Energy Efficiency Class	Cooling			A++	A++
	Heating (Average)			A+	A+
Max. Operating Current	Cooling/Heating		A	9.5/13.5	13.5/17.5
Annual Energy Consumption	Cooling		kWh/a	253	350
	Heating			1563	2485
Moisture Removal			l/h	1.9	3.1
Sound Pressure Level	Indoor (Cooling)	H/M/L/Q	dB(A)	47/44/40/35	51/45/38/33
	Indoor (Heating)	H/M/L/Q		50/45/41/37	52/45/41/37
	Outdoor (Cooling/Heating)	High		50/56	55/57
Sound Power Level	Indoor (Cooling/Heating)	High		60/65	64/65
	Outdoor (Cooling/Heating)	High		61/66	65/67
Airflow Rate	Indoor/Outdoor (Cooling)	High	m^3/h	865/1,830	1,040/2,885
	Indoor/Outdoor (Heating)	High		995/2,265	1,040/3,030
Net Dimensions H x W x D	Indoor		mm	293 × 790 × 249	293 × 790 × 249
	Outdoor		mm	542 × 799 × 290	632 × 799 × 290
Weight	Indoor		kg	9.5	10.0
	Outdoor		kg	33	38
Connection Pipe Diameter (Liquid/Gas)			mm	6.35/9.52	6.35/12.70
Drain Hose Diameter (I.D./O.D.)				13.8/15.8 to 16.7	13.8/15.8 to 16.7
Max. Pipe Length (Pre-Charge)			m	25 (15)	30 (15)
Max. Height Difference				20	25
Operating Range	Cooling		°CDB	-10 to 46	-10 to 46
	Heating			-15 to 24	-15 to 24
Refrigerant	Type (Global Warming Potential)			R32 (675)	R32 (675)
	Charge		kg (CO2eq-T)	0.85 (0.574)	1.10 (0.743)

Optional parts

* For information on the compatibility of optional parts for Intesis products, please refer to the compatibility list at the end of the "Control system & Optional parts" chapter.

Wireless remote controller: UTY-LNWX
Silver Ion Filter: UTR-FA16-5

Dimensions

(Unit: mm)

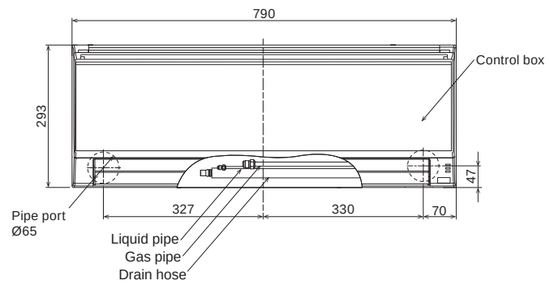

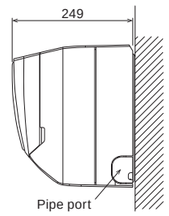

SPLIT

SPLIT

KL Series

Wall-Mounted

ECO Range

Cooling-enhanced type

R32 REFRIGERANT

GOOD DESIGN

reddot winner 2025

ALL DC

Economy · Powerful · Auto Changeover · Up/Down · Adjust · Restart · Sleep · Program · Filter · Washable · Blue Fin

Highly Efficient Operation Even at High Outdoor Temperatures

Even when installed in the region with high outdoor air temperatures (Max. 52°C*), it is comfortable because it can cool the interior well.

*suction temperature of the outdoor unit

Class A++

SEER 7.1*

*07 model

Operating range MAX 52 °C

(Cooling operation)

MINIMAL SMART Design

The smart design eliminates mechanical elements and offers a sophisticated, premium impression.
Its compact size, with a width of 770 mm, allows for flexible installation in limited room space.

Comfortable Airflow & Quiet Operation

The large louver and the air-blowing structure create a comfortable air flow that spreads all the way down to the user's feet with quiet operation.

Quiet & Comfort

21 dB(A)

Cooling only

Smart Device Control (Option)

With the optional WLAN adapter installed in the air conditioner, you can control it from anywhere with your smart device.

* For more information about smart device control, please refer to the page C-022.

AIRSTAGE Mobile

You need to install the AIRSTAGE Mobile app on your smart device in order to control the air conditioner.

WLAN adapter (USB)

R32 REFRIGERANT

Model: ASEH07KLTA / ASEH09KLTA / ASEH12KLTA

Wireless RC

Specifications

Model name	Indoor unit			ASEH07KLTA	ASEH09KLTA	ASEH12KLTA
	Outdoor unit			AOEH07KLTA	AOEH09KLTA	AOEH12KLTA
Power Source				Single phase, -230 V, 50 Hz		
Capacity	Cooling	Rated	kW	2.0	2.5	3.4
		Min.-Max.		0.9-2.8	0.9-3.0	0.9-3.7
	Heating	Rated		2.4	2.5	3.4
		Min.-Max.		0.9-3.3	0.9-3.5	0.9-3.7
Input Power	Cooling/Heating		kW	0.54 / 0.64	0.76 / 0.67	1.05 / 0.915
EER	Cooling		W/W	3.70	3.29	3.24
COP	Heating			3.75	3.73	3.72
Pdesign	Cooling/Heating (-10°C)		kW	2.0 / 2.2	2.5 / 2.3	3.4 / 2.5
SEER	Cooling		W/W	7.10	6.80	6.70
SCOP	Heating (Average)			4.10	4.10	4.10
Energy Efficiency Class	Cooling			A++	A++	A++
	Heating (Average)			A+	A+	A+
Max. Operating Current	Cooling/Heating		A	6.0 / 6.0	6.0 / 6.0	7.0 / 7.0
Annual Energy Consumption	Cooling		kWh/a	99	129	178
	Heating			752	786	854
Moisture Removal			l/h	0.18	0.55	1.26
Sound Pressure Level	Indoor (Cooling)	H/M/L/Q	dB(A)	41 / 36 / 29 / 21	43 / 36 / 29 / 21	43 / 37 / 30 / 21
	Indoor (Heating)	H/M/L/Q		41 / 37 / 32 / 23	43 / 37 / 32 / 23	43 / 37 / 32 / 23
Sound Power Level	Outdoor (Cooling/Heating)	High		47 / 47	47 / 47	50 / 50
	Indoor (Cooling/Heating)	High		54 / 55	55 / 55	55 / 56
	Outdoor (Cooling/Heating)	High		56 / 57	58 / 57	60 / 61
Airflow Rate	Indoor/Outdoor (Cooling)	High	m^3/h	600 / 1,650	620 / 1,650	620 / 1,700
	Indoor/Outdoor (Heating)	High		600 / 1,450	620 / 1,450	640 / 1,470
Net Dimensions H x W x D	Indoor		mm	250 × 770 × 218	250 × 770 × 218	250 × 770 × 218
	Outdoor		mm	541 × 663 × 290	541 × 663 × 290	541 × 663 × 290
Weight	Indoor		kg	7.0	7.0	7.5
	Outdoor		kg	19	19	22
Connection Pipe Diameter (Liquid/Gas)			mm	6.35 / 9.52	6.35 / 9.52	6.35 / 9.52
Drain Hose Diameter (I.D./O.D.)				13.8 / 15 to 16.8	13.8 / 15 to 16.8	13.8 / 15 to 16.8
Max. Pipe Length (Pre-Charge)			m	20 (15)	20 (15)	20 (15)
Max. Height Difference				15	15	15
Operating Range	Cooling		°CDB	10 to 52	10 to 52	10 to 52
	Heating			-15 to 24	-15 to 24	-15 to 24
Refrigerant	Type (Global Warming Potential)			R32 (675)	R32 (675)	R32 (675)
	Charge		kg (CO2eq-T)	0.53(0.358)	0.53(0.358)	0.60(0.405)

Optional parts

* For information on the compatibility of optional parts for Intesis products, please refer to the compatibility list at the end of the "Control system & Optional parts" chapter.

Wireless remote controller: UTY-LNWX
WLAN adapter: UTY-TFSXF2
UTY-TFSXH3
Silver Ion Filter: UTR-FA16-5

Dimensions

(Unit: mm)

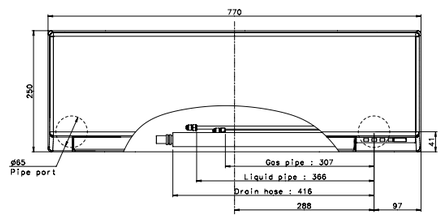

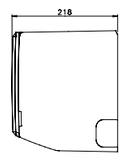

SPLIT

Compact Cassette

Compact 4-way Flow Range

Compact Size



Compact and Stylish Panel Design

The compact and stylish panel fits nicely into a grid-type ceiling. Its linear design is a perfect fit into a grid of 620 mm × 620 mm in the ceiling.

Easy Maintenance

You can access the unit for maintenance simply by removing a ceiling panel next to the grille. As no inspection hole needs to be cut through the ceiling, no additional construction cost is incurred.

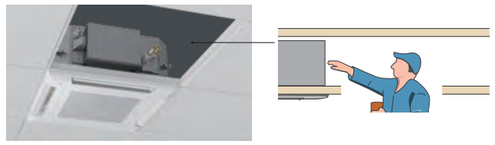

The air inlet grille can be installed to open in any direction for easy maintenance.

Flexible Installation

The unit fits nicely into the decor of a grid-type ceiling and can be installed near the lighting or a ventilation opening.

Link Up with a Variety of Central Control System (Option)

Centralized control including facilities and equipment in addition to air conditioning is possible by linking up with MODBUS, KNX interfaces.

Central Control System

Model: AUXG09KVLA / AUXG12KVLA / AUXG14KVLA / AUXG18KVLA / AUXG22KVLA / AUXG24KVLA

For AUXG9/12/14KVLA

For AUXG18/22KVLA

For AUXG24KVLA

Specifications

Model name	Indoor unit			AUXG09KVLA	AUXG12KVLA	AUXG14KVLA	AUXG18KVLA	AUXG22KVLA	AUXG24KVLA
	Outdoor unit			AOEG09KBTB	AOEG12KBTB	AOEG14KBTB	AOEG18KBTB	AOEG22KBTB	AOEG24KBTB
Power Source				Single phase, ~230 V, 50 Hz					
Capacity	Cooling	Rated	kW	2.5	3.5	4.3	5.2	6.0	6.8
		Min.-Max.		0.9-3.2	0.9-4.4	0.9-5.4	0.9-5.9	0.9-6.7	0.9-8.0
	Heating	Rated		3.2	4.1	5.0	6.0	7.0	7.5
		Min.-Max.		0.9-4.7	0.9-5.7	0.9-6.5	0.9-7.5	0.9-8.0	0.9-9.1
Input Power	Cooling/Heating		kW	0.55/0.79	0.93/1.08	1.28/1.32	1.60/1.66	1.82/1.87	2.21/2.03
EER	Cooling		W/W	4.57	3.76	3.36	3.25	3.30	3.08
COP	Heating			4.05	3.80	3.79	3.61	3.74	3.69
Pdesign	Cooling/Heating (-10°C)		kW	2.5/2.6	3.5/3.4	4.3/3.8	5.2/4.4	6.0/4.8	6.8/6.0
SEER	Cooling		W/W	6.70	6.60	6.50	6.60	6.60	6.10
SCOP	Heating (Average)			4.40	4.30	4.40	4.20	4.30	4.00
Energy Efficiency Class	Cooling			A++	A++	A++	A++	A++	A++
	Heating (Average)			A+	A+	A+	A+	A+	A+
Max. Operating Current	Cooling/Heating		A	7.9/7.9	9.7/9.7	10.2/10.2	12.1/12.1	12.6/12.6	13.6/13.6
Annual Energy Consumption	Cooling		kWh/a	131	186	231	275	318	390
	Heating			826	1,106	1,208	1,466	1,562	2,097
Moisture Removal			l/h	0.6	1.2	1.5	2.2	2.6	2.7
Sound Pressure Level	Indoor (Cooling)	H/M/L/Q	dB(A)	33/31/29/27	37/34/30/27	38/34/30/27	38/34/30/26	44/42/36/30	49/44/36/30
	Indoor (Heating)	H/M/L/Q		34/32/29/27	37/34/31/29	43/38/34/30	43/38/34/30	45/43/40/33	49/45/40/33
	Outdoor (Cooling/Heating)	High		46/46	47/47	49/49	50/50	51/51	53/54
Sound Power Level	Indoor (Cooling/Heating)	High		46/47	49/49	50/55	50/55	56/57	59/61
	Outdoor (Cooling/Heating)	High		59/59	61/61	62/62	62/62	63/63	65/66
Airflow Rate	Indoor/Outdoor (Cooling)	High	m^3/h	540/1,480	600/1,580	680/1,670	680/2,160	830/2,240	930/2,700
	Indoor/Outdoor (Heating)	High		540/1,410	600/1,520	800/1,580	800/1,830	860/1,960	930/2,700
Net Dimensions H x W x D	Indoor		mm	245 × 570 × 570	245 × 570 × 570	245 × 570 × 570	245 × 570 × 570	245 × 570 × 570	245 × 570 × 570
	Outdoor		mm	542 × 799 × 290	542 × 799 × 290	542 × 799 × 290	632 × 799 × 290	632 × 799 × 290	716 × 820 × 315
Weight	Indoor		kg	15	15	15	15	16	16
	Outdoor		kg	32	33	33	36	38	42
Connection Pipe Diameter (Liquid/Gas)			mm	6.35/9.52	6.35/9.52	6.35/9.52	6.35/12.70	6.35/12.70	6.35/12.70
Drain Hose Diameter (I.D./O.D.)				25/32	25/32	25/32	25/32	25/32	25/32
Max. Pipe Length (Pre-Charge)			m	20 (15)	25 (15)	25 (15)	30 (20)	30 (20)	30 (20)
Max. Height Difference				15	20	20	20	25	25
Operating Range	Cooling		°CDB	-15 to 46	-15 to 46	-15 to 46	-15 to 46	-15 to 46	-15 to 46
	Heating			-15 to 24	-15 to 24	-15 to 24	-15 to 24	-15 to 24	-15 to 24
Refrigerant	Type (Global Warming Potential)			R32 (675)	R32 (675)	R32 (675)	R32 (675)	R32 (675)	R32 (675)
	Charge		kg (CO2eq-T)	0.85 (0.574)	0.85 (0.574)	0.85 (0.574)	1.02 (0.689)	1.25 (0.844)	1.25 (0.844)
Cassette Grille	Model name			UTG-UFYF-W	UTG-UFYF-W	UTG-UFYF-W	UTG-UFYF-W	UTG-UFYF-W	UTG-UFYF-W
	Dimensions (H × W × D)		mm	49 × 620 × 620	49 × 620 × 620	49 × 620 × 620	49 × 620 × 620	49 × 620 × 620	49 × 620 × 620
	Weight		kg	2.3	2.3	2.3	2.3	2.3	2.3

Optional parts

* For information on the compatibility of optional parts for Intesis products, please refer to the compatibility list at the end of the "Control system & Optional parts" chapter.

Wired Remote Controller (Design type):	UTY-RVRY
Compact wired remote controller:	UTY-RCRYZ1
Wired remote controller (touch panel):	UTY-RNRYZ5
Wired remote controller:	UTY-RLRY
	UTY-RNNYM
	UTY-RVNYM
Simple remote controller (without operation mode):	UTY-RHRY
Simple remote controller:	UTY-RSRY
Wireless remote controller:	UTY-LNTY
External switch controller:	UTY-TERX
WLAN adapter:	UTY-TFSXZ1
	FG-RC-WIF1Z2
	UTY-TFSXJ3
	FG-AC-WIF1Z1
Air Outlet Shutter Plate:	UTR-YDZB
Cassette Grille:	UTG-UFYF-W
Network Convertor for single split (DC power supply type):	UTY-VTGX
Network Convertor for single split (AC power supply type):	UTY-VTGXV
Insulation Kit for high humidity:	UTZ-KXGC
External input and output PCB:	UTY-XCSX
External input and output PCB box:	UTZ-GXRA
Silver Ion Filter:	UTD-HFAA
Fresh Air Intake Kit:	UTZ-VXAA
External Connect Kit:	UTY-XWZXZG

Dimensions

(Unit: mm)

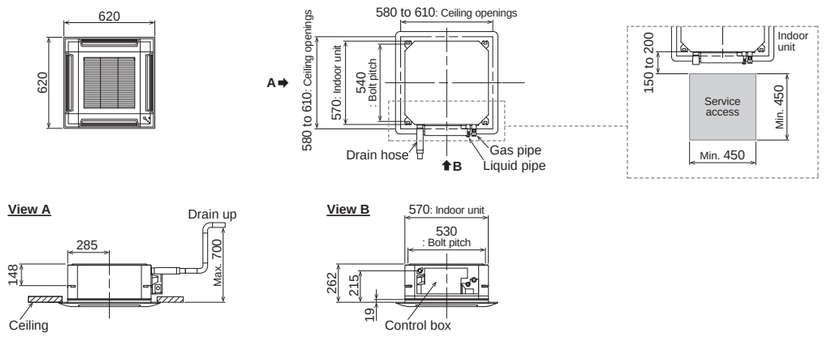

Cassette

Circular Flow Range

Comfort for Large Room

REFRIGERANT R32

ALL DC

Economy | Set Temp. | Return | Auto Changeover | Up/Down | Adjust | Restart | Duct | Distributing | Individual | Auto OFF | Weekly | Filter | On/Off | Drain Pump | Blue Fin (30/36/45/54)

Unique Circular Flow Design

The Cassette model realizes a Circular Flow to blow a large airflow in a 360° direction by using a high-performance DC fan motor, turbo fan, and a unique seamless airflow louver design.

Airflows avoid blowing cool air directly at the occupants in the room, providing more comfortable air conditioning.



Provides efficient air conditioning based on the room layout

Individual Louver Control

Each louver can be controlled individually with a wired remote controller equipped with a touch panel to provide different directional airflows according to the room layout.

*Wired remote controller (touch panel) (UTY-RNRYZ5) only

The Occupancy sensor yields more energy savings.

Energy saving operation starts automatically by detecting the motion of a person. Two modes of save operation mode and stop mode can be selected.

Compact and Lightweight Outdoor Unit

The outdoor units for the 45,000 BTU and 54,000 BTU models have been completely redesigned. Easier installation is achieved for this compact and lightweight outdoor unit.

R410A model

R32 model

Link Up with a Variety of Central Control System (Option)

Centralized control including facilities and equipment in addition to air conditioning is possible by linking up with MODBUS, KNX interfaces.

Central Control System

Various Cassette Grilles

Both black and white grilles are available. Three types of grilles are available: a white grille with a remote controller; a white grille without a remote controller; and a black grille without a remote controller.
Select to match the atmosphere and/or usage of the room.

UTG-UKYA-W
White Grille
Wired remote controller (touch panel)

UTG-UKYA-B
Black Grille

UTG-UKYC-W
White Grille

REFRIGERANT R32

Model: AUXG18KRLB / AUXG22KRLB / AUXG24KRLB / AUXG30KRLB / AUXG36KRLB / AUXG45KRLB / AUXG54KRLB
AUXG36KRLB [3-phase] / AUXG45KRLB [3-phase] / AUXG54KRLB [3-phase]

AUXG18/22/24KRLB

AUXG30/36/45/54KRLB

For AUXG18/22KRLB

For AUXG24KRLB

For AUXG30/36KRLB

For AUXG45/54KRLB

Specifications

Model name	Indoor unit			AUXG18KRLB	AUXG22KRLB	AUXG24KRLB	AUXG30KRLB	AUXG36KRLB	AUXG45KRLB	AUXG54KRLB	AUXG36KRLB	AUXG45KRLB	AUXG54KRLB
	Outdoor unit			AOEG18KBTB	AOEG22KBTB	AOEG24KBTB	AOEG30KBTB	AOEG36KBTB	AOEG45KBTB	AOEG54KBTB	AOEG36KRTA	AOEG45KRTA	AOEG54KRTA
Power Source				Single phase, ~230 V, 50 Hz							3-phase, ~400 V, 50 Hz		
Capacity	Cooling	Rated	kW	5.2	6.0	6.8	8.5	9.5	12.1	13.4	9.5	12.1	13.4
		Min.-Max.		0.9-5.9	0.9-6.7	0.9-8.0	2.8-10.0	2.8-11.2	4.0-14.0	4.5-14.5	2.8-11.2	4.0-14.0	4.5-14.5
	Heating	Rated		6.0)	7.0	7.5	10.0	10.8	13.5	13.7	10.8	13.5	15.5
		Min.-Max.		0.9-7.5	0.9-8.0	0.9-9.1	2.7-11.2	2.7-12.7	4.2-16.2	4.7-16.5	2.7-12.7	4.2-16.2	4.7-16.5
Input Power	Cooling/Heating		kW	1.36/1.58	1.71/1.82	1.89/1.90	2.44/2.51	2.91/2.45	3.61/3.21	4.41/4.16	2.91/2.45	3.61/3.21	4.41/4.16
EER	Cooling		W/W	3.82	3.51	3.60	3.49	3.26	3.35	3.04	3.26	3.35	3.04
COP	Heating		W/W	3.80	3.85	3.95	3.98	4.40	4.20	3.73	4.40	4.20	3.73
Pdesign	Cooling/Heating (-10°C)		kW	5.2/4.4	6.0/4.8	6.8/6.0	8.5/8.0	9.5/8.7	12.1/9.2	13.4/9.5	9.5/8.7	12.1/9.2	13.4/9.5
SEER	Cooling		W/W	7.00	7.00	6.60	6.70	6.55	6.65	6.53	6.55	6.65	6.53
SCOP	Heating (Average)		W/W	4.30	4.40	4.20	4.30	4.30	4.33	4.31	4.30	4.33	4.31
Energy Efficiency Class	Cooling			A++	A++	A++	A++	A++	-	-	A++	-	-
	Heating (Average)			A+	A+	A+	A+	A+	-	-	A+	-	-
ηc			%	-	-	-	-	-	263.0	258.2	-	263.0	258.2
ηh			%	-	-	-	-	-	170.2	169.4	-	170.2	169.4
Max. Operating Current	Cooling/Heating		A	12.1/12.1	12.6/12.6	13.6/13.6	22.6/22.6	22.6/22.6	28.5/28.5	28.5/28.5	10.5/10.5	14.0/14.0	14.0/14.0
Annual Energy Consumption	Cooling		kWh/a	260	300	360	444	507	-	-	507	-	-
	Heating		kWh/a	1,431	1,527	1,999	2,601	2,828	-	-	2,828	-	-
Moisture Removal			l/h	1.5	2.2	2.7	2.5	3.3	4.5	5.0	3.3	4.5	5.0
Sound Pressure Level	Indoor (Cooling)	H/M/L/Q	dB(A)	33/32/31/28	33/32/31/28	35/33/32/29	40/38/36/33	44/41/38/34	46/42/39/35	47/43/40/36	44/41/38/34	46/42/39/35	47/43/40/36
	Indoor (Heating)	H/M/L/Q	dB(A)	33/32/31/28	33/32/31/28	35/33/32/29	40/38/36/33	44/41/38/34	46/42/39/35	47/43/40/36	44/41/38/34	46/42/39/35	47/43/40/36
	Outdoor (Cooling/Heating)	High	dB(A)	50/50	51/51	53/54	53/55	55/55	57/57	57/59	55/55	57/57	57/59
Sound Power Level	Indoor (Cooling/Heating)	High	dB(A)	47/47	49/49	49/49	54/54	58/58	60/60	61/61	58/58	60/60	61/61
	Outdoor (Cooling/Heating)	High	dB(A)	62/62	63/63	65/66	68/69	70/70	71/71	73/73	70/70	71/71	73/73
Airflow Rate	Indoor/Outdoor (Cooling)	High	m^3/h	1,050/2,160	1,050/2,240	1,150/2,700	1,600/3,750	1,870/3,750	2,000/4,450	2,100/4,450	1,870/3,750	2,000/4,450	2,100/4,450
	Indoor/Outdoor (Heating)	High	m^3/h	1,050/1,830	1,050/1,960	1,150/2,700	1,600/3,750	1,870/3,750	2,000/4,450	2,100/4,450	1,870/3,750	2,000/4,450	2,100/4,450
Net Dimensions H x W x D	Indoor		mm	246 × 840 × 840	246 × 840 × 840	246 × 840 × 840	288 × 840 × 840	288 × 840 × 840	288 × 840 × 840	288 × 840 × 840	288 × 840 × 840	288 × 840 × 840	288 × 840 × 840
	Outdoor		mm	632 × 799 × 290	632 × 799 × 290	716 × 820 × 315	788 × 940 × 320	788 × 940 × 320	998 × 940 × 320	998 × 940 × 320	788 × 940 × 320	998 × 940 × 320	998 × 940 × 320
Weight	Indoor		kg	23	23	24	26	29	29	29	29	29	29
	Outdoor		kg	36	38	42	52	52	67	67	53	67	67
Connection Pipe Diameter (Liquid/Gas)			mm	6.35/12.70	6.35/12.70	6.35/12.70	9.52/15.88	9.52/15.88	9.52/15.88	9.52/15.88	9.52/15.88	9.52/15.88	9.52/15.88
Drain Hose Diameter (I.D./O.D.)			mm	25/32	25/32	25/32	25/32	25/32	25/32	25/32	25/32	25/32	25/32
Max. Pipe Length (Pre-Charge)			m	30 (20)	30 (20)	30 (20)	50 (30)	50 (30)	50 (30)	50 (30)	50 (30)	50 (30)	50 (30)
Max. Height Difference			m	20	25	25	30	30	30	30	30	30	30
Operating Range	Cooling		°CDB	-15 to 46	-15 to 46	-15 to 46	-15 to 46	-15 to 46	-15 to 46	-15 to 46	-15 to 46	-15 to 46	-15 to 46
	Heating		°CDB	-15 to 24	-15 to 24	-15 to 24	-15 to 24	-15 to 24	-15 to 24	-15 to 24	-15 to 24	-15 to 24	-15 to 24
Refrigerant	Type (Global Warming Potential)			R32 (675)	R32 (675)	R32 (675)	R32 (675)	R32 (675)	R32 (675)	R32 (675)	R32 (675)	R32 (675)	R32 (675)
	Charge		kg (CO2eq-T)	1.02 (0.689)	1.25 (0.844)	1.25 (0.844)	1.90 (1.283)	1.90 (1.283)	2.70 (1.823)	2.70 (1.823)	1.90 (1.283)	2.70 (1.823)	2.70 (1.823)
Cassette Grille	Variation			UTG-UKYA-W: White wired remote controller (touch panel) UTG-UKYC-W: White/UTG-UKYA-B*1: Black							UTG-UKYA-W: White wired remote controller (touch panel) UTG-UKYC-W: White/UTG-UKYA-B*1: Black		
	Dimensions (H × W × D)		mm	53 × 950 × 950	53 × 950 × 950	53 × 950 × 950	53 × 950 × 950	53 × 950 × 950	53 × 950 × 950	53 × 950 × 950	53 × 950 × 950	53 × 950 × 950	53 × 950 × 950
	Weight		kg	6.0	6.0	6.0	6.0	6.0	6.0	6.0	6.0	6.0	6.0

*1: IR Receiver Kit and Occupancy Sensor Kit cannot be connected.

Optional parts

* For information on the compatibility of optional parts for Intesis products, please refer to the compatibility list at the end of the "Control system & Optional parts" chapter.

Wired Remote Controller (Design type):	UTY-RVRY	WLAN adapter:	UTY-TFSXZ1	Cassette Grille:	UTG-UKYA-B
Compact wired remote controller:	UTY-RCRYZ1		FG-RC-WIF1Z2		UTG-UKYA-W
Wired remote controller (touch panel):	UTY-RNRYZ5		UTY-TFSXJ3		UTG-UKYC-W
Wired remote controller:	UTY-RLRY		FG-AC-WIF1Z1	Network Convertor for single split (DC power supply type):	UTY-VTGX
	UTY-RNNYM	External input and output PCB:	UTY-XCSX	Network Convertor for single split (AC power supply type):	UTY-VTGXV
	UTY-RVNYM	External input and output PCB box:	UTZ-GXRA	Silver Ion Filter:	UTD-HFRA
Simple remote controller (without operation mode):	UTY-RHRY	Insulation Kit for high humidity:	UTZ-KXRA	External Connect Kit:	UTY-XWZXZG
Simple remote controller:	UTY-RSRY	Fresh Air Intake Kit:	UTZ-VXRA		
Occupancy Sensor Kit:	UTY-SHZXC	Wide Panel:	UTG-AKXA-W	(Outdoor unit 30/36/45/54)	
External switch controller:	UTY-TERX	Panel Spacer:	UTG-BKXA-W	External Connect Kit:	UTY-XWZXZ3
IR receiver unit	UTY-LBTYC	Air Outlet Shutter Plate:	UTR-YDZK		

Dimensions

(Unit: mm)

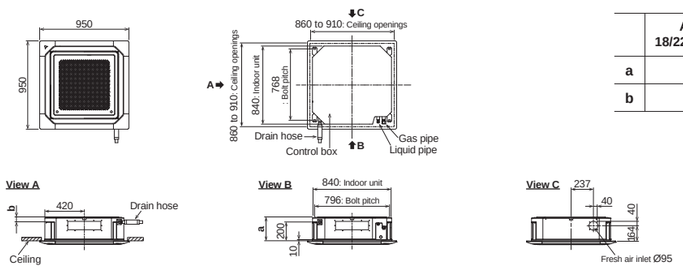

	AUXG 18/22/24KRLB	AUXG 30/36/45/54KRLB
a	256	298
b	56	98

Slim Duct

Slim Design

REFRIGERANT R32

ALL DC

Economy | Return | Auto Changeover | Adjust | Restart | Auto OFF | Weekly | +Setback | Filter | On/Off | Drain Pump

Slim Design

The slim design fits nicely into narrow spaces under the ceiling.
Drain hose as accessory

Height
198 mm
Built-in drain pump

Compact and Lightweight Outdoor Unit

The compact and lightweight outdoor unit offers greater flexibility in the choice of installation location. This makes it easier to use this outdoor unit.

Wide Range of Static Pressures

The use of a DC fan motor makes it possible to adjust the static pressure between 0 and 90 Pa.
The static pressure range can be changed by a remote controller.

Static pressure range
0 to 90 Pa

Auto Louver Grille Kit
(Option)

The optional clean-looking flat Auto louver blends into any interior and provides a comfortable airflow.

Link Up with a Variety of Central Control System (Option)

Centralized control including facilities and equipment in addition to air conditioning is possible by linking up with MODBUS, KNX interfaces.

Central Control System

REFRIGERANT R32

Model: ARXG09KLLAP / ARXG12KLLAP / ARXG14KLLAP / ARXG18KLLAP



ARXG09/12/14KLLAP



ARXG18KLLAP

For ARXG09/12/14KLLAP For ARXG18KLLAP

Specifications

Model name	Indoor unit			ARXG09KLLAP	ARXG12KLLAP	ARXG14KLLAP	ARXG18KLLAP
	Outdoor unit			AOEG09KBTB	AOEG12KBTB	AOEG14KBTB	AOEG18KBTB
Power Source				Single phase, ~230 V, 50 Hz			
Capacity	Cooling	Rated	kW	2.5	3.5	4.3	5.2
		Min.-Max.		0.9-3.2	0.9-4.4	0.9-5.4	0.9-5.9
	Heating	Rated		3.2	4.1	5.0	6.0
		Min.-Max.		0.9-4.7	0.9-5.7	0.9-6.5	0.9-7.5
Input Power	Cooling/Heating		kW	0.60/0.79	0.93/1.08	1.28/1.32	1.55/1.62
EER	Cooling		W/W	4.17	3.76	3.36	3.35
COP	Heating			4.05	3.80	3.79	3.70
Pdesign	Cooling/Heating (-10°C)		kW	2.5/2.6	3.5/3.4	4.3/3.8	5.2/4.4
SEER	Cooling		W/W	6.20	6.10	5.80	6.20
SCOP	Heating			4.30	4.00	3.90	4.10
Energy Efficiency Class	Cooling			A++	A++	A+	A++
	Heating			A+	A+	A	A+
Max. Operating Current	Cooling/Heating		A	7.9/7.9	9.7/9.7	10.2/10.2	12.1/12.1
Annual Energy Consumption	Cooling		kWh/a	141	201	259	293
	Heating			845	1,189	1,362	1,501
Moisture Removal			l/h	0.7	1.3	1.5	2.0
Sound Pressure Level	Indoor (Cooling)	H/M/L/Q	dB(A)	28/27/26/25	29/28/26/25	32/30/28/26	32/30/29/27
	Indoor (Heating)	H/M/L/Q		28/26/25/24	29/28/26/24	32/30/28/25	32/30/29/27
	Outdoor (Cooling/Heating)	High		46/46	47/47	49/49	50/50
Sound Power Level	Indoor (Cooling/Heating)	High		57/57	58/58	60/60	58/58
	Outdoor (Cooling/Heating)	High		59/59	61/61	62/62	62/62
Airflow Rate	Indoor/Outdoor (Cooling)	High	m^3/h	600/1,480	650/1,580	800/1,670	940/2,160
	Indoor/Outdoor (Heating)	High		600/1,410	650/1,520	800/1,580	940/1,830
Static pressure range (Standard)			Pa	0 to 90 (25)	0 to 90 (25)	0 to 90 (25)	0 to 90 (25)
Net Dimensions H x W x D	Indoor		mm	198 × 700 × 620	198 × 700 × 620	198 × 700 × 620	198 × 900 × 620
	Outdoor		mm	542 × 799 × 290	542 × 799 × 290	542 × 799 × 290	632 × 799 × 290
Weight	Indoor		kg	17	17	17	20
	Outdoor		kg	32	33	33	36
Connection Pipe Diameter (Liquid/Gas)			mm	6.35/9.52	6.35/9.52	6.35/9.52	6.35/12.70
Drain Hose Diameter (I.D./O.D.)				25/32	25/32	25/32	25/32
Max. Pipe Length (Pre-Charge)			m	20 (15)	25 (15)	25 (15)	30 (20)
Max. Height Difference				15	20	20	20
Operating Range	Cooling		°CDB	-15 to 46	-15 to 46	-15 to 46	-15 to 46
	Heating			-15 to 24	-15 to 24	-15 to 24	-15 to 24
Refrigerant	Type (Global Warming Potential)			R32 (675)	R32 (675)	R32 (675)	R32 (675)
	Charge		kg (CO2eq-T)	0.85 (0.574)	0.85 (0.574)	0.85 (0.574)	1.02 (0.689)

Optional parts

* For information on the compatibility of optional parts for Intesis products, please refer to the compatibility list at the end of the "Control system & Optional parts" chapter.

Wired Remote Controller (Design type): UTY-RVRY
Compact wired remote controller: UTY-RCRYZ1
Wired remote controller (touch panel): UTY-RNRYZ5
Wired remote controller: UTY-RLRY
UTY-RNNYM
UTY-RVNYM
Simple remote controller (without operation mode): UTY-RHRY
Simple remote controller: UTY-RSRY

WLAN adapter: UTY-TFSXZ1
FG-RC-WIF1Z2
UTY-TFSXJ3
FG-AC-WIF1Z1
Silver Ion Filter: UTD-HFTA (09-14)
UTD-HFTB (18)
External switch controller: UTY-TERX
IR receiver unit: UTY-LBTYM

Network Convertor for single split (DC power supply type): UTY-VTGX
Network Convertor for single split (AC power supply type): UTY-VTGXV
External connect Kit: UTY-XWZXZG
Remote sensor unit: UTY-XSZXZ1
Auto Louver Grille Kit: UTD-GXTA-W (09-14)
UTD-GXTB-W (18)

Dimensions

(Unit: mm)

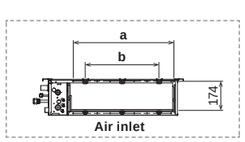

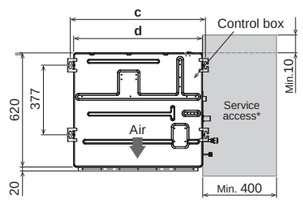

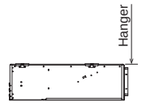

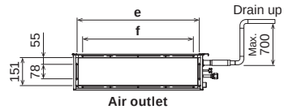

	ARXG 09 / 12 / 14KLLAP	ARXG18KLLAP
a	574	774
b	P200×2=400	P200×3=600
c	734	934
d	700	900
e	650	850
f	P100×6=600	P100×8=800

*The design of the service access depends on the installation method. Refer to the installation manual for more information.

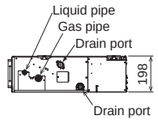

Medium Static Pressure Duct

High-Efficiency & Comfort

Slim & Compact Design

The product has reduced the height to 240 mm, making it more compact. The slim design fits nicely into narrow spaces under the ceiling.

(Unit: mm)



High Energy Saving

The model has achieved high energy efficiency class with a compact design.

Class
Cooling A++
Heating A+

SEER 6.50 *1

SCOP 4.20 *2

*1: 12/22 models

*2: 12/22/24 models

Easy Maintenance

The indoor unit have large panels on both sides providing easy maintenance in narrow spaces.



Easy inspection of drain hose

The whole drain hose can be removed for easy replacement and cleaning.

Easy cleaning of the heat exchanger

Filter change

Filter can be installed and removed easily.

* Long life filter is available as optional parts.

Drain Hose as Standard

A drain hose is a accessory, making it easy to design ditch even in narrow spaces under the ceiling.

Wide Range of Static Pressures

Static pressures can be changed in the range of 30 to 150 Pa.

Static pressure range
30 to 150 Pa

Model: ARXH12KMTAP / ARXH14KMTAP / ARXH18KMTAP / ARXH22KMTAP / ARXH24KMTAP

ARXH12/14/18KMTAP

ARXH22/24KMTAP

for ARXH12/14KMTAP For ARXH18/22KMTAP For ARXH24KMTAP

Specifications

Model name	Indoor unit			ARXH12KMTAP	ARXH14KMTAP	ARXH18KMTAP	ARXH22KMTAP	ARXH24KMTAP
	Outdoor unit			AOEG12KBTB	AOEG14KBTB	AOEG18KBTB	AOEG22KBTB	AOEG24KBTB
Power Source				Single phase, ~230 V, 50 Hz				
Capacity	Cooling	Rated	kW	3.5	4.3	5.2	6.0	6.8
		Min.-Max.		0.9-4.4	0.9-5.4	0.9-5.9	0.9-6.7	0.9-8.0
	Heating	Rated		4.1	5.0	6.0	7.0	7.5
		Min.-Max.		0.9-5.7	0.9-6.5	0.9-7.5	0.9-8.0	0.9-9.1
Input Power	Cooling/Heating		kW	0.930 / 1.080	1.260 / 1.320	1.580 / 1.740	1.67 / 1.84	1.89 / 1.87
EER	Cooling		W/W	3.76	3.40	3.30	3.60	3.60
COP	Heating			3.80	3.79	3.45	3.80	4.01
Pdesign	Cooling/Heating (-10°C)		kW	3.5 / 3.4	4.3 / 3.8	5.2 / 4.4	6.0 / 4.8	6.8 / 6.0
SEER	Cooling		W/W	6.50	6.10	6.20	6.50	6.40
SCOP	Heating (Average)			4.20	4.00	4.10	4.20	4.20
Energy Efficiency Class	Cooling			A++	A++	A++	A++	A++
	Heating (Average)			A+	A+	A+	A+	A+
Max. Operating Current	Cooling/Heating		A	9.7 / 9.7	10.2 / 10.2	12.1 / 12.1	12.6 / 12.6	13.6 / 13.6
Annual Energy Consumption	Cooling		kWh/a	196	255	301	331	380
	Heating			1,133	1,330	1,501	1,598	1,999
Moisture Removal			l/h	1.3	1.3	2.0	1.5	2.2
Sound Pressure Level	Indoor (Cooling)	H/M/L/Q	dB(A)	29 / 27 / 25 / 23	32 / 29 / 27 / 25	33 / 30 / 28 / 26	32 / 28 / 25 / 24	34 / 30 / 28 / 26
	Indoor (Heating)	H/M/L/Q		29 / 27 / 25 / 23	32 / 29 / 27 / 25	33 / 30 / 28 / 26	32 / 28 / 25 / 24	34 / 30 / 28 / 26
	Outdoor (Cooling/Heating)	High		47 / 47	49 / 49	50 / 50	51 / 51	53 / 54
Sound Power Level	Indoor (Cooling/Heating)	High		58 / 58	59 / 59	60 / 60	58 / 58	60 / 60
	Outdoor (Cooling/Heating)	High		61 / 61	62 / 62	62 / 62	63 / 63	65 / 66
Airflow Rate	Indoor/Outdoor (Cooling)	High	m^3/h	650 / 1,580	800 / 1,670	840 / 2,160	1,150 / 2,240	1,230 / 2,700
	Indoor/Outdoor (Heating)	High		650 / 1,520	800 / 1,580	840 / 1,830	1,150 / 1,960	1,230 / 2,700
Static pressure range (Standard)			Pa	30 to 150 (40)	30 to 150 (40)	30 to 150 (40)	30 to 150 (40)	30 to 150 (50)
Net Dimensions H x W x D	Indoor		mm	240 × 700 × 700	240 × 700 × 700	240 × 700 × 700	240 × 1,000 × 700	240 × 1,000 × 700
	Outdoor		mm	542 × 799 × 290	542 × 799 × 290	632 × 799 × 290	632 × 799 × 290	716 × 820 × 315
Weight	Indoor		kg	24	24	24	31	31
	Outdoor		kg	33	33	36	38	42
Connection Pipe Diameter (Liquid/Gas)			mm	6.35 / 9.52	6.35 / 9.52	6.35 / 12.7	6.35 / 12.70	6.35 / 12.70
Drain Hose Diameter (I.D./O.D.)				25 / 32	25 / 32	25 / 32	25 / 32	25 / 32
Max. Pipe Length (Pre-Charge)			m	25 (15)	25 (15)	30 (20)	30 (20)	30 (20)
Max. Height Difference				20	20	20	25	25
Operating Range	Cooling		°CDB	-15 to 46	-15 to 46	-15 to 46	-15 to 46	-15 to 46
	Heating			-15 to 24	-15 to 24	-15 to 24	-15 to 24	-15 to 24
Refrigerant	Type (Global Warming Potential)			R32 (675)	R32 (675)	R32 (675)	R32 (675)	R32 (675)
	Charge		kg (CO2eq-T)	0.85 (0.574)	0.85 (0.574)	1.02 (0.689)	1.25 (0.844)	1.25 (0.844)

Optional parts

* For information on the compatibility of optional parts for Intesis products, please refer to the compatibility list at the end of the "Control system & Optional parts" chapter.

Wired Remote Controller (Design type):	UTY-RVRY
Compact wired remote controller:	UTY-RCRYZ1
Wired remote controller (touch panel):	UTY-RNRYZ5
Wired remote controller:	UTY-RLRY
Simple remote controller (without operation mode):	UTY-RHRY
Simple remote controller:	UTY-RSRY
Remote sensor unit:	UTY-XSZX UTY-XSZXZ1
Silver ion filter:	UTD-HFNC (12/14/18) UTD-HFNB (22/24)
Long-life filter:	UTD-LFDC (12/14/18) UTD-LFDB (22/24)
MODBUS converter:	UTY-VMSX
KNX converer:	UTY-VKSX
WLAN adapter:	UTY-TFSXZ1 UTY-TFSXJ3
External input and output PCB:	UTY-XCSX
External input and output PCB bracket:	UTZ-GXDA
Network Convertor for single split (DC power supply type):	UTY-VTGX
Network Convertor for single split (AC power supply type):	UTY-VTGXV
External Connect Kit:	UTY-XWZXZG
IR receiver unit:	UTY-LBTYM
External switch controller:	UTY-TERX

Dimensions

(Unit: mm)

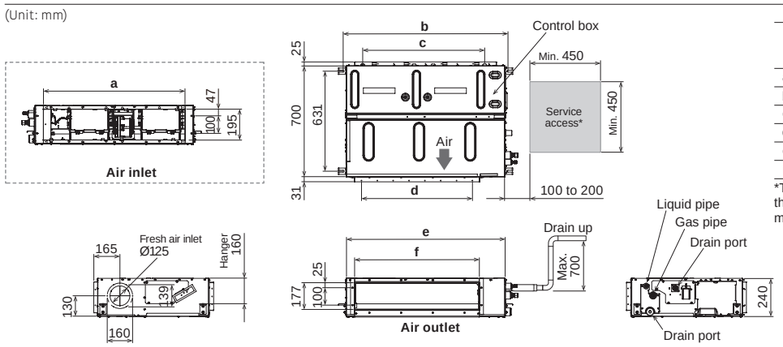

	ARXH 12 / 14 / 18 KMTAP	ARXH 22 / 24 KMTAP
a	650	895
b	740	1,040
c	P100 × 5 = 500	P100 × 8 = 800
d	P100 × 5 = 500	P100 × 7 = 700
e	700	1,000
f	490	790

*The design of the service access depends on the installation method. Refer to the installation manual for more information.

Medium Static Pressure Duct

High-Efficiency & Comfort

R32 ALL DC

Auto Changeover · Adjust · Restart · Duct · Auto OFF · Program · Filter · Error · On/Off · Adjust · Drain Pump

Slim & Compact Design

The product has reduced the height to 240 mm, making it more compact. The slim design fits nicely into narrow spaces under the ceiling.

(Unit: mm)

High Energy Saving

The model has achieved high energy efficiency class with a compact design.

Class Cooling A++ Heating A+

SEER 6.23 *1

SCOP 4.10 *2

*1: 30 model

*2: 36 model

Easy Maintenance

The indoor units have large panels on both sides providing easy maintenance in narrow spaces.



Easy inspection of drain hose

The whole drain hose can be removed for easy replacement and cleaning.

Easy cleaning of the heat exchanger

Filter change

Filter can be installed and removed easily.

* Long life filter is available as optional parts.

Drain Hose as Standard

A drain hose is a accessory, making it easy to design ditch even in narrow spaces under the ceiling.

Wide Range of Static Pressures

Static pressures can be changed in the range of 30 to 150 Pa.

Static pressure range

30 to 150 Pa

R32 REFRIGERANT

Model: ARXH30KMTAP / ARXH36KMTAP / ARXH45KMTAP / ARXH54KMTAP
ARXH36KMTAP [3-phase] / ARXH45KMTAP [3-phase] / ARXH54KMTAP [3-phase]



For ARXH30/36KMTAP For ARXH45/54KMTAP

Specifications

Model name	Indoor unit			ARXH30KMTAP	ARXH36KMTAP	ARXH45KMTAP	ARXH36KMTAP	ARXH45KMTAP	ARXH54KMTAP
	Outdoor unit			AOEG30KBTB	AOEG36KBTB	AOEG45KBTB	AOEG36KRTA	AOEG45KRTA	AOEG54KRTA
Power Source				Single phase, ~230 V, 50 Hz			3-phase, ~400 V, 50 Hz		
Capacity	Cooling	Rated	kW	8.5	9.5	12.1	9.5	12.1	13.4
		Min.-Max.		2.8-10.0	2.8-11.2	4.0-13.5	2.8-11.2	4.0-13.5	4.5-14.5
	Heating	Rated		10.0	10.8	13.5	10.8	13.5	15.5
		Min.-Max.		2.7-11.2	2.7-12.7	4.2-16.2	2.7-12.7	4.2-16.2	4.7-16.5
Input Power	Cooling/Heating		kW	2.57 / 2.50	2.97 / 2.70	3.87 / 3.73	2.97 / 2.70	3.87 / 3.73	4.62 / 4.65
EER	Cooling		W/W	3.31	3.20	3.13	3.20	3.13	2.90
COP	Heating		W/W	4.00	4.00	3.62	4.00	3.62	3.33
Pdesign	Cooling/Heating (-10°C)		kW	8.5 / 8.0	9.5 / 8.7	12.1 / 9.2	9.5 / 8.7	12.1 / 9.2	13.4 / 9.5
SEER	Cooling		W/W	6.23	6.10	5.60	6.10	5.60	5.41
SCOP	Heating (Average)		W/W	4.00	4.10	4.10	4.10	4.10	4.10
Energy Efficiency Class	Cooling			A++	A++	-	A++	-	-
	Heating (Average)			A+	A+	-	A+	-	-
ηc			%	-	-	221.0	-	221.0	213.4
ηh			%	-	-	161.0	-	161.0	161.0
Max. Operating Current	Cooling/Heating		A	22.6 / 22.6	22.6 /22.6	28.5 / 28.5	10.5 / 10.5	14.0 / 14.0	14.0 / 14.0
Annual Energy Consumption	Cooling		kWh/a	485	553	-	553	-	-
	Heating		kWh/a	2,795	2,970	-	2,970	-	-
Moisture Removal			l/h	1.8	2.0	4.0	2.0	4.0	5.0
Sound Pressure Level	Indoor (Cooling)	H/M/L/Q	dB(A)	38 / 34 / 31 / 28	38 / 34 / 31 / 28	40 / 36 / 32 / 29	38 / 34 / 31 / 28	40 / 36 / 32 / 29	40 / 36 / 32 / 29
	Indoor (Heating)	H/M/L/Q	dB(A)	38 / 34 / 31 / 28	38 / 34 / 31 / 28	40 / 36 / 32 / 29	38 / 34 / 31 / 28	40 / 36 / 32 / 29	40 / 36 / 32 / 29
	Outdoor (Cooling/Heating)	High	dB(A)	53 / 55	55 / 55	57 / 57	55 / 55	57 / 57	57 / 59
Sound Power Level	Indoor (Cooling/Heating)	High	dB(A)	64 / 64	65 / 65	67 / 67	65 / 65	67 / 67	67 / 67
	Outdoor (Cooling/Heating)	High	dB(A)	68 / 69	70 / 70	71 / 71	70 / 70	71 / 71	73 / 73
Airflow Rate	Indoor/Outdoor (Cooling)	High	m^3/h	1,950 / 3,750	2,070 / 3,750	2,160 / 4,450	2,070 / 3,750	2,160 / 4,450	2,160 / 4,450
	Indoor/Outdoor (Heating)	High	m^3/h	1,950 / 3,750	2,070 / 3,750	2,160 / 4,450	2,070 / 3,750	2,160 / 4,450	2,160 / 4,450
Static pressure range (Standard)			Pa	30 to 150 (50)	30 to 150 (50)	30 to 150 (60)	30 to 150 (50)	30 to 150 (60)	30 to 150 (60)
Net Dimensions H x W x D	Indoor		mm	240 × 1,400 × 700	240 × 1,400 × 700	240 × 1,400 × 700	240 × 1,400 × 700	240 × 1,400 × 700	240 × 1,400 × 700
	Outdoor		mm	788 × 940 × 320	788 × 940 × 320	998 × 940 × 320	788 × 940 × 320	998 × 940 × 320	998 × 940 × 320
Weight	Indoor		kg	42	42	42	42	42	42
	Outdoor		kg	52	52	67	53	67	67
Connection Pipe Diameter (Liquid/Gas)			mm	9.52 / 15.88	9.52 / 15.88	9.52 / 15.88	9.52/15.88	9.52/15.88	9.52/15.88
Drain Hose Diameter (I.D./O.D.)			mm	25 / 32	25 / 32	25 / 32	25/32	25/32	25/32
Max. Pipe Length (Pre-Charge)			m	50 (30)	50 (30)	50 (30)	50 (30)	50 (30)	50 (30)
Max. Height Difference			m	30	30	30	30	30	30
Operating Range	Cooling		°CDB	-15 to 46	-15 to 46	-15 to 46	-15 to 46	-15 to 46	-15 to 46
	Heating		°CDB	-15 to 24	-15 to 24	-15 to 24	-15 to 24	-15 to 24	-15 to 24
Refrigerant	Type (Global Warming Potential)			R32 (675)	R32 (675)	R32 (675)	R32 (675)	R32 (675)	R32 (675)
	Charge		kg (CO2eq-T)	1.90 (1.283)	1.90 (1.283)	2.70 (1.823)	1.90 (1.283)	2.70 (1.823)	2.70 (1.823)

Optional parts

* For information on the compatibility of optional parts for Intesis products, please refer to the compatibility list at the end of the "Control system & Optional parts" chapter.

Wired Remote Controller (Design type): UTY-RVRY
Compact wired remote controller: UTY-RCRYZ1
Wired remote controller (touch panel): UTY-RNRYZ5
Wired remote controller: UTY-RLRY
Simple remote controller (without operation mode): UTY-RHRY
Simple remote controller: UTY-RSRY
Remote sensor unit: UTY-XSZX
UTY-XSZXZ1

IR receiver unit: UTY-LBTYM
Silver ion filter: UTD-HFNA
Long-life filter: UTD-LFDA
MODBUS converter: UTY-VMSX
KNX converer: UTY-VKSX
WLAN adapter: UTY-TFSXZ1
UTY-TFSXJ3
External switch controller: UTY-TERX

External input and output PCB: UTY-XCSX
External input and output PCB bracket: UTZ-GXDA
Network Convertor for single split (DC power supply type): UTY-VTGX
Network Convertor for single split (AC power supply type): UTY-VTGXV
External Connect Kit: UTY-XWZXZG

(Outdoor unit)
External Connect Kit: UTY-XWZXZ3

Dimensions

(Unit: mm)

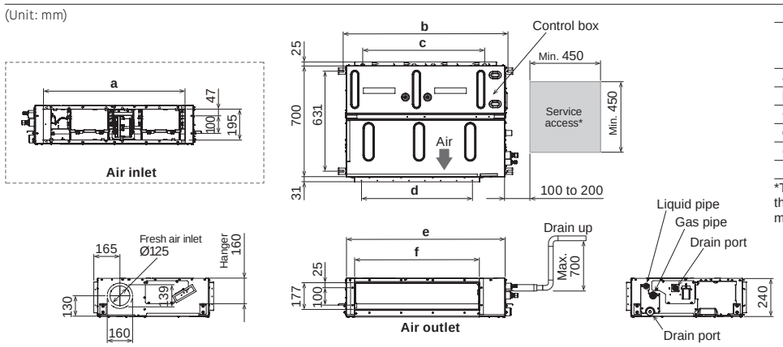

	ARXH 30 / 36 / 45 / 54 KMTAP
a	1,295
b	1,440
c	P100 × 12 = 1,200
d	P100 × 11 = 1,100
e	1,400
f	1,190

*The design of the service access depends on the installation method. Refer to the installation manual for more information.

Medium Static Pressure Duct

Compact Size

High-Efficiency & Quiet Operation

The combination of the V-shaped heat exchanger, air stabilizer, and the high-efficiency DC fan motor enable high-efficiency and quiet operation.

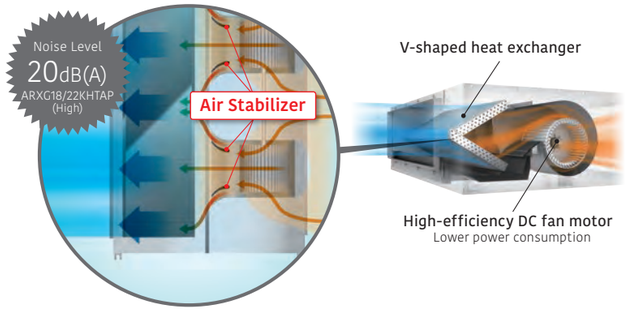

Small, Lightweight Outdoor Unit

The outdoor unit in this series is smaller and lighter than previous-generation outdoor units. It can be installed in a narrow space.

Automatic Airflow Adjustment Function

This unique and innovative function detects required air flow in each application case and automatically adjust the volume.

Link Up with a Variety of Central Control System (Option)

Centralized control including facilities and equipment in addition to air conditioning is possible by linking up with MODBUS, KNX interfaces.

Model: ARXG12KHTAP / ARXG14KHTAP / ARXG18KHTAP / ARXG22KHTAP / ARXG24KHTAP / ARXG30KHTAP

ARXG12/14KHTAP

ARXG18/22/24/30KHTAP

For ARXG12/14KHTAP For ARXG18/22KHTAP For ARXG24KHTAP For ARXG30KHTAP

Specifications

Model name	Indoor unit			ARXG12KHTAP	ARXG14KHTAP	ARXG18KHTAP	ARXG22KHTAP	ARXG24KHTAP	ARXG30KHTAP
	Outdoor unit			AOEG12KBTB	AOEG14KBTB	AOEG18KBTB	AOEG22KBTB	AOEG24KBTB	AOEG30KBTB
Power Source				Single phase, ~230 V, 50 Hz					
Capacity	Cooling	Rated	kW	3.5	4.3	5.2	6.0	6.8	8.5
		Min.-Max.		0.9-4.4	0.9-5.4	0.9-5.9	0.9-6.7	0.9-8.0	2.8-10.0
	Heating	Rated		4.1	5.0	6.0	7.0	7.5	10.0
		Min.-Max.		0.9-5.7	0.9-6.5	0.9-7.5	0.9-8.0	0.9-9.1	2.7-11.2
Input Power	Cooling/Heating		kW	0.87/1.00	1.17/1.25	1.36/1.56	1.71/1.81	1.89/1.85	2.65/2.63
EER	Cooling		W/W	4.02	3.68	3.82	3.51	3.60	3.21
COP	Heating		W/W	4.10	4.00	3.85	3.87	4.06	3.80
Pdesign	Cooling/Heating (-10°C)		kW	3.5/3.4	4.3/3.8	5.2/4.4	6.0/4.8	6.8/6.0	8.5/8.0
SEER	Cooling		W/W	6.30	6.20	6.50	6.50	6.50	6.23
SCOP	Heating (Average)		W/W	4.10	4.00	4.10	4.20	4.10	4.00
Energy Efficiency Class	Cooling			A++	A++	A++	A++	A++	A++
	Heating (Average)			A+	A+	A+	A+	A+	A+
Max. Operating Current	Cooling/Heating		A	9.7/9.7	10.2/10.2	12.1/12.1	12.6/12.6	13.6/13.6	22.6/22.6
Annual Energy Consumption	Cooling		kWh/a	194	243	280	323	366	477
	Heating		kWh/a	1,159	1,328	1,501	1,597	2,048	2,796
Moisture Removal			l/h	0.7	0.9	1.2	1.5	1.8	2.3
Sound Pressure Level	Indoor (Cooling)	H/M/L/Q	dB(A)	32/27/26/24	33/28/27/25	28/25/22/20	28/25/22/20	32/28/24/21	36/33/30/29
	Indoor (Heating)	H/M/L/Q	dB(A)	32/27/26/24	33/28/27/25	28/25/22/20	28/25/22/20	32/28/24/21	36/33/30/29
Sound Power Level	Outdoor (Cooling/Heating)	High	dB(A)	47/47	49/49	50/50	51/51	53/54	53/55
	Indoor (Cooling/Heating)	High	dB(A)	57/58	59/60	54/54	57/57	57/57	63/65
	Outdoor (Cooling/Heating)	High	dB(A)	61/61	62/62	62/62	63/63	65/66	68/69
Airflow Rate	Indoor/Outdoor (Cooling)	High	m^3/h	850/1,580	950/1,670	1,050/2,160	1,050/2,240	1,360/2,700	1,700/3,750
	Indoor/Outdoor (Heating)	High	m^3/h	850/1,520	950/1,580	1,050/1,830	1,050/1,960	1,360/2,700	1,700/3,750
Static pressure range (Standard)			Pa	30 to 200 (35)	30 to 200 (35)	30 to 200 (35)	30 to 200 (35)	30 to 200 (35)	30 to 200 (47)
Net Dimensions H x W x D	Indoor		mm	300 × 700 × 700	300 × 700 × 700	300 × 1,000 × 700	300 × 1,000 × 700	300 × 1,000 × 700	300 × 1,000 × 700
	Outdoor		mm	542 × 799 × 290	542 × 799 × 290	632 × 799 × 290	632 × 799 × 290	716 × 820 × 315	788 × 940 × 320
Weight	Indoor		kg	27	27	35	35	36	36
	Outdoor		kg	33	33	36	38	42	52
Connection Pipe Diameter (Liquid/Gas)			mm	6.35/9.52	6.35/9.52	6.35/12.70	6.35/12.70	6.35/12.70	9.52/15.88
Drain Hose Diameter (I.D./O.D.)			mm	25/32	25/32	25/32	25/32	25/32	25/32
Max. Pipe Length (Pre-Charge)			m	25 (15)	25 (15)	30 (20)	30 (20)	30 (20)	50 (30)
Max. Height Difference			m	20	20	20	25	25	30
Operating Range	Cooling		°CDB	-15 to 46	-15 to 46	-15 to 46	-15 to 46	-15 to 46	-15 to 46
	Heating		°CDB	-15 to 24	-15 to 24	-15 to 24	-15 to 24	-15 to 24	-15 to 24
Refrigerant	Type (Global Warming Potential)			R32 (675)	R32 (675)	R32 (675)	R32 (675)	R32 (675)	R32 (675)
	Charge		kg (CO2eq-T)	0.85 (0.574)	0.85 (0.574)	1.02 (0.689)	1.25 (0.844)	1.25 (0.844)	1.90 (1.283)

Optional parts

* For information on the compatibility of optional parts for Intesis products, please refer to the compatibility list at the end of the "Control system & Optional parts" chapter.

Wired Remote Controller (Design type): UTY-RVRY
Compact wired remote controller: UTY-RCRYZ1
Wired remote controller (touch panel): UTY-RNRYZ5
Wired remote controller: UTY-RLRY
UTY-RNNYM
UTY-RVNYM
Simple remote controller (without operation mode): UTY-RHRY
Simple remote controller: UTY-RSRY
Remote sensor unit: UTY-XSZXZ1

Long-life filter: UTD-LFNB (18-30)
UTD-LFNC (12-14)
Silver Ion Filter: UTD-HFNB (18-30)
UTD-HFNC (12/14)
WLAN adapter: UTY-TFSXZ1
FG-RC-WIF1Z2
UTY-TFSXJ3
FG-AC-WIF1Z1
IR receiver unit: UTY-LBTYM

External input and output PCB: UTY-XCSX
External Connect Kit: UTY-XWZXZG
External input and output PCB bracket: UTZ-GXNA
Network Convertor for single split (DC power supply type): UTY-VTGX
Network Convertor for single split (AC power supply type): UTY-VTGXV
External switch controller: UTY-TERX

(Outdoor unit 30)
External Connect Kit: UTY-XWZXZ3

Dimensions

(Unit: mm)

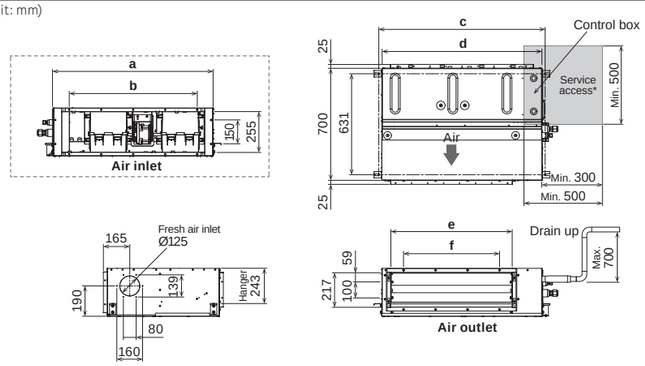

	ARXG 12 / 14 KHTAP	ARXG 18 / 22 / 24 / 30 KHTAP
a	650	895
b	P100×5=500	P100×8=800
c	740	1,040
d	700	1,000
e	462	762
f	P100×4=400	P100×7=700

*The design of the service access depends on the installation method. Refer to the installation manual for more information.

SPLIT

Medium Static Pressure Duct

Compact Size

REFRIGERANT R32 | ALL DC

(36/45/54)

High-Efficiency & Quiet Operation

The combination of the V-shaped heat exchanger, air stabilizer, and the high-efficiency DC fan motor enable high-efficiency and quiet operation.

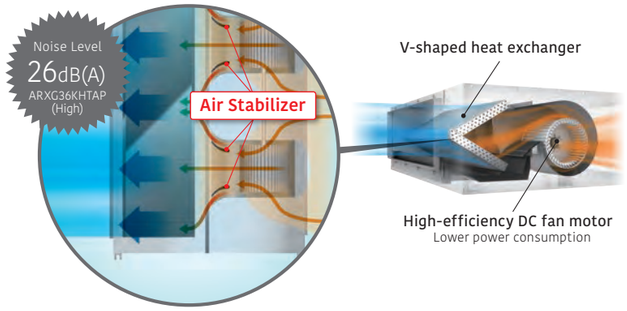

Small, Lightweight Outdoor Unit

The outdoor unit in this series is smaller and lighter than previous-generation outdoor units. It can be installed in a narrow space.



Automatic Airflow Adjustment Function

This unique and innovative function detects required air flow in each application case and automatically adjust the volume.

Link Up with a Variety of Central Control System (Option)

Centralized control including facilities and equipment in addition to air conditioning is possible by linking up with MODBUS, KNX interfaces.

REFRIGERANT R32

Model: ARXG36KHTAP / ARXG45KHTAP / ARXG54KHTAP
ARXG36KHTAP [3-phase] / ARXG45KHTAP [3-phase] / ARXG54KHTAP [3-phase]

For ARXG36KHTAP For ARXG45/54KHTAP

Specifications

Model name	Indoor unit			ARXG36KHTAP	ARXG45KHTAP	ARXG54KHTAP	ARXG36KHTAP	ARXG45KHTAP	ARXG54KHTAP
	Outdoor unit			AOEG36KBTB	AOEG45KBTB	AOEG54KBTB	AOEG36KRTA	AOEG45KRTA	AOEG54KRTA
Power Source				Single phase, ~230 V, 50 Hz			3-phase, ~400 V, 50 Hz		
Capacity	Cooling	Rated	kW	9.5	12.1	13.4	9.5	12.1	13.4
		Min.-Max.		2.8-11.2	4.0-14.0	4.5-14.5	2.8-11.2	4.0-14.0	4.5-14.5
	Heating	Rated		10.8	13.5	15.5	10.8	13.5	15.5
		Min.-Max.		2.7-12.7	4.2-16.2	4.7-16.5	2.7-12.7	4.2-16.2	4.7-16.5
Input Power	Cooling/Heating		kW	2.86/2.48	3.53/3.37	4.42/3.89	2.86/2.48	3.53/3.37	4.42/3.89
EER	Cooling		W/W	3.32	3.43	3.03	3.32	3.43	3.03
COP	Heating		W/W	4.35	4.01	3.98	4.35	4.01	3.98
Pdesign	Cooling/Heating (-10°C)		kW	9.5 / 8.7	12.1 / 9.2	13.4 / 9.5	9.5 / 8.7	12.1 / 9.2	13.4 / 9.5
SEER	Cooling		W/W	6.10	5.83	5.81	6.10	5.83	5.81
SCOP	Heating (Average)		W/W	4.20	3.87	3.85	4.20	3.87	3.85
Energy Efficiency Class	Cooling			A++	-	-	A++	-	-
	Heating (Average)			A+	-	-	A+	-	-
ηc			%	-	230.2	229.4	-	230.2	229.4
ηh			%	-	151.8	151.0	-	151.8	151.0
Max. Operating Current	Cooling/Heating		A	22.6/22.6	28.5/28.5	28.5/28.5	10.5/10.5	14.0/14.0	14.0/14.0
Annual Energy Consumption	Cooling		kWh/a	544	-	-	544	-	-
	Heating		kWh/a	2,898	-	-	2,898	-	-
Moisture Removal			l/h	2.0	2.6	3.7	2.0	2.6	3.7
Sound Pressure Level	Indoor (Cooling)	H/M/L/Q	dB(A)	36/31/28/26	39/35/31/29	39/35/31/29	36/31/28/26	39/35/31/29	39/35/31/29
	Indoor (Heating)	H/M/L/Q	dB(A)	33/31/28/26	39/35/31/29	39/35/31/29	33/31/28/26	39/35/31/29	39/35/31/29
	Outdoor (Cooling/Heating)	High	dB(A)	55/55	57/57	57/59	55/55	57/57	57/59
Sound Power Level	Indoor (Cooling/Heating)	High	dB(A)	64/63	67/69	67/69	64/63	67/69	67/69
	Outdoor (Cooling/Heating)	High	dB(A)	70/70	71/71	73/73	70/70	71/71	73/73
Airflow Rate	Indoor/Outdoor (Cooling)	High	m^3/h	2,050/3,750	2,550/4,450	2,550/4,450	2,050/3,750	2,550/4,450	2,550/4,450
	Indoor/Outdoor (Heating)	High	m^3/h	1,850/3,750	2,550/4,450	2,550/4,450	1,850/3,750	2,550/4,450	2,550/4,450
Static pressure range (Standard)			Pa	30 to 200 (47)	30 to 200 (60)	30 to 200 (60)	30-200 (47)	30-200 (60)	30-200 (60)
Net Dimensions H x W x D	Indoor		mm	300 × 1,400 × 700	300 × 1,400 × 700	300 × 1,400 × 700	300 × 1,400 × 700	300 × 1,400 × 700	300 × 1,400 × 700
	Outdoor		mm	788 × 940 × 320	998 × 940 × 320	998 × 940 × 320	788 × 940 × 320	998 × 940 × 320	998 × 940 × 320
Weight	Indoor		kg	46	46	46	46	46	46
	Outdoor		kg	52	67	67	53	67	67
Connection Pipe Diameter (Liquid/Gas)			mm	9.52/15.88	9.52/15.88	9.52/15.88	9.52/15.88	9.52/15.88	9.52/15.88
Drain Hose Diameter (I.D./O.D.)			mm	25/32	25/32	25/32	25/32	25/32	25/32
Max. Pipe Length (Pre-Charge)			m	50 (30)	50 (30)	50 (30)	50 (30)	50 (30)	50 (30)
Max. Height Difference			m	30	30	30	30	30	30
Operating Range	Cooling		°CDB	-15 to 46	-15 to 46	-15 to 46	-15 to 46	-15 to 46	-15 to 46
	Heating		°CDB	-15 to 24	-15 to 24	-15 to 24	-15 to 24	-15 to 24	-15 to 24
Refrigerant	Type (Global Warming Potential)			R32 (675)	R32 (675)	R32 (675)	R32 (675)	R32 (675)	R32 (675)
	Charge		kg (CO2eq-T)	1.90 (1.283)	2.70 (1.823)	2.70 (1.823)	1.90 (1.283)	2.70 (1.823)	2.70 (1.823)

Optional parts

* For information on the compatibility of optional parts for Intesis products, please refer to the compatibility list at the end of the "Control system & Optional parts" chapter.

Wired Remote Controller (Design type): UTY-RVRY
Compact wired remote controller: UTY-RCRYZ1
Wired remote controller (touch panel): UTY-RNRYZ5
Wired remote controller: UTY-RLRY
UTY-RNNYM
UTY-RVNYM
Simple remote controller (without operation mode): UTY-RHRY
Simple remote controller: UTY-RSRY
Remote sensor unit: UTY-XSZXZ1

Long-life filter: UTD-LFNA
Silver Ion Filter: UTD-HFNA
UTY-TFSXZ1
FG-RC-WIF1Z2
WLAN adapter: UTY-TFSXJ3
FG-AC-WIF1Z1
External switch controller: UTY-TERX
IR receiver unit: UTY-LBTYM
External Connect Kit: UTY-XWZXZG

External input and output PCB: UTY-XCSX
External input and output PCB bracket: UTZ-GXNA
Network Convertor for single split (DC power supply type): UTY-VTGX
Network Convertor for single split (AC power supply type): UTY-VTGXV

(Outdoor unit 36/45/54)
External connect kit: UTY-XWZXZ3

Dimensions

(Unit: mm)

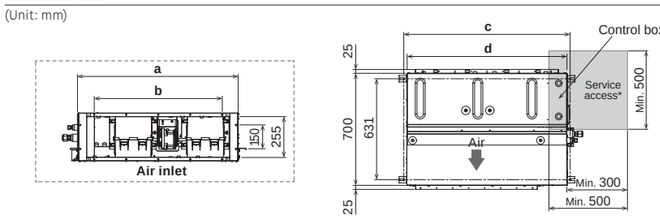

	ARXG 36 / 45 / 54 KHTAP
a	1,295
b	P100×12=1,200
c	1,440
d	1,400
e	1,162
f	P100×11=1,100

*The design of the service access depends on the installation method. Refer to the installation manual for more information.

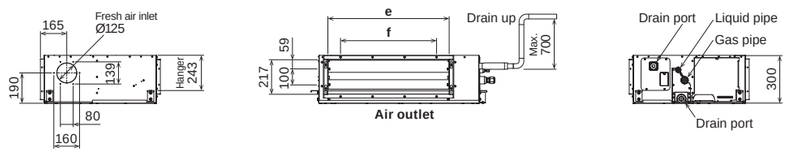

SPLIT

Medium Static Pressure Duct

Standard

REFRIGERANT R32

ALL DC

Economy | Return | Auto Changeover | Adjust | Restart | Duct | Distributing | Auto OFF | Weekly | +Setback | Filter | On/Off | Blue Fin

(30/36/45)

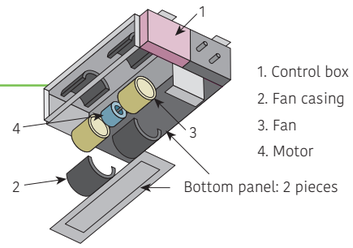

1. Control box
2. Fan casing
3. Fan
4. Motor

Bottom panel: 2 pieces

See below for case of rear-suction type

Easy Maintenance

Structural improvement is attained by making the bottom panel in two pieces—front and rear. The internal fan casing is also manufactured in two pieces—upper and lower. As a result, the motor and fan can be easily accessed and maintained by removing the rear panel and the lower casing while leaving the main chassis in place.

Slim & Compact Design

Indoor Unit

The slim and compact design of the indoor unit, with the control box mounted on the side, allows installation in narrow spaces.

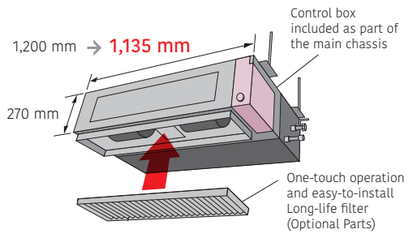

Outdoor Unit

The outdoor units for the 45,000 BTU and 54,000 BTU models have been completely redesigned. Easier installation is achieved for this compact and lightweight outdoor unit.



Two-Direction Drain Pipe

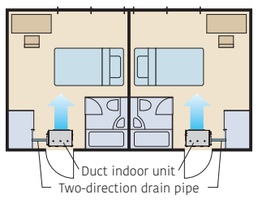

Link Up with a Variety of Central Control System (Option)

Centralized control including facilities and equipment in addition to air conditioning is possible by linking up with MODBUS, KNX interfaces.

Central Control System

REFRIGERANT R32

Model: ARXG22KMLB / ARXG24KMLA / ARXG30KMLA / ARXG36KMLA / ARXG45KMLA
ARXG36KMLA [3-phase] / ARXG45KMLA [3-phase]

For ARXG22KMLB | For ARXG24KMLA | For ARXG30/36KMLA | For ARXG45KMLA

Specifications

Model name	Indoor unit			ARXG22KMLB	ARXG24KMLA	ARXG30KMLA	ARXG36KMLA	ARXG45KMLA	ARXG36KMLA	ARXG45KMLA
	Outdoor unit			AOEG22KBTB	AOEG24KBTB	AOEG30KBTB	AOEG36KBTB	AOEG45KBTB	AOEG36KRTA	AOEG45KRTA
Power Source				Single phase, ~230 V, 50 Hz					3-phase, ~400 V, 50 Hz	
Capacity	Cooling	Rated	kW	6.0	6.8	8.5	9.5	12.1	9.5	12.1
		Min.-Max.		0.9-6.7	0.9-8.0	2.8-10.0	2.8-11.2	4.0-13.0	2.8-11.2	4.0-13.0
	Heating	Rated		7.0	7.5	10.0	10.8	13.5	10.8	13.5
		Min.-Max.		0.9-8.0	0.9-9.1	2.7-11.2	2.7-12.7	4.2-15.2	2.7-12.7	4.2-15.2
Input Power	Cooling/Heating		kW	1.78/1.87	2.14/1.97	2.65/2.63	2.97/2.88	4.22/3.84	2.97/2.88	4.22/3.84
EER	Cooling		W/W	3.37	3.18	3.21	3.20	2.87	3.20	2.87
COP	Heating		W/W	3.74	3.80	3.80	3.75	3.52	3.75	3.52
Pdesign	Cooling/Heating (-10°C)		kW	6.0/4.8	6.8/6.0	8.5/8.0	9.5/8.7	12.1/9.2	9.5/8.7	12.1/9.2
SEER	Cooling		W/W	6.10	6.20	6.23	6.10	5.25	6.10	5.25
SCOP	Heating		W/W	4.10	4.10	4.00	4.00	3.63	4.00	3.63
Energy Efficiency Class	Cooling			A++	A++	A++	A++	-	A++	-
	Heating			A+	A+	A+	A+	-	A+	-
ηc			%	-	-	-	-	207.0	-	207.0
ηh			%	-	-	-	-	142.2	-	142.2
Max. Operating Current	Cooling/Heating		A	12.6/12.6	13.6/13.6	22.6/22.6	22.6/22.6	28.5/28.5	10.5/10.5	14.0/14.0
Annual Energy Consumption	Cooling		kWh/a	344	384	477	545	-	545	-
	Heating		kWh/a	1,637	2,045	2,797	3,044	-	3,044	-
Moisture Removal			l/h	2.1	2.5	2.5	3.0	4.0	3.0	4.0
Sound Pressure Level	Indoor (Cooling)	H/M/L/Q	dB(A)	31/29/27/25	31/29/27/25	39/35/30/26	39/35/30/26	42/38/32/28	39/35/30/26	42/38/32/28
	Indoor (Heating)	H/M/L/Q	dB(A)	31/29/27/25	31/29/27/25	42/35/30/26	42/35/30/26	42/38/32/28	42/35/30/26	42/38/32/28
	Outdoor (Cooling/Heating)	High	dB(A)	51/51	53/54	53/55	55/55	57/57	55/55	57/57
Sound Power Level	Indoor (Cooling/Heating)	High	dB(A)	60/62	60/62	65/69	65/70	68/70	65/70	68/70
	Outdoor (Cooling/Heating)	High	dB(A)	63/63	65/66	68/69	70/70	71/71	70/70	71/71
Airflow Rate	Indoor/Outdoor (Cooling)	High	m^3/h	1,100/2,240	1,100/2,700	1,900/3,750	1,900/3,750	2,100/4,450	1,900/3,750	2,100/4,450
	Indoor/Outdoor (Heating)	High	m^3/h	1,100/1,960	1,100/2,700	2,100/3,750	2,100/3,750	2,100/4,450	2,100/3,750	2,100/4,450
Static pressure range (Standard)			Pa	30 to 150 (35)	30 to 150 (35)	30 to 150 (47)	30 to 150 (47)	30 to 150 (60)	30-150 (47)	30-150 (60)
Net Dimensions H x W x D	Indoor		mm	270 × 1,135 × 700	270 × 1,135 × 700	270 × 1,135 × 700	270 × 1,135 × 700	270 × 1,135 × 700	270 × 1,135 × 700	270 × 1,135 × 700
	Outdoor		mm	632 × 799 × 290	716 × 820 × 315	788 × 940 × 320	788 × 940 × 320	998 × 940 × 320	788 × 940 × 320	998 × 940 × 320
Weight	Indoor		kg	35	35	38	38	39	38	39
	Outdoor		kg	38	42	52	52	67	53	67
Connection Pipe Diameter (Liquid/Gas)			mm	6.35/12.70	6.35/12.70	9.52/15.88	9.52/15.88	9.52/15.88	9.52/15.88	9.52/15.88
Drain Hose Diameter (I.D./O.D.)			mm	35.7/38.1	35.7/38.1	35.7/38.1	35.7/38.1	35.7/38.1	35.7/38.1	35.7/38.1
Max. Pipe Length (Pre-Charge)			m	30 (20)	30 (20)	50 (30)	50 (30)	50 (30)	50 (30)	50 (30)
Max. Height Difference			m	25	25	30	30	30	30	30
Operating Range	Cooling		°CDB	-15 to 46	-15 to 46	-15 to 46	-15 to 46	-15 to 46	-15 to 46	-15 to 46
	Heating		°CDB	-15 to 24	-15 to 24	-15 to 24	-15 to 24	-15 to 24	-15 to 24	-15 to 24
Refrigerant	Type (Global Warming Potential)			R32 (675)	R32 (675)	R32 (675)	R32 (675)	R32 (675)	R32 (675)	R32 (675)
	Charge		kg (CO2eq-T)	1.25 (0.844)	1.25 (0.844)	1.90 (1.283)	1.90 (1.283)	2.70 (1.823)	1.90 (1.283)	2.70 (1.823)

Optional parts

* For information on the compatibility of optional parts for Intesis products, please refer to the compatibility list at the end of the "Control system & Optional parts" chapter.

Wired Remote Controller (Design type): UTY-RVRY
Compact wired remote controller: UTY-RCRYZ1
Wired remote controller (touch panel): UTY-RNRYZ5
Wired remote controller: UTY-RLRY
UTY-RNNYM
UTY-RVNYM
Simple remote controller (without operation mode): UTY-RHRY
Simple remote controller: UTY-RSRY
External switch controller: UTY-TERX

WLAN adapter: UTY-TFSXZ1
FG-RC-WIF1Z2
UTY-TFSXJ3
FG-AC-WIF1Z1
Flange (Round): UTD-RF204
Flange (Square): UTD-SF045T
IR receiver unit: UTY-LBTYM
Remote sensor unit: UTY-XSZXZ1
Drain pump unit: UTZ-PX1NBA

Network Convertor for single split (DC power supply type): UTY-VTGX
Network Convertor for single split (AC power supply type): UTY-VTGXV
Long-life filter: UTD-LF25NA
Silver Ion Filter: UTD-HFND
External Connect Kit: UTY-XWZXZG

(Outdoor unit 30/36/45)
External Connect Kit: UTY-XWZXZ3

Dimensions

(Unit: mm)

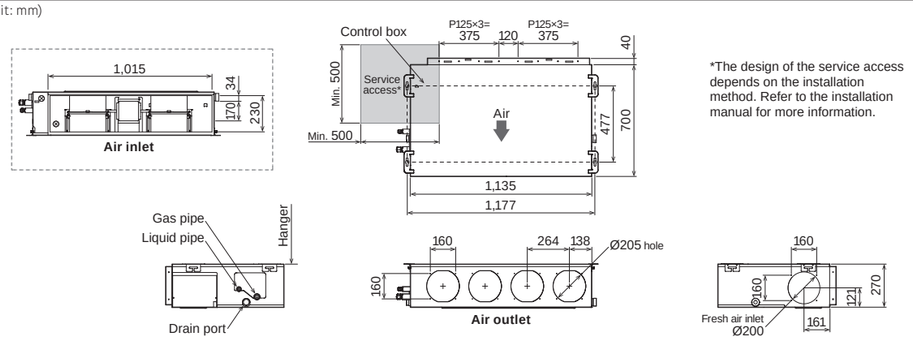

*The design of the service access depends on the installation method. Refer to the installation manual for more information.

High Static Pressure Duct

REFRIGERANT R32

ALL DC

Economy · Auto Changeover · Adjust · Restart · Auto OFF · Weekly · +Setback · Filter · On/Off · Blue Fin

Easy Installation (Compact & Lightweight)

The indoor and outdoor units are designed to be compact and light by reducing the basic chassis size and the overall material weight.





Design Also Suits High Static Pressure

Low Noise

Slanted corners at the top help reduce turbulent airflow. Low noise is realized by adopting a plastic case and a plastic fan.

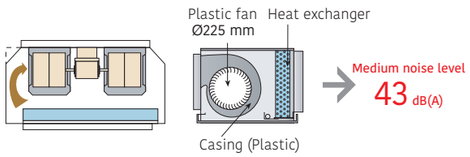

Link Up with a Variety of Central Control System (Option)

Centralized control including facilities and equipment in addition to air conditioning is possible by linking up with MODBUS, KNX interfaces.

Central Control System

REFRIGERANT R32

Model: ARXG45KHTB / ARXG54KHTB
ARXG45KHTB [3-phase] / ARXG54KHTB [3-phase]

Specifications

Model name	Indoor unit			ARXG45KHTB	ARXG54KHTB	ARXG45KHTB	ARXG54KHTB
	Outdoor unit			AOEG45KBTB	AOEG54KBTB	AOEG45KRTA	AOEG54KRTA
Power Source				Single phase, ~230 V, 50 Hz		3-phase, ~400 V, 50 Hz	
Capacity	Cooling	Rated	kW	12.1	13.4	12.1	13.4
		Min.-Max.		4.0-14.0	5.0-14.5	4.0-14.0	5.0-14.5
	Heating	Rated		13.5	15.5	13.5	15.5
		Min.-Max.		5.0-16.2	5.5-18.0	5.0-16.2	5.5-18.0
Input Power	Cooling/Heating		kW	4.16/3.61	4.77/4.18	4.16/3.61	4.77/4.18
EER	Cooling		W/W	2.91	2.81	2.91	2.81
COP	Heating			3.74	3.71	3.74	3.71
Pdesign	Cooling/Heating (-10°C)		kW	12.1 / 9.2	13.4 / 9.5	12.1 / 9.2	13.4 / 9.5
SEER	Cooling		W/W	5.14	5.10	5.14	5.10
SCOP	Heating			4.00	3.96	4.00	3.96
Energy Efficiency Class	Cooling			-	-	-	-
	Heating			-	-	-	-
ηc			%	202.6	201.0	202.6	201.0
ηh				157.0	155.4	157.0	155.4
Max. Operating Current	Cooling/Heating		A	28.5/28.5	28.5/28.5	14.0/14.0	14.0/14.0
Annual Energy Consumption	Cooling		kWh/a	-	-	-	-
	Heating			-	-	-	-
Moisture Removal			l/h	1.5	2.0	1.5	2.0
Sound Pressure Level	Indoor (Cooling)	H/M/L	dB(A)	47/43/40	47/43/40	47/43/40	47/43/40
	Indoor (Heating)	H/M/L		47/43/40	47/43/40	47/43/40	47/43/40
	Outdoor (Cooling/Heating)	High		57/57	57/59	57/57	57/59
Sound Power Level	Indoor (Cooling/Heating)	High		75/74	75/74	75/74	75/74
	Outdoor (Cooling/Heating)	High		71/71	73/73	71/71	73/73
Airflow Rate	Indoor/Outdoor (Cooling)	High	m^3/h	3,350/4,450	3,350/4,450	3,350/4,450	3,350/4,450
	Indoor/Outdoor (Heating)	High		3,350/4,450	3,350/4,450	3,350/4,450	3,350/4,450
Static pressure range (Standard)			Pa	100 to 250 (100)	100 to 250 (100)	100to250 (100)	100to250 (100)
Net Dimensions H x W x D	Indoor		mm	400 × 1,050 × 500	400 × 1,050 × 500	400 × 1,050 × 500	400 × 1,050 × 500
	Outdoor		mm	998 × 940 × 320	998 × 940 × 320	998 × 940 × 320	998 × 940 × 320
Weight	Indoor		kg	46	46	46	46
	Outdoor		kg	67	67	67	67
Connection Pipe Diameter (Liquid/Gas)			mm	9.52/15.88	9.52/15.88	9.52/15.88	9.52/15.88
Drain port Diameter (I.D./O.D.)				23.4/25.4	23.4/25.4	23.4/25.4	23.4/25.4
Max. Pipe Length (Pre-Charge)			m	50 (30)	50 (30)	50 (30)	50 (30)
Max. Height Difference				30	30	30	30
Operating Range	Cooling		°CDB	-15 to 46	-15 to 46	-15 to 46	-15 to 46
	Heating			-15 to 24	-15 to 24	-15 to 24	-15 to 24
Refrigerant	Type (Global Warming Potential)			R32 (675)	R32 (675)	R32 (675)	R32 (675)
	Charge		kg (CO2eq-T)	2.70 (1.823)	2.70 (1.823)	2.70 (1.823)	2.70 (1.823)

Optional parts

* For information on the compatibility of optional parts for Intesis products, please refer to the compatibility list at the end of the "Control system & Optional parts" chapter.

Wired Remote Controller (Design type): UTY-RVRY
Compact wired remote controller: UTY-RCRYZ1
Wired remote controller (touch panel): UTY-RNRYZ5
Wired remote controller: UTY-RLRY
Simple remote controller: UTY-RSRY
UTY-RHRY
IR Receiver unit: UTY-LBTYM

Remote sensor unit: UTY-XSZXZ1
Long-life filter: UTD-LF60KA
External switch controller: UTY-TERX
WLAN adapter: UTY-TFSXZ1
UTY-TFSXJ3
FG-AC-WIF1Z1
External input and output PCB: UTY-XCSX+UTZ-GXEA

Network Convertor for single split (DC power supply type): UTY-VTGX
Network Convertor for single split (AC power supply type): UTY-VTGXV
Silver Ion Filter: UTD-HFKB
External Connect Kit: UTY-XWZXZG

(Outdoor unit)
External Connect Kit: UTY-XWZXZ3

Dimensions

(Unit: mm)

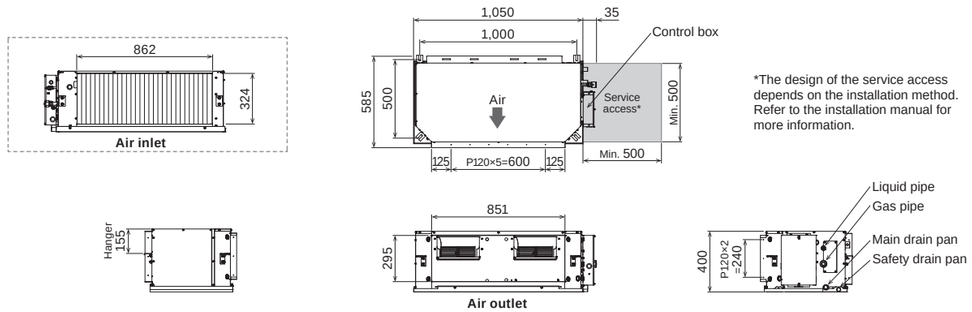

High Static Pressure Duct

REFRIGERANT R410A

ALL DC

Economy · Auto Changeover · Adjust · Restart · +Setback · Filter · Blue Fin

High Energy Efficiency

Much greater efficiency is achieved by the use of all-DC inverter technology.

Design Also Corresponding to High Static Pressure



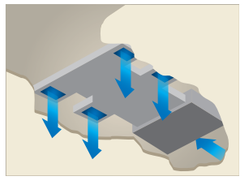

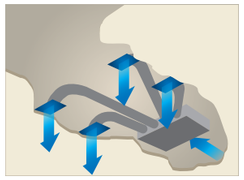

Easy Installation (Compact & Lightweight)

The indoor unit is designed to be compact and light by reducing the basic chassis size and the overall material weight.

Low Noise

Slanted corners at the top help reduce turbulent airflow.
Low noise is realized by adopting a plastic case and a plastic fan.

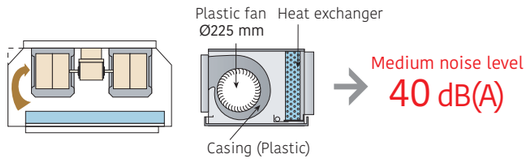

Link Up with a Variety of Central Control System (Option)

Centralized control including facilities and equipment in addition to air conditioning is possible by linking up with MODBUS, KNX interfaces.

Central Control System

REFRIGERANT R410A

Model: ARHG60LHTA [3-phase]

Wired RC

Specifications

Model name	Indoor unit			ARYG60LHTA
	Outdoor unit			AOYG60LATT
Power Source				3-phase, ~400 V, 50 Hz
Capacity	Cooling	Rated	kW	15.0
		Min.-Max.		6.2-17.5
	Heating	Rated		18.0
		Min.-Max.		6.2-20.0
Input Power	Cooling/Heating		kW	4.70/5.15
EER	Cooling		W/W	3.19
COP	Heating			3.50
Pdesign	Cooling/Heating		kW	15.0 / 10.8
SEER	Cooling		W/W	4.86
SCOP	Heating			3.50
ηc			%	191.4
ηh				137.0
Max. Operating Current	Cooling/Heating		A	12.5 /12.5
Moisture Removal			l/h	2.0
Sound Pressure	Indoor (Cooling)	H/M/L/Q	dB(A)	45/40/36/-
	Indoor (Heating)	H/M/L/Q		45/40/36/-
	Outdoor (Cooling/Heating)	High		56/58
Airflow Rate	Indoor/Outdoor (Cooling)	High	m^3/h	3,550/6,900
	Indoor/Outdoor (Heating)	High		3,550/7,300
Static pressure range (Standard)			Pa	60 to 260 (60)
Net Dimensions H x W x D	Indoor		mm	425 × 1,250 × 490
	Outdoor		mm	1,290 × 900 × 330
Weight	Indoor		kg	54
	Outdoor		kg	104
Connection Pipe Diameter (Liquid/Gas)			mm	9.52/15.88
Drain Hose Diameter (I.D./O.D.)				23.4/25.4
Max. Pipe Length (Pre-Charge)			m	75 (30)
Max. Height Difference				30
Operating Range	Cooling		°CDB	-15 to 46
	Heating			-15 to 24
Refrigerant	Type (Global Warming Potential)			R410A (2,088)
	Charge		kg (CO2eq-T)	3.45 (7.204)

Optional parts

* For information on the compatibility of optional parts for Intesis products, please refer to the compatibility list at the end of the "Control system & Optional parts" chapter.

Wired remote controller: UTY-RNNYM
Wired remote controller: UTY-RVNYM
External switch controller: UTY-TERX
WLAN adapter: UTY-TFNXZ1
FG-RC-WIF1Z2
Remote sensor unit: UTY-XSZXZ1
IR receiver unit UTY-LRHYM

Network Convertor for single split (DC power supply type): UTY-VTGX
Network Convertor for single split (AC power supply type): UTY-VTGXV
External Connect Kit: UTD-ECS5A

(Outdoor unit)
External Connect Kit: UTY-XWZXZ2

Dimensions

(Unit: mm)

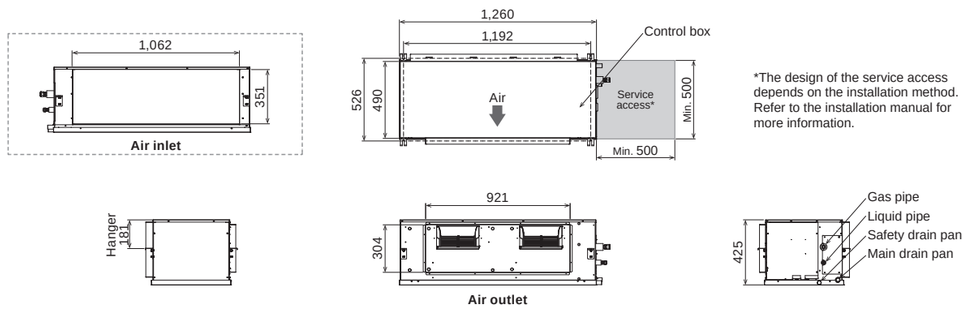

*The design of the service access depends on the installation method. Refer to the installation manual for more information.

Big Duct

REFRIGERANT R410A

ALL DC

Splittable, Lightweight, and Compact Design

The indoor unit can be split into a fan unit and a heat exchanger unit to make installation easier.



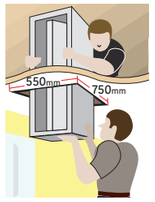

Quiet Operation

The combination of a V-shaped heat exchanger, an air stabilizer, and a high-efficiency DC fan motor enables this compact unit to operate quietly.

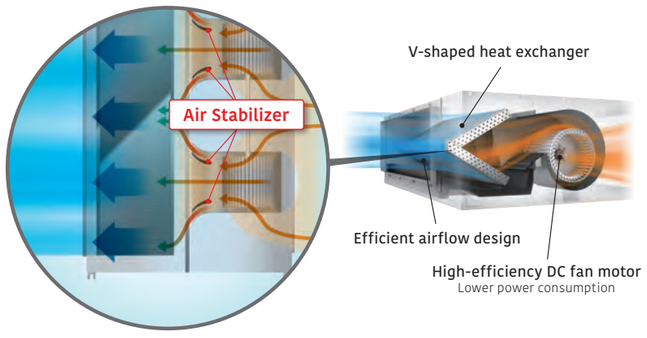

Automatic Airflow Adjustment Function

The optimum airflow can be set automatically to facilitate faster installation.

Link Up with a Variety of Central Control System (Option)

Centralized control including facilities and equipment in addition to air conditioning is possible by linking up with MODBUS, KNX interfaces.

REFRIGERANT R410A

Model: ARYG72LHTA / ARYG90LHTA

Wired RC

Specifications

Model name	Indoor unit			ARYG72LHTA	ARYG90LHTA
	Outdoor unit			AOYG72LRLA	AOYG90LRLA
Power Source	Indoor			Single phase, ~230 V, 50 Hz	
	Outdoor			3-phase, ~400 V, 50 Hz	
Capacity	Cooling	Rated	kW	19.0	22.0
		Min.-Max.		8.4-20.9	10.3-24.2
	Heating	Rated		22.4	27.0
		Min.-Max.		7.2-24.6	8.5-29.7
Input Power	Cooling/Heating		kW	6.46/6.59	7.77/8.18
EER	Cooling		W/W	2.94	2.83
COP	Heating			3.40	3.30
Pdesign	Cooling/Heating		kW	19.0 / 15.3	22.0 / 18.5
SEER	Cooling		W/W	5.22	5.14
SCOP	Heating			3.94	3.92
ηc			%	205.8	202.6
ηh				154.6	153.8
Max. Operating Current	Indoor (Cooling/Heating)		A	4.6 / 4.6	6.0 / 6.0
	Outdoor (Cooling/Heating)			15.8 / 15.8	20.6 / 20.6
Moisture Removal			l/h	4.5	6.0
Sound Pressure	Indoor (Cooling)	H/M/L/Q	dB(A)	46/43/41/39	47/44/42/40
	Indoor (Heating)	H/M/L/Q		46/43/41/39	47/44/42/40
	Outdoor (Cooling/Heating)	High		55/55	55/57
Airflow Rate	Indoor/Outdoor (Cooling)	High	m^3/h	4,300/8,400	4,300/8,400
	Indoor/Outdoor (Heating)	High		4,300/8,400	4,300/9,000
Static pressure range (Standard)			Pa	50 to 150 (72)	50 to 200 (72)
Net Dimensions H x W x D	Indoor		mm	360 × 1,400 × 850	360 × 1,400 × 850
	Outdoor		mm	1,428 × 1,080 × 480	1,428 × 1,080 × 480
Weight	Indoor		kg	69	80
	Outdoor		kg	165	174
Connection Pipe Diameter (Liquid/Gas)			mm	12.7/25.4	12.7/25.4
Drain Hose Diameter (I.D./O.D.)				25/32	25/32
Max. Pipe Length (Pre-Charge)			m	100 (30)	100 (30)
Max. Height Difference				30	30
Operating Range	Cooling		°CDB	-15 to 46	-15 to 46
	Heating			-20 to 24	-20 to 24
Refrigerant	Type (Global Warming Potential)			R410A (2,088)	R410A (2,088)
	Charge		kg (CO2eq-T)	5.6 (11.693)	7.1 (14.825)

Optional parts

* For information on the compatibility of optional parts for Intesis products, please refer to the compatibility list at the end of the "Control system & Optional parts" chapter.

Wired Remote Controller (Design type): UTY-RVRY
Compact wired remote controller: UTY-RCRYZ1
Wired remote controller (touch panel): UTY-RNRYZ5
Wired remote controller: UTY-RLRY
UTY-RNNYM
UTY-RVNYM
Simple remote controller (without operation mode): UTY-RHRY
Simple remote controller: UTY-RSRY
External switch controller: UTY-TERX

WLAN adapter: UTY-TFSXZ1
FG-RC-WIF1Z2
UTY-TFSXJ3
FG-AC-WIF1Z1
External input and output PCB: UTY-XCSX
Remote sensor unit: UTY-XSZXZ1
Long-life filter UTD-LFKA
External Connect Kit: UTY-XWZXZG
Drain pump unit: UTZ-PX1NAB

Network Convertor for single split (DC power supply type): UTY-VTGX
Network Convertor for single split (AC power supply type): UTY-VTGXV
IR receiver unit: UTY-LBTYM
UTY-LRHYM
Silver Ion Filter: UTD-HFKA

(Outdoor unit)
External Connect Kit: UTY-XWZXZ3

Dimensions

(Unit: mm)

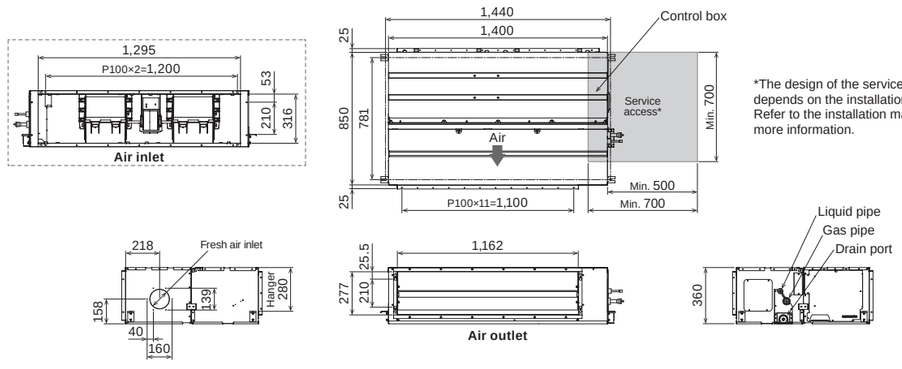

Floor

Compact Size

REFRIGERANT R32

ALL DC

Economy · Powerful · 10°C HEAT · Low Noise · Auto Changeover · Up/Down · Adjust · Restart · Sleep · Program · Weekly · Filter · ION · AF

High Energy Saving

The Floor 09 class achieves a top-class SEER of 8.50 and an A+++ seasonal efficiency class for cooling.
The Floor 09 class achieves an improved SCOP of 4.30 and an A+ seasonal efficiency class for heating.

Class *1
Cooling A+++
Heating A+

SEER 8.50*1 SCOP 4.30*1

*1: 09 model

Flexible & Easy Installation

The compact and whole-surface suction design provides flexible installation options, including floor-standing, embedded, half concealed, and wall mount installation to match the room layout.

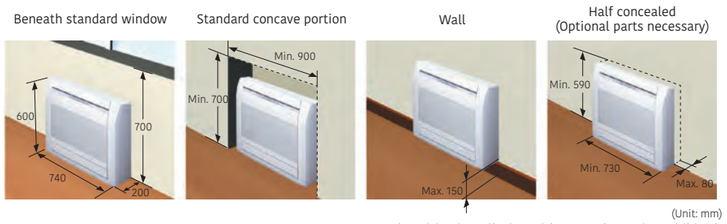

* Concaved position installation with concealment is prohibited.

Low Ambient Operation

Factory-guaranteed cooling operation down to -10°C ambient temperature.

-10°C Cooling

-15°C Heating

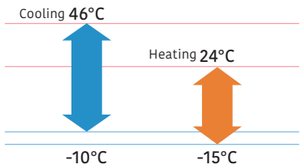

Smart Device Control (Option)

With the optional WLAN adapter installed in the air conditioner, you can control it from anywhere with your smart device.

* See page C-022 for details on smart device control.

AIRSTAGE Mobile

10°C Heat

The room temperature can be set to go no lower than 10°C, thus ensuring that the room does not get too cold when not occupied.

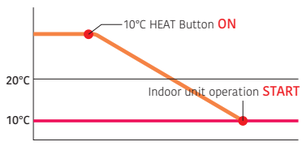

REFRIGERANT R32

Model: AGEG09KVCA / AGEG12KVCA / AGEG14KVCA

Wireless RC

For AGEG09/12KVCA For AGEG14KVCA

Specifications

Model name	Indoor unit			AGEG09KVCA	AGEG12KVCA	AGEG14KVCA
	Outdoor unit			AOEG09KVCA	AOEG12KVCA	AOEG14KVCA
Power Source				Single phase, ~230 V, 50 Hz		
Capacity	Cooling	Rated	kW	2.5	3.5	4.2
		Min.-Max.		0.9-3.5	0.9-4.0	0.9-5.2
	Heating	Rated		3.5	4.5	5.2
		Min.-Max.		0.9-5.1	0.9-5.3	0.9-6.3
Input Power	Cooling/Heating		kW	0.53/0.81	0.88/1.22	1.06/1.41
EER	Cooling		W/W	4.70	4.00	3.95
COP	Heating			4.30	3.70	3.70
Pdesign	Cooling/Heating (-10°C)		kW	2.50/2.60	3.50/3.50	4.20/4.20
SEER	Cooling		W/W	8.50	8.20	8.10
SCOP	Heating (Average)			4.30	4.10	4.00
Energy Efficiency Class	Cooling			A+++	A++	A++
	Heating (Average)			A+	A+	A+
Max. Operating Current	Cooling/Heating		A	7.0/8.5	7.0/8.5	11.0/12.0
Annual Energy Consumption	Cooling		kWh/a	103	149	181
	Heating (Average)			845	1,192	1,466
Moisture Removal			l/h	1.3	1.8	2.1
Sound Pressure Level	Indoor (Cooling)	H/M/L/Q	dB(A)	40/35/29/22	40/35/29/22	44/38/31/22
	Indoor (Heating)	H/M/L/Q		41/35/29/22	41/35/29/22	43/37/29/22
Sound Power Level	Outdoor (Cooling/Heating)	High		43/47	45/51	51/50
	Indoor (Cooling/Heating)	High		53/54	53/54	57/56
	Outdoor (Cooling/Heating)	High		58/61	61/64	63/63
Airflow Rate	Indoor/Outdoor (Cooling)	High	m^3/h	570/1,530	570/1,530	650/2,210
	Indoor/Outdoor (Heating)	High		600/1,510	600/1,510	650/2,100
Net Dimensions H x W x D	Indoor		mm	600 × 740 × 200	600 × 740 × 200	600 × 740 × 200
	Outdoor		mm	542 × 799 × 290	542 × 799 × 290	632 × 799 × 290
Weight	Indoor		kg	14	14	14
	Outdoor		kg	31	31	38
Connection Pipe Diameter (Liquid/Gas)			mm	6.35/9.52	6.35/9.52	6.35/9.52
Drain Hose Diameter (I.D./O.D.)				13.8/15.8 to 16.7	13.8/15.8 to 16.7	13.8/15.8 to 16.7
Max. Pipe Length (Pre-Charge)			m	20 (15)	20 (15)	20 (15)
Max. Height Difference				15	15	15
Operating Range	Cooling		°CDB	-10 to 46	-10 to 46	-10 to 46
	Heating			-15 to 24	-15 to 24	-15 to 24
Refrigerant	Type (Global Warming Potential)			R32 (675)	R32 (675)	R32 (675)
	Charge		kg (CO2eq-T)	0.85 (0.574)	0.85 (0.574)	0.94 (0.635)

Optional parts

* For information on the compatibility of optional parts for Intesis products, please refer to the compatibility list at the end of the "Control system & Optional parts" chapter.

Wired Remote Controller (Design type):	UTY-RVRY
Compact wired remote controller:	UTY-RCRYZ1
Wired remote controller (touch panel):	UTY-RNRYZ5
Wired remote controller:	UTY-RLRY
Simple remote controller (without operation mode):	UTY-RHRY
Simple remote controller:	UTY-RSRY
External switch controller:	UTY-TERX
WLAN adapter:	UTY-TFSXZ1
	FG-AC-WIF1Z1
	UTY-TFSXJ3
Half Connect Kit:	UTR-STA
Communication Kit:	UTY-TWRXZ3
Network Convertor for single split (DC power supply type):	UTY-VTGX
Network Convertor for single split (AC power supply type):	UTY-VTGXV
Silver Ion Filter:	UTR-FA03-5
External Connect Kit:	UTY-XWZXZ5

Dimensions

(Unit: mm)

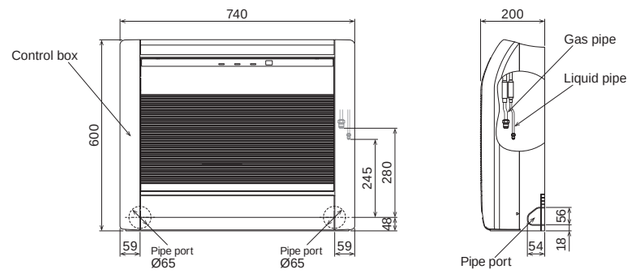

Ceiling

reddot winner 2020

(30/36/45/54)

Light Elegant Design

The light-elegant, gently curved surface gives a sense of comfort and well-being.

Easy Installation

The indoor unit can be easily installed under the ceiling thanks to the uniquely designed mounting kit.

1. Set mounting brackets

2. Hold up the ceiling unit and fit to the mounting brackets



3. Attach with screws

Easy Maintenance

The front panel can be opened without removing it for safe & speedy maintenance.

The drain pan can be removed for cleaning.

Components in the control box can be easily accessed from the wide side opening.

Flexible Installation

The drain hose and pipe can be contained in the casing and connected in the right, left, angled, or downward direction.

Link Up with a Variety of Central Control System (Option)

Centralized control including facilities and equipment in addition to air conditioning is possible by linking up with MODBUS, KNX interfaces.

Central Control System

Model: ABEG18KRTA / ABEG22KRTA / ABEG24KRTA / ABEG30KRTA / ABEG36KRTA / ABEG45KRTA
ABEG36KRTA [3-phase] / ABEG45KRTA [3-phase] / ABEG54KRTA [3-phase]

ABEG18/22KRTA

ABEG24/30KRTA

ABEG36/45/54KRTA

For ABEG18/22KRTA

For ABEG24KRTA

For ABEG30/36KRTA

For ABEG45/54KRTA

Specifications

Model name	Indoor unit			ABEG18KRTA	ABEG22KRTA	ABEG24KRTA	ABEG30KRTA	ABEG36KRTA	ABEG45KRTA	ABEG36KRTA	ABEG45KRTA	ABEG54KRTA
	Outdoor unit			AOEG18KBTB	AOEG22KBTB	AOEG24KBTB	AOEG30KBTB	AOEG36KBTB	AOEG45KBTB	AOEG36KRTA	AOEG45KRTA	AOEG54KRTA
Power Source				Single phase, ~230 V, 50 Hz						3-phase, ~400 V, 50 Hz		
Capacity	Cooling	Rated	kW	5.2	6.0	6.8	8.5	9.5	12.1	9.5	12.1	13.4
		Min.-Max.		0.9-5.9	0.9-6.7	0.9-8.0	2.8-10.0	2.8-11.2	4.0-13.5	2.8-11.2	4.0-13.5	4.5-14.5
	Heating	Rated		6.0	7.0	7.5	10.0	10.8	13.5	10.8	13.5	15.5
		Min.-Max.		0.9-7.5	0.9-8.0	0.9-9.1	2.7-11.2	2.7-12.7	4.2-16.2	2.7-12.7	4.2-16.2	4.7-16.5
Input Power	Cooling/Heating		kW	1.55/1.62	1.87/1.95	2.14/1.97	2.65/2.77	2.96/2.88	4.22/3.84	2.96/2.88	4.22/3.84	4.45/4.43
EER	Cooling		W/W	3.35	3.21	3.18	3.21	3.21	2.87	3.21	2.87	3.01
COP	Heating		W/W	3.70	3.59	3.81	3.61	3.75	3.52	3.75	3.52	3.50
Pdesign	Cooling/Heating (-10°C)		kW	5.2/4.4	6.0/4.8	6.8/6.0	8.5/8.0	9.5/8.7	12.1/9.2	9.5/8.7	12.1/9.2	13.4/9.5
SEER	Cooling		W/W	6.2	6.1	6.2	6.1	6.37	6.24	6.37	6.24	5.88
SCOP	Heating (Average)		W/W	4.1	4.0	4.1	4.0	4.21	4.05	4.21	4.05	3.95
Energy Efficiency Class	Cooling			A++	A++	A++	A++	A++	-	A++	-	-
	Heating (Average)			A+	A+	A+	A+	A+	-	A+	-	-
ηc			%	-	-	-	-	-	246.8	-	246.8	232.2
ηh			%	-	-	-	-	-	158.9	-	158.9	155.0
Max. Operating Current	Cooling/Heating		A	12.1/12.1	12.6/12.6	13.6/13.6	22.6/22.6	22.6/22.6	28.5/28.5	10.5/10.5	14.0/14.0	14.0/14.0
Annual Energy Consumption	Cooling		kWh/a	293	344	384	486	524	-	524	-	-
	Heating		kWh/a	1,501	1,677	2,042	2,796	2,904	-	2,904	-	-
Moisture Removal			l/h	2.0	2.5	2.2	3.0	2.6	4.5	2.6	4.5	5.0
Sound Pressure Level	Indoor (Cooling)	H/M/L/Q	dB(A)	38/36/33/31	42/37/34/31	41/36/32/29	45/40/35/32	44/40/37/32	45/41/39/34	44/40/37/32	45/41/39/34	48/44/41/38
	Indoor (Heating)	H/M/L/Q	dB(A)	38/36/33/31	42/37/34/31	41/36/32/29	45/40/35/32	44/40/37/32	45/41/39/34	44/40/37/32	45/41/39/34	48/44/41/38
	Outdoor (Cooling/Heating)	High	dB(A)	50/50	51/51	53/54	53/55	55/55	57/57	55/55	57/57	57/59
Sound Power Level	Indoor (Cooling/Heating)	High	dB(A)	53/53	57/57	56/56	60/60	59/59	60/60	59/59	60/60	63/63
	Outdoor (Cooling/Heating)	High	dB(A)	62/62	63/63	65/66	68/69	70/70	71/71	70/70	71/71	73/73
Airflow Rate	Indoor/Outdoor (Cooling)	High	m^3/h	840/2,160	900/2,240	1,230/2,700	1,400/3,750	1,850/3,750	1,900/4,450	1,850/3,750	1,900/4,450	2,100/4,450
	Indoor/Outdoor (Heating)	High	m^3/h	840/1,830	900/1,960	1,230/2,700	1,400/3,750	1,800/3,750	1,850/4,450	1,800/3,750	1,850/4,450	2,100/4,450
Net Dimensions H x W x D	Indoor		mm	235 × 1,080 × 705	235 × 1,080 × 705	235 × 1,390 × 705	235 × 1,390 × 705	235 × 1,700 × 705	235 × 1,700 × 705	235 × 1,700 × 705	235 × 1,700 × 705	235 × 1,700 × 705
	Outdoor		mm	632 × 799 × 290	632 × 799 × 290	716 × 820 × 315	788 × 940 × 320	788 × 940 × 320	998 × 940 × 320	788 × 940 × 320	998 × 940 × 320	998 × 940 × 320
Weight	Indoor		kg	24	24	31	31	38	38	38	38	38
	Outdoor		kg	36	38	42	52	52	67	53	67	67
Connection Pipe Diameter (Liquid/Gas)			mm	6.35/12.7	6.35/12.7	6.35/12.7	9.52/15.88	9.52/15.88	9.52/15.88	9.52/15.88	9.52/15.88	9.52/15.88
Drain Hose Diameter (I.D./O.D.)			mm	25/32	25/32	25/32	25/32	25/32	25/32	25/32	25/32	25/32
Max. Pipe Length (Pre-Charge)			m	30 (20)	30 (20)	30 (20)	50 (30)	50 (30)	50 (30)	50 (30)	50 (30)	50 (30)
Max. Height Difference			m	20	25	25	30	30	30	30	30	30
Operating Range	Cooling		°CDB	-15 to 46	-15 to 46	-15 to 46	-15 to 46	-15 to 46	-15 to 46	-15 to 46	-15 to 46	-15 to 46
	Heating		°CDB	-15 to 24	-15 to 24	-15 to 24	-15 to 24	-15 to 24	-15 to 24	-15 to 24	-15 to 24	-15 to 24
Refrigerant	Type (Global Warming Potential)			R32 (675)	R32 (675)	R32 (675)	R32 (675)	R32 (675)	R32 (675)	R32 (675)	R32 (675)	R32 (675)
	Charge		kg (CO2eq-T)	1.02 (0.689)	1.25 (0.844)	1.25 (0.844)	1.90 (1.283)	1.90 (1.283)	2.70 (1.823)	1.90 (1.283)	2.70 (1.823)	2.70 (1.823)

Optional parts

* For information on the compatibility of optional parts for Intesis products, please refer to the compatibility list at the end of the "Control system & Optional parts" chapter.

Wired Remote Controller (Design type):	UTY-RVRY
Compact wired remote controller:	UTY-RCRYZ1
Wired remote controller (touch panel):	UTY-RNRYZ5
Wired remote controller:	UTY-RLRY
Simple remote controller (without operation mode):	UTY-RHRY
Simple remote controller:	UTY-RSRY
External input and output PCB:	UTY-XCSX
External input and output PCB box:	UTZ-GXEA
WLAN adapter:	UTY-TFSXZ1
	UTY-TFSXJ3
	FG-AC-WIF1Z1
Drain pump unit:	UTR-DPB24T
IR receiver unit:	UTY-LBTYH
L-type Piping Kit:	UTP-FX24A (18/22/24)
	UTP-FX35A (30/36/45/54)
Communication Kit:	UTY-TWRXZ3
Network Convertor for single split (DC power supply type):	UTY-VTGX
Network Convertor for single split (AC power supply type):	UTY-VTGXV
External switch controller:	UTY-TERX
External Connect Kit:	UTY-XWZXZG
(Outdoor unit 30/36/45/54)	
External Connect Kit:	UTY-XWZXZ3

Dimensions

(Unit: mm)

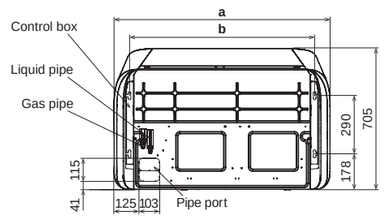

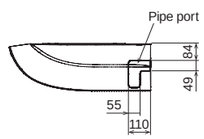

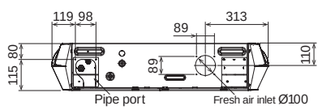

	ABEG 18/22KRTA	ABEG 24/30KRTA	ABEG 36/45/54 KRTA
a	1,080	1,390	1,700
b	923	1,233	1,543

Wall-Mounted Specifications

Designer series
High-Spec & Design (WLAN adapter Internal Models)

Model name	Indoor unit			ASYG07KGTF	ASYG09KGTF	ASYG12KGTF	ASYG14KGTF
	Outdoor unit			AOYG07KGCB	AOYG09KGCB	AOYG12KGCB	AOYG14KGCB
Power Source				Single phase, ~230 V, 50 Hz			
Capacity	Cooling	Rated	kW	2.0	2.5	3.4	4.2
		Min.-Max.		0.9-3.2	0.9-3.4	0.9-4.1	0.9-4.5
	Heating	Rated		2.5	2.8	4.0	5.4
		Min.-Max.		0.9-5.2	0.9-5.4	0.9-6.1	0.9-6.4
Input Power	Cooling/Heating		kW	0.400/0.500	0.555/0.560	0.805/0.910	1.175/1.350
EER	Cooling		W/W	5.00	4.50	4.22	3.57
COP	Heating			5.00	5.00	4.40	4.00
Pdesign	Cooling/Heating (-10°C)		kW	2.0/2.3	2.5/2.4	3.4/2.5	4.2/4.0
SEER	Cooling		W/W	8.10	8.90	8.70	7.90
SCOP	Heating (Average)			5.30	5.20	5.20	4.50
Energy Efficiency Class	Cooling			A++	A+++	A+++	A++
	Heating (Average)			A+++	A+++	A+++	A+
Max. Operating Current	Cooling/Heating		A	6.5/9.0	6.5/9.0	6.5/9.0	9.0/10.5
Annual Energy Consumption	Cooling		kWh/a	86	98	137	186
	Heating			606	645	673	1,242
Moisture Removal			I/h	1.0	1.3	1.8	2.1
Sound Pressure Level	Indoor (Cooling)	H/M/L/Q	dB(A)	38/33/29/19	40/34/29/19	40/35/30/19	43/36/30/20
	Indoor (Heating)	H/M/L/Q		41/35/31/21	42/36/31/21	42/38/33/21	44/39/33/24
	Outdoor (Cooling/Heating)	High		46/46	46/48	50/50	50/50
Sound Power Level	Indoor (Cooling/Heating)	High		54/56	55/57	56/58	57/59
	Outdoor (Cooling/Heating)	High		61/62	61/63	65/66	65/66
Airflow Rate	Indoor/Outdoor (Cooling)	High	m^3/h	650/1,610	700/1,610	700/1,680	770/1,680
	Indoor/Outdoor (Heating)	High		720/1,560	750/1,610	770/1,580	800/1,580
Net Dimensions H x W x D	Indoor		mm	270 × 834 × 215	270 × 834 × 215	270 × 834 × 215	270 × 834 × 215
	Outdoor		mm	542 × 799 × 290	542 × 799 × 290	542 × 799 × 290	542 × 799 × 290
Weight	Indoor		kg	10	10	10	10
	Outdoor		kg	30	30	31	32
Connection Pipe Diameter (Liquid/Gas)			mm	6.35/9.52			
Drain Hose Diameter (I.D./O.D.)				13.8/15.0 to 16.8			
Max. Pipe Length (Pre-Charge)			m	20 (15)			
Max. Height Difference				15			
Operating Range	Cooling		°CDB	-10 to 46			
	Heating			-15 to 24			
Refrigerant	Type (Global Warming Potential)			R32 (675)			
	Charge		kg (CO2eq-T)	0.75 (0.506)	0.75 (0.506)	0.85 (0.574)	0.85 (0.574)

Designer series
High Spec & Design (WLAN adapter Option Models)

Model name	Indoor unit			ASYG07KGTE	ASYG09KGTE	ASYG12KGTE	ASYG14KGTE
	Outdoor unit			AOYG07KGCA	AOYG09KGCA	AOYG12KGCA	AOYG14KGCA
Power Source				Single phase, ~230 V, 50 Hz			
Capacity	Cooling	Rated	kW	2.0	2.5	3.4	4.2
		Min.-Max.		0.9-3.2	0.9-3.4	0.9-4.1	0.9-4.5
	Heating	Rated		2.5	2.8	4.0	5.4
		Min.-Max.		0.9-5.2	0.9-5.4	0.9-6.1	0.9-6.4
Input Power	Cooling/Heating		kW	0.400/0.500	0.555/0.560	0.805/0.910	1.175/1.350
EER	Cooling		W/W	5.00	4.50	4.22	3.57
COP	Heating			5.00	5.00	4.40	4.00
Pdesign	Cooling/Heating (-10°C)		kW	2.0/2.3	2.5/2.4	3.4/2.5	4.2/4.0
SEER	Cooling		W/W	9.10	9.20	9.20	8.30
SCOP	Heating (Average)			5.30	5.20	5.20	4.50
Energy Efficiency Class	Cooling			A+++	A+++	A+++	A++
	Heating (Average)			A+++	A+++	A+++	A+
Max. Operating Current	Cooling/Heating		A	6.5/9.0	6.5/9.0	6.5/9.0	9.0/10.5
Annual Energy Consumption	Cooling		kWh/a	77	95	129	177
	Heating			607	645	672	1,242
Moisture Removal			I/h	1.0	1.3	1.8	2.1
Sound Pressure Level	Indoor (Cooling)	H/M/L/Q	dB(A)	38/33/29/19	40/34/29/19	40/35/30/19	43/36/30/20
	Indoor (Heating)	H/M/L/Q		41/35/31/21	42/36/31/21	42/38/33/21	44/39/33/24
	Outdoor (Cooling/Heating)	High		46/46	46/48	50/50	50/50
Sound Power Level	Indoor (Cooling/Heating)	High		54/56	55/57	56/58	57/59
	Outdoor (Cooling/Heating)	High		61/62	61/63	65/66	65/66
Airflow Rate	Indoor/Outdoor (Cooling)	High	m^3/h	650/1,610	700/1,610	700/1,680	770/1,680
	Indoor/Outdoor (Heating)	High		720/1,560	750/1,610	770/1,580	800/1,580
Net Dimensions H x W x D	Indoor		mm	270 × 834 × 215	270 × 834 × 215	270 × 834 × 215	270 × 834 × 215
	Outdoor		mm	542 × 799 × 290	542 × 799 × 290	542 × 799 × 290	542 × 799 × 290
Weight	Indoor		kg	10	10	10	10
	Outdoor		kg	30	30	31	32
Connection Pipe Diameter (Liquid/Gas)			mm	6.35/9.52			
Drain Hose Diameter (I.D./O.D.)				13.8/15.0 to 16.8			
Max. Pipe Length (Pre-Charge)			m	20 (15)			
Max. Height Difference				15			
Operating Range	Cooling		°CDB	-10 to 46			
	Heating			-15 to 24			
Refrigerant	Type (Global Warming Potential)			R32 (675)			
	Charge		kg (CO2eq-T)	0.75 (0.506)	0.75 (0.506)	0.85 (0.574)	0.85 (0.574)

Designer series
High Spec & Design (WLAN adapter Option Models)

Model name	Indoor unit			ASYH07KJCA ASYH07KJCA-B	ASYH09KJCA ASYH09KJCA-B	ASYH12KJCA ASYH12KJCA-B	ASYH14KJCA ASYH14KJCA-B
	Outdoor unit			AOYH07KJCA	AOYH09KJCA	AOYH12KJCA	AOYH14KJCA
Power Source				Single phase, 230V, ~50Hz			
Capacity	Cooling	Rated	kW	2.0	2.5	3.4	4.2
		Min-Max		0.9-3.0	0.9-3.2	0.9-3.9	0.9-4.3
	Heating	Rated		2.5	2.8	4.0	5.2
		Min-Max		0.9-3.6	0.9-4.5	0.9-5.4	0.9-5.9
Input Power	Cooling/Heating		kW	0.400 / 0.500	0.550 / 0.600	0.870 / 0.950	1.260 / 1.400
EER	Cooling		W/W	5.00	4.55	3.91	3.33
COP	Heating			5.00	4.67	4.21	3.71
Pdesign	Cooling/Heating(-10°C)		kW	2.0 / 2.3	2.5 / 2.4	3.4 / 2.5	4.2 / 4.0
SEER	Cooling		W/W	9.60	9.20	8.70	7.90
SCOP	Heating (Average)			5.10	5.10	5.10	4.60
Energy Efficiency Class	Cooling			A+++	A+++	A+++	A++
	Heating (Average)			A+++	A+++	A+++	A++
Max. Operating Current	Cooling/Heating		A	6.5 / 9.0	6.5 / 9.0	6.5 / 9.0	7.0 / 9.0
Annual Energy Consumption	Cooling		kWh/a	73	95	137	186
	Heating			631	658	685	1,216
Moisture Removal			I/h	1.0	1.0	1.5	1.6
Sound Pressure Level	Indoor (Cooling)	H/M/L/Q	dB(A)	36 / 31 / 24 / 19	38 / 31 / 24 / 19	41 / 34 / 25 / 20	45 / 35 / 25 / 20
	Indoor (Heating)	H/M/L/Q		38 / 31 / 24 / 20	38 / 31 / 24 / 20	41 / 34 / 25 / 21	44 / 35 / 25 / 21
	Outdoor(Cooling/Heating)	High		42 / 42	44 / 44	47 / 47	47 / 52
Sound Power Level	Indoor(Cooling/Heating)	High		51 / 52	52 / 52	56 / 56	59 / 59
	Outdoor(Cooling/Heating)	High		55 / 54	56 / 55	58 / 59	59 / 63
Airflow Rate	Indoor / Outdoor (Cooling)	High	m^3/h	540 / 1,390	580 / 1,480	630 / 1,690	720 / 1,690
	Indoor / Outdoor (Heating)	High		580 / 1,350	580 / 1,420	630 / 1,690	720 / 1,860
Net Dimensions H x W x D	Indoor		mm	270 × 798 × 240	270 × 798 × 240	270 × 798 × 240	270 × 798 × 240
	Outdoor		mm	542 × 799 × 290	542 × 799 × 290	542 × 799 × 290	542 × 799 × 290
Weight	Indoor		kg	10	10	10.5	10.5
	Outdoor		kg	30	30	31	31
Connection Pipe Diameter (Liquid / Gas)			mm	6.35 / 9.52	6.35 / 9.52	6.35 / 9.52	6.35 / 9.52
Drain hose Diameter (I.D./O.D.)				13.8 / 15 to 16.8	13.8 / 15 to 16.8	13.8 / 15 to 16.8	13.8 / 15 to 16.8
Max. Pipe Length (Pre-Charge)			m	20 (15)	20 (15)	20 (15)	20 (15)
Max. Height Difference				15	15	15	15
Operating Range	Cooling		°CDB	-10 to 50	-10 to 50	-10 to 50	-10 to 50
	Heating			-20 to 24	-20 to 24	-20 to 24	-20 to 24
Refrigerant	Type (Global Warming Potential)			R32 (675)	R32 (675)	R32 (675)	R32 (675)
	Charge		kg(CO2eq-T)	0.72 (0.486)	0.72 (0.486)	0.87 (0.587)	0.87 (0.587)

Designer series
Cool Beauty Design

Model name	Indoor unit			ASYG07KETE ASYG07KETE-B	ASYG09KETE ASYG09KETE-B	ASYG12KETE ASYG12KETE-B	ASYG14KETE ASYG14KETE-B
	Outdoor unit			AOYG07KETA	AOYG09KETA	AOYG12KETA	AOYG14KETA
Power Source				Single phase, ~230 V, 50 Hz			
Capacity	Cooling	Rated	kW	2.0	2.5	3.4	4.2
		Min.-Max.		0.9 - 3.0	0.9 - 3.2	0.9 - 3.9	0.9 - 4.4
	Heating	Rated		2.5	2.8	4.0	5.4
		Min.-Max.		0.9 - 3.4	0.9 - 4.0	0.9 - 5.3	0.9 - 6.0
Input Power	Cooling/Heating		kW	0.450/0.555	0.630/0.620	0.935/0.960	1.220/1.410
EER	Cooling		W/W	4.43	3.97	3.65	3.44
COP	Heating			4.52	4.52	4.17	3.83
Pdesign	Cooling/Heating (-10°C)		kW	2.0/2.3	2.5/2.4	3.4/2.5	4.2/4.0
SEER	Cooling		W/W	7.40	7.40	7.30	6.90
SCOP	Heating (Average)			4.10	4.10	4.40	4.10
Energy Efficiency Class	Cooling			A++	A++	A++	A++
	Heating (Average)			A+	A+	A+	A+
Max. Operating Current	Cooling/Heating		A	6.5/9.0	6.5/9.0	6.5/9.0	6.5/9.0
Annual Energy Consumption	Cooling		kWh/a	95	118	163	213
	Heating			785	819	795	1,367
Moisture Removal			l/h	1.0	1.3	1.8	2.1
Sound Pressure Level	Indoor (Cooling)	H/M/L/Q	dB(A)	38/33/29/20	40/34/29/20	40/35/30/20	43/36/30/20
	Indoor (Heating)	H/M/L/Q		41/35/31/22	42/36/31/22	42/38/33/22	44/39/33/24
	Outdoor (Cooling/Heating)	High		46/46	46/46	50/50	50/50
Sound Power Level	Indoor (Cooling/Heating)	High		54/56	55/57	55/58	57/59
	Outdoor (Cooling/Heating)	High		61/61	61/62	65/65	65/66
Airflow Rate	Indoor/Outdoor (Cooling)	High	m^3/h	650/1,650	700/1,650	700/1,700	770/1,680
	Indoor/Outdoor (Heating)	High		720/1,450	750/1,450	770/1,470	800/1,580
Net Dimensions H x W x D	Indoor		mm	295 × 950 (wall side: 840) × 230			
	Outdoor		mm	541 × 663 × 290	541 × 663 × 290	541 × 663 × 290	542 × 799 × 290
Weight	Indoor		kg	11	11	11	11.5
	Outdoor		kg	23	23	25	31
Connection Pipe Diameter (Liquid/Gas)			mm	6.35/9.52	6.35/9.52	6.35/9.52	6.35/9.52
Drain Hose Diameter (I.D./O.D.)				13.8/15.0 to 16.8	13.8/15.0 to 16.8	13.8/15.0 to 16.8	13.8/15.0 to 16.8
Max. Pipe Length (Pre-Charge)			m	20 (15)	20 (15)	20 (15)	20 (15)
Max. Height Difference				15	15	15	15
Operating Range	Cooling		°CDB	-10 to 46	-10 to 46	-10 to 46	-10 to 46
	Heating			-15 to 24	-15 to 24	-15 to 24	-15 to 24
Refrigerant	Type (Global Warming Potential)			R32 (675)	R32 (675)	R32 (675)	R32 (675)
	Charge		kg (CO2eq-T)	0.6 (0.405)	0.6 (0.405)	0.7 (0.473)	0.85 (0.574)

Standard series
High-Efficiency & Comfort

Model name	Indoor unit	WLAN Adapter Internal Models		ASYG07KMCF	ASYG09KMCF	ASYG12KMCF	ASYG14KMCF
		WLAN Adapter Option Models		ASYG07KMCE	ASYG09KMCE	ASYG12KMCE	ASYG14KMCE
	Outdoor unit			AOYG07KMCC	AOYG09KMCC	AOYG12KMCC	AOYG14KMCC
Power Source				Single phase, ~230 V, 50 Hz			
Capacity	Cooling	Rated	kW	2.0	2.5	3.4	4.2
		Min.-Max.		0.9-3.0	0.9-3.2	0.9-3.9	0.9-4.4
	Heating	Rated		2.5	2.8	4.0	5.4
		Min.-Max.		0.9-3.4	0.9-4.0	0.9-5.3	0.9-6.0
Input Power	Cooling/Heating		kW	0.450/0.555	0.630/0.620	0.935/0.960	1.220/1.410
EER	Cooling		W/W	4.43	3.97	3.65	3.44
COP	Heating			4.52	4.52	4.17	3.83
Pdesign	Cooling/Heating (-10°C)		kW	2.0/2.3	2.5/2.4	3.4/2.5	4.2/4.0
SEER	Cooling		W/W	7.40	7.40	7.30	6.90
SCOP	Heating (Average)			4.10	4.10	4.40	4.10
Energy Efficiency Class	Cooling			A++	A++	A++	A++
	Heating (Average)			A+	A+	A+	A+
Max. Operating Current	Cooling/Heating		A	6.5/9.0	6.5/9.0	6.5/9.0	6.5/9.0
Annual Energy Consumption	Cooling		kWh/a	95	118	163	213
	Heating			785	819	795	1367
Moisture Removal			l/h	1.0	1.3	1.8	2.1
Sound Pressure Level	Indoor (Cooling)	H/M/L/Q	dB(A)	38/33/29/20	40/34/29/20	40/35/30/20	43/36/30/20
	Indoor (Heating)	H/M/L/Q		41/35/31/22	42/36/31/22	42/38/33/22	44/39/33/24
	Outdoor (Cooling/Heating)	High		46/46	46/46	50/50	50/50
Sound Power Level	Indoor (Cooling/Heating)	High		54/56	55/57	55/58	57/59
	Outdoor (Cooling/Heating)	High		61/61	61/62	65/65	65/66
Airflow Rate	Indoor/Outdoor (Cooling)	High	m^3/h	650/1,650	700/1,650	700/1,700	770/1,680
	Indoor/Outdoor (Heating)	High		720/1,450	750/1,450	780/1,470	820/1,580
Net Dimensions H x W x D	Indoor		mm	270 × 834 × 222	270 × 834 × 222	270 × 834 × 222	270 × 834 × 222
	Outdoor		mm	541 × 663 × 290	541 × 663 × 290	541 × 663 × 290	542 × 799 × 290
Weight	Indoor		kg	10	10	10	10
	Outdoor		kg	22	22	24	31
Connection Pipe Diameter (Liquid/Gas)			mm	6.35/9.52	6.35/9.52	6.35/9.52	6.35/9.52
Drain Hose Diameter (I.D./O.D.)				13.8/15.0 to 16.8	13.8/15.0 to 16.8	13.8/15.0 to 16.8	13.8/15.0 to 16.8
Max. Pipe Length (Pre-Charge)			m	20 (15)	20 (15)	20 (15)	20 (15)
Max. Height Difference				15	15	15	15
Operating Range	Cooling		°CDB	-10 to 46	-10 to 46	-10 to 46	-10 to 46
	Heating			-15 to 24	-15 to 24	-15 to 24	-15 to 24
Refrigerant	Type (Global Warming Potential)			R32 (675)	R32 (675)	R32 (675)	R32 (675)
	Charge		kg (CO2eq-T)	0.6 (0.405)	0.6 (0.405)	0.7 (0.473)	0.85 (0.574)



ECO Series Lineup Specifications

Compact Cassette

For more information and
the latest updates, click here

Model name	Indoor unit			AUXG09KVLA	AUXG12KVLA	AUXG14KVLA	AUXG18KVLA	AUXG22KVLA	AUXG24KVLA
	Outdoor unit			AOEG09KATA	AOEG12KATA	AOEG14KATA	AOEG18KATA	AOEG22KATA	AOEG24KATA
Power Source				Single phase, ~230 V, 50 Hz					
Capacity	Cooling	Rated	kW	2.5	3.5	4.3	5.2	6.0	6.8
		Min.-Max.		0.9-2.7	0.9-3.7	0.9-4.5	0.9-5.4	0.9-6.3	0.9-7.4
	Heating	Rated		3.2	4.1	5.0	6.0	7.0	7.5
		Min.-Max.		0.9-3.9	0.9-4.4	0.9-5.3	0.9-6.3	0.9-7.4	0.9-8.6
Input Power	Cooling/Heating		kW	0.68/0.88	1.09/1.17	1.37/1.42	1.69/1.72	1.95/2.00	2.26/2.08
EER	Cooling		W/W	3.68	3.21	3.14	3.08	3.08	3.01
COP	Heating			3.64	3.50	3.52	3.49	3.50	3.61
Pdesign	Cooling/Heating (-10°C)		kW	2.5/2.3	3.5/2.8	4.3/3.2	5.2/3.8	6.0/4.4	6.8/5.4
SEER	Cooling		W/W	6.2	6.1	6.1	6.1	6.1	5.9
SCOP	Heating			4.0	4.0	4.0	3.9	3.9	3.8
Energy Efficiency Class	Cooling			A++	A++	A++	A++	A++	A+
	Heating			A+	A+	A+	A	A	A
Max. Operating Current	Cooling/Heating		A	6.9/6.9	7.7/7.7	9.2/9.2	10.1/10.1	11.6/11.6	12.6/12.6
Annual Energy Consumption	Cooling		kWh/a	141	201	247	298	344	403
	Heating			804	979	1,120	1,362	1,578	1,988
Sound Pressure Level	Indoor (Cooling)	H/M/L/Q	dB(A)	33/31/29/27	37/34/30/27	38/34/30/27	38/34/30/26	44/42/36/30	49/44/36/30
	Indoor (Heating)	H/M/L/Q		34/32/29/27	37/34/31/29	43/38/34/30	43/38/34/30	45/43/40/33	49/45/40/33
Sound Power Level	Outdoor (Cooling/Heating)	High		47/48	49/50	50/51	51/52	52/53	54/55
	Indoor (Cooling/Heating)	High		46/47	49/49	50/55	50/55	56/57	59/61
	Outdoor (Cooling/Heating)	High		60/60	62/62	63/63	63/64	64/65	66/67
Airflow Rate	Indoor/Outdoor (Cooling)	High	m^3/h	540/1,610	600/1,630	680/1,670	680/1,710	830/2,240	930/2,885
	Indoor/Outdoor (Heating)	High		540/1,550	600/1,410	800/1,580	800/1,840	860/2,240	930/2,350
Net Dimensions H x W x D	Indoor		mm	245 × 570 × 570	245 × 570 × 570	245 × 570 × 570	245 × 570 × 570	245 × 570 × 570	245 × 570 × 570
	Outdoor		mm	541 × 663 × 290	541 × 663 × 290	542 × 799 × 290	542 × 799 × 290	632 × 799 × 290	632 × 799 × 290
Weight	Indoor/Outdoor		kg	15/23	15/25	15/32	15/33	16/36	16/38
Connection Pipe Diameter (Liquid/Gas)			mm	6.35/9.52	6.35/9.52	6.35/9.52	6.35/12.70	6.35/12.70	6.35/12.70
Max. Pipe Length (Pre-Charge)			m	15 (15)	15 (15)	20 (15)	20 (15)	25 (15)	25 (20)
Operating Range	Cooling		°CDB	-10 to 46	-10 to 46	-10 to 46	-10 to 46	-10 to 46	-10 to 46
	Heating			-15 to 24	-15 to 24	-15 to 24	-15 to 24	-15 to 24	-15 to 24
Refrigerant	Type (Global Warming Potential)			R32 (675)	R32 (675)	R32 (675)	R32 (675)	R32 (675)	R32 (675)
Cassette Grille	Model name			UTG-UFYF-W	UTG-UFYF-W	UTG-UFYF-W	UTG-UFYF-W	UTG-UFYF-W	UTG-UFYF-W
	Dimensions (H × W × D)		mm	49 × 620 × 620	49 × 620 × 620	49 × 620 × 620	49 x 620 x 620	49 × 620 × 620	49 × 620 × 620
	Weight		kg	2.3	2.3	2.3	2.3	2.3	2.3

Circular Cassette (Slim type)

For more information and
the latest updates, click here

Model name	Indoor unit			AUXG18KRLB	AUXG22KRLB	AUXG24KRLB
	Outdoor unit			AOEG18KATA	AOEG22KATA	AOEG24KATA
Power Source				Single phase, ~230 V, 50 Hz		
Capacity	Cooling	Rated	kW	5.2	6.0	6.8
		Min.-Max.		0.9-5.4	0.9-6.3	0.9-7.4
	Heating	Rated		6.0	7.0	7.5
		Min.-Max.		0.9-6.3	0.9-7.4	0.9-8.6
Input Power	Cooling/Heating		kW	1.60/1.66	1.85/1.93	2.12/1.97
EER	Cooling		W/W	3.25	3.24	3.21
COP	Heating			3.61	3.63	3.81
Pdesign	Cooling/Heating (-10°C)		kW	5.2/3.8	6.0/4.4	6.8/5.4
SEER	Cooling		W/W	6.2	6.2	6.1
SCOP	Heating			4.1	4.1	4.0
Energy Efficiency Class	Cooling			A++	A++	A++
	Heating			A+	A+	A+
Max. Operating Current	Cooling/Heating		A	10.1/10.1	11.6/11.6	12.6/12.6
Annual Energy Consumption	Cooling		kWh/a	293	338	390
	Heating			1,297	1,502	1,887
Sound Pressure Level	Indoor (Cooling)	H/M/L/Q	dB(A)	33/32/31/28	33/32/31/28	35/33/32/29
	Indoor (Heating)	H/M/L/Q		33/32/31/28	33/32/31/28	35/33/32/29
Sound Power Level	Outdoor (Cooling/Heating)	High		51/52	52/53	54/55
	Indoor (Cooling/Heating)	High		47/47	49/49	49/49
	Outdoor (Cooling/Heating)	High		63/64	64/65	66/67
Airflow Rate	Indoor/Outdoor (Cooling)	High	m^3/h	1,050/1,710	1,050/2,240	1,150/2,885
	Indoor/Outdoor (Heating)	High		1,050/1,840	1,050/2,240	1,150/2,350
Net Dimensions H x W x D	Indoor		mm	246 × 840 × 840	246 × 840 × 840	246 × 840 × 840
	Outdoor		mm	542 × 799 × 290	632 × 799 × 290	632 × 799 × 290
Weight	Indoor/Outdoor		kg	23/33	23/36	24/38
Connection Pipe Diameter (Liquid/Gas)			mm	6.35/12.70	6.35/12.70	6.35/12.70
Max. Pipe Length (Pre-Charge)			m	20 (15)	25 (15)	25 (20)
Operating Range	Cooling		°CDB	-10 to 46	-10 to 46	-10 to 46
	Heating			-15 to 24	-15 to 24	-15 to 24
Refrigerant	Type (Global Warming Potential)			R32 (675)	R32 (675)	R32 (675)
Cassette Grille	Model name			UTG-UKYA-W: White wired remote controller (touch panel) UTG-UKYC-W: White/UTG-UKYA-B*1: Black		
	Dimensions (H × W × D)		mm	53 × 950 × 950	53 × 950 × 950	53 × 950 × 950
	Weight		kg	6.0	6.0	6.0

*1: IR Receiver Kit and Occupancy Sensor Kit cannot be connected.

Circular Cassette (Large type)

For more information and
the latest updates, click here

Model name	Indoor unit			AUXG30KRLB	AUXG36KRLB	AUXG45KRLB	AUXG54KRLB	AUXG36KRLB	AUXG45KRLB	AUXG54KRLB
	Outdoor unit			AOEG30KATA	AOEG36KATA	AOEG45KATA	AOEG54KATA	AOEG36KQTA	AOEG45KQTA	AOEG54KQTA
Power Source				Single phase, ~230 V, 50 Hz				3-phase, ~400 V, 50 Hz		
Capacity	Cooling	Rated	kW	8.5	9.5	12.1	13.4	9.5	12.1	13.4
		Min.-Max.		2.8-9.6	2.8-10.6	4.0-12.6	4.5-13.8	2.8-10.6	4.0-12.6	4.5-13.8
	Heating	Rated		10.0	10.8	13.5	13.7	10.8	13.5	13.7
		Min.-Max.		2.7-10.8	2.7-12.5	4.2-15.0	4.7-16.0	2.7-12.5	4.2-15.0	4.7-16.0
Input Power	Cooling/Heating		kW	2.56/2.64	3.06/2.58	4.32/3.77	4.87/4.86	3.06/2.58	4.32/3.77	4.87/4.86
EER	Cooling		W/W	3.32	3.10	2.80	2.75	3.10	2.80	2.75
COP	Heating			3.79	4.19	3.58	3.19	4.19	3.58	3.19
Pdesign	Cooling/Heating (-10°C)		kW	8.5/8.0	9.5/8.7	12.1/9.2	13.4/9.5	9.5/8.7	12.1/9.2	13.4/9.5
SEER	Cooling		W/W	6.1	6.1	5.40	6.00	6.1	5.40	6.00
SCOP	Heating			4.0	4.0	3.80	3.85	4.0	3.80	3.85
Energy Efficiency Class	Cooling			A++	A++	-	-	A++	-	-
	Heating			A+	A+	-	-	A+	-	-
ηc			%	-	-	213.0	237.0	-	213.0	237.0
ηh				-	-	149.0	151.0	-	149.0	151.0
Max. Operating Current	Cooling/Heating		A	22.5/22.5	22.5/22.5	28.1/28.1	28.1/28.1	10.5/10.5	13.6/13.6	13.6/13.6
Annual Energy Consumption	Cooling		kWh/a	488	545	-	-	545	-	-
	Heating			2,794	3,044	-	-	3,044	-	-
Sound Pressure Level	Indoor (Cooling)	H/M/L/Q	dB(A)	40/38/36/33	44/41/38/34	46/42/39/35	47/43/40/36	44/41/38/34	46/42/39/35	47/43/40/36
	Indoor (Heating)	H/M/L/Q		40/38/36/33	44/41/38/34	46/42/39/35	47/43/40/36	44/41/38/34	46/42/39/35	47/43/40/36
Sound Power Level	Outdoor (Cooling/Heating)	High		53/55	55/55	58/59	58/61	55/55	60/60	61/61
	Indoor (Cooling/Heating)	High		54/54	58/58	60/60	61/61	58/58	-/-	-/-
	Outdoor (Cooling/Heating)	High		68/69	70/70	72/73	74/75	70/70	72/73	74/75
Airflow Rate	Indoor/Outdoor (Cooling)	High	m^3/h	1,600/3,750	1,870/3,750	2,000/4,450	2,100/4,450	1,870/3,750	2,000/4,450	2,100/4,450
	Indoor/Outdoor (Heating)	High		1,600/3,750	1,870/3,750	2,000/4,450	2,100/4,780	1,870/3,750	2,000/4,450	2,100/4,780
Net Dimensions H x W x D	Indoor		mm	288 × 840 × 840	288 × 840 × 840	288 × 840 × 840	288 × 840 × 840	288 × 840 × 840	288 × 840 × 840	288 × 840 × 840
	Outdoor		mm	788 × 940 × 320	788 × 940 × 320	998 × 940 × 320	998 × 940 × 320	788 × 940 × 320	998 × 940 × 320	998 × 940 × 320
Weight	Indoor/Outdoor		kg	26/52	29/52	29/61	29/63	29/53	29/62	29/63
Connection Pipe Diameter (Liquid/Gas)			mm	9.52/15.88	9.52/15.88	9.52/15.88	9.52/15.88	9.52/15.88	9.52/15.88	9.52/15.88
Max. Pipe Length (Pre-Charge)			m	30 (30)	30 (30)	30 (30)	30 (30)	30 (30)	30 (30)	30 (30)
Operating Range	Cooling		°CDB	-10 to 46	-10 to 46	-10 to 46	-10 to 46	-10 to 46	-10 to 46	-10 to 46
	Heating			-15 to 24	-15 to 24	-15 to 24	-15 to 24	-15 to 24	-15 to 24	-15 to 24
Refrigerant	Type (Global Warming Potential)			R32 (675)	R32 (675)	R32 (675)	R32 (675)	R32 (675)	R32 (675)	R32 (675)
Cassette Grille	Model name			UTG-UKYA-W: White wired remote controller (touch panel) UTG-UKYC-W: White/UTG-UKYA-B*1: Black						
	Dimensions (H × W × D)		mm	53 × 950 × 950	53 × 950 × 950	53 × 950 × 950	53 × 950 × 950	53 × 950 × 950	53 × 950 × 950	53 × 950 × 950
	Weight		kg	6.0	6.0	6.0	6.0	6.0	6.0	6.0

*1: IR Receiver Kit and Occupancy Sensor Kit cannot be connected.

Slim Duct

For more information and
the latest updates, click here



Model name	Indoor unit			ARXG09KLLAP	ARXG12KLLAP	ARXG14KLLAP	ARXG18KLLAP
	Outdoor unit			AOEG09KATA	AOEG12KATA	AOEG14KATA	AOEG18KATA
Power Source				Single phase, ~230 V, 50 Hz			
Capacity	Cooling	Rated	kW	2.5	3.5	4.3	5.2
		Min.-Max.		0.9-2.7	0.9-3.7	0.9-4.5	0.9-5.4
	Heating	Rated		3.2	4.1	5.0	6.0
		Min.-Max.		0.9-3.9	0.9-4.4	0.9-5.3	0.9-6.3
Input Power	Cooling/Heating		kW	0.69/0.88	1.09/1.17	1.37/1.42	1.66/1.71
EER	Cooling		W/W	3.62	3.21	3.14	3.13
COP	Heating			3.64	3.50	3.52	3.51
Pdesign	Cooling/Heating (-10°C)		kW	2.5/2.3	3.5/2.8	4.3/3.2	5.2/3.8
SEER	Cooling		W/W	5.9	5.8	5.6	5.8
SCOP	Heating			3.8	3.8	3.8	3.8
Energy Efficiency Class	Cooling			A+	A+	A+	A+
	Heating			A	A	A	A
Max. Operating Current	Cooling/Heating		A	6.9/6.9	7.7/7.7	9.2/9.2	10.1/10.1
Annual Energy Consumption	Cooling		kWh/a	148	211	269	313
	Heating			847	1,031	1,177	1,398
Sound Pressure Level	Indoor (Cooling)	H/M/L/Q	dB(A)	28/27/26/25	29/28/26/25	32/30/28/26	32/30/29/27
	Indoor (Heating)	H/M/L/Q		28/26/25/24	29/28/26/24	32/30/28/25	32/30/29/27
Sound Power Level	Outdoor (Cooling/Heating)	High		47/48	49/50	50/51	51/52
	Indoor (Cooling/Heating)	High		57/57	58/58	60/60	58/58
	Outdoor (Cooling/Heating)	High		60/60	62/62	63/63	63/64
Airflow Rate	Indoor/Outdoor (Cooling)	High	m^3/h	600/1,610	650/1,630	800/1,670	940/1,710
	Indoor/Outdoor (Heating)	High		600/1,550	650/1,410	800/1,580	940/1,840
Static pressure range (Standard)			Pa	0 to 90 (25)	0 to 90 (25)	0 to 90 (25)	0 to 90 (25)
Net Dimensions H x W x D	Indoor		mm	198 × 700 × 620	198 × 700 × 620	198 × 700 × 620	198 × 900 × 620
	Outdoor		mm	541 × 663 × 290	541 × 663 × 290	542 × 799 × 290	542 × 799 × 290
Weight	Indoor/Outdoor		kg	17/23	17/25	17/32	20/33
Connection Pipe Diameter (Liquid/Gas)			mm	6.35/9.52	6.35/9.52	6.35/9.52	6.35/12.70
Max. Pipe Length (Pre-Charge)			m	15 (15)	15 (15)	20 (15)	20 (15)
Operating Range	Cooling		°CDB	-10 to 46	-10 to 46	-10 to 46	-10 to 46
	Heating			-15 to 24	-15 to 24	-15 to 24	-15 to 24
Refrigerant	Type (Global Warming Potential)			R32 (675)	R32 (675)	R32 (675)	R32 (675)

Medium Static Pressure Duct (High-Efficiency & Comfort)

For more information and
the latest updates, click here



Model name	Indoor unit			ARXH12KMTAP	ARXH14KMTAP	ARXH18KMTAP	ARXH22KMTAP	ARXH24KMTAP
	Outdoor unit			AOEG12KATA	AOEG14KATA	AOEG18KATA	AOEG22KATA	AOEG24KATA
Power Source				Single phase, ~230 V, 50 Hz				
Capacity	Cooling	Rated	kW	3.5	4.3	5.2	6.0	6.8
		Min.-Max.		0.9-3.7	0.9-4.5	0.9-5.4	0.9-6.3	0.9-7.4
	Heating	Rated		4.1	5.0	6.0	7.0	7.5
		Min.-Max.		0.9-4.4	0.9-5.3	0.9-6.3	0.9-7.4	0.9-8.6
Input Power	Cooling/Heating		kW	1.060 / 1.170	1.340 / 1.420	1.730 / 1.820	1.85 / 1.97	2.06 / 1.97
EER	Cooling		W/W	3.30	3.21	3.00	3.24	3.30
COP	Heating			3.50	3.52	3.30	3.55	3.81
Pdesign	Cooling/Heating (-10°C)		kW	3.5 / 2.8	4.3 / 3.2	5.2 / 3.8	6.0 / 4.4	6.8 / 5.4
SEER	Cooling		W/W	6.00	5.80	5.90	6.00	6.00
SCOP	Heating (Average)			3.90	3.90	3.90	3.90	3.90
Energy Efficiency Class	Cooling			A+	A+	A+	A+	A+
	Heating (Average)			A	A	A	A	A
Max. Operating Current	Cooling/Heating		A	7.7 / 7.7	9.2 / 9.2	10.1 / 10.1	11.6 / 11.6	12.6 / 12.6
Annual Energy Consumption	Cooling		kWh/a	212	267	316	358	405
	Heating			1,005	1,148	1,363	1,578	1,936
Sound Pressure Level	Indoor (Cooling)	H/M/L/Q	dB(A)	29 / 27 / 25 / 23	32 / 29 / 27 / 25	33 / 30 / 28 / 26	32 / 28 / 25 / 24	34 / 30 / 28 / 26
	Indoor (Heating)	H/M/L/Q		29 / 27 / 25 / 23	32 / 29 / 27 / 25	33 / 30 / 28 / 26	32 / 28 / 25 / 24	34 / 30 / 28 / 26
	Outdoor (Cooling/Heating)	High		49 / 50	50 / 51	51 / 52	52 / 53	54 / 55
Sound Power Level	Indoor (Cooling/Heating)	High		58 / 58	59 / 59	60 / 60	58 / 58	60 / 60
	Outdoor (Cooling/Heating)	High		62 / 62	63 / 63	63 / 64	64 / 65	66 / 67
Airflow Rate	Indoor/Outdoor (Cooling)	High	m^3/h	650 / 1,630	800 / 1,670	840 / 1,710	1,150 / 2,240	1,230 / 2,885
	Indoor/Outdoor (Heating)	High		650 / 1,410	800 / 1,580	840 / 1,840	1,150 / 2,240	1,230 / 2,350
Static pressure range (Standard)			Pa	30 to 150 (40)	30 to 150 (40)	30 to 150 (40)	30 to 150 (40)	30 to 150 (50)
Net Dimensions H x W x D	Indoor		mm	240 × 700 × 700	240 × 700 × 700	240 × 700 × 700	240 × 1,000 × 700	240 × 1,000 × 700
	Outdoor		mm	541 × 663 × 290	542 × 799 × 290	542 × 799 × 290	632 × 799 × 290	632 × 799 × 290
Weight	Indoor/Outdoor		kg	24/25	24/32	24/33	31/36	31/38
Connection Pipe Diameter (Liquid/Gas)			mm	6.35 / 9.52	6.35 / 9.52	6.35 / 12.7	6.35 / 12.70	6.35 / 12.70
Max. Pipe Length (Pre-Charge)			m	15 (15)	20 (15)	20 (15)	25 (15)	25 (20)
Operating Range	Cooling		°CDB	-10 to 46	-10 to 46	-10 to 46	-10 to 46	-10 to 46
	Heating			-15 to 24	-15 to 24	-15 to 24	-15 to 24	-15 to 24
Refrigerant	Type (Global Warming Potential)			R32 (675)	R32 (675)	R32 (675)	R32 (675)	R32 (675)

Medium Static Pressure Duct (High-Efficiency & Comfort)

For more information and
the latest updates, click here

Model name	Indoor unit			ARXH30KMTAP	ARXH36KMTAP	ARXH45KMTAP	ARXH36KMTAP	ARXH45KMTAP
	Outdoor unit			AOEG30KATA	AOEG36KATA	AOEG45KATA	AOEG36KQTA	AOEG45KQTA
Power Source				Single phase, ~230 V, 50 Hz			3-phase, ~400 V, 50 Hz	
Capacity	Cooling	Rated	kW	8.5	9.5	12.1	9.5	12.1
		Min.-Max.		2.8-9.6	2.8-10.6	4.0-12.6	2.8-10.6	4.0-12.6
	Heating	Rated		10.0	10.8	13.5	10.8	13.5
		Min.-Max.		2.7-10.8	2.7-12.5	4.2-15.0	2.7-12.5	4.2-15.0
Input Power	Cooling/Heating		kW	2.69 / 2.63	3.13 / 2.88	4.84 / 4.18	3.13 / 2.88	4.84 / 4.18
EER	Cooling		W/W	3.16	3.04	2.50	3.04	2.50
COP	Heating			3.80	3.75	3.23	3.75	3.23
Pdesign	Cooling/Heating (-10°C)		kW	8.5 / 8.0	9.5 / 8.7	12.1 / 9.2	9.5 / 8.7	12.1 / 9.2
SEER	Cooling		W/W	5.80	5.60	4.90	5.60	4.90
SCOP	Heating (Average)			3.90	3.90	3.80	3.90	3.80
Energy Efficiency Class	Cooling			A+	A+	-	A+	-
	Heating (Average)			A	A	-	A	-
ηc			%	-	-	193.0	-	193.0
ηh				-	-	149.0	-	149.0
Max. Operating Current	Cooling/Heating		A	22.5 / 22.5	22.5 / 22.5	28.1 / 28.1	10.5 / 10.5	13.6 / 13.6
Annual Energy Consumption	Cooling		kWh/a	520	601	-	601	-
	Heating			2,867	3,118	-	3,118	-
Sound Pressure Level	Indoor (Cooling)	H/M/L/Q	dB(A)	38 / 34 / 31 / 28	38 / 34 / 31 / 28	40 / 36 / 32 / 29	38 / 34 / 31 / 28	40 / 36 / 32 / 29
	Indoor (Heating)	H/M/L/Q		38 / 34 / 31 / 28	38 / 34 / 31 / 28	40 / 36 / 32 / 29	38 / 34 / 31 / 28	40 / 36 / 32 / 29
	Outdoor (Cooling/Heating)	High		53 / 55	55 / 55	58 / 59	55 / 55	58 / 59
Sound Power Level	Indoor (Cooling/Heating)	High		64 / 64	65 / 65	67 / 67	65 / 65	67 / 67
	Outdoor (Cooling/Heating)	High		68 / 69	70 / 70	72 / 73	70 / 70	72 / 73
Airflow Rate	Indoor/Outdoor (Cooling)	High	m^3/h	1,950 / 3,750	2,070 / 3,750	2,160 / 4,450	2,070 / 3,750	2,160 / 4,450
	Indoor/Outdoor (Heating)	High		1,950 / 3,750	2,070 / 3,750	2,160 / 4,450	2,070 / 3,750	2,160 / 4,450
Static pressure range (Standard)			Pa	30 to 150 (50)	30 to 150 (50)	30 to 150 (60)	30 to 150 (50)	30 to 150 (60)
Net Dimensions H x W x D	Indoor		mm	240 × 1,400 × 700	240 × 1,400 × 700	240 × 1,400 × 700	240 × 1,400 × 700	240 × 1,400 × 700
	Outdoor		mm	788 × 940 × 320	788 × 940 × 320	998 × 940 × 320	788 × 940 × 320	998 × 940 × 320
Weight	Indoor/Outdoor		kg	42/52	42/52	42/61	42/53	42/62
Connection Pipe Diameter (Liquid/Gas)			mm	9.52 / 15.88	9.52 / 15.88	9.52 / 15.88	9.52 / 15.88	9.52 / 15.88
Max. Pipe Length (Pre-Charge)			m	30 (30)	30 (30)	30 (30)	30 (30)	30 (30)
Operating Range	Cooling		°CDB	-10 to 46	-10 to 46	-10 to 46	-10 to 46	-10 to 46
	Heating			-15 to 24	-15 to 24	-15 to 24	-15 to 24	-15 to 24
Refrigerant	Type (Global Warming Potential)			R32 (675)	R32 (675)	R32 (675)	R32 (675)	R32 (675)

Medium Static Pressure Duct (Standard)

For more information and
the latest updates, click here

Model name	Indoor unit			ARXG22KMLB	ARXG24KMLA	ARXG30KMLA	ARXG36KMLA	ARXG45KMLA	ARXG36KMLA	ARXG45KMLA
	Outdoor unit			AOEG22KATA	AOEG24KATA	AOEG30KATA	AOEG36KATA	AOEG45KATA	AOEG36KQTA	AOEG45KQTA
Power Source				Single phase, ~230 V, 50 Hz					3-phase, ~400 V, 50 Hz	
Capacity	Cooling	Rated	kW	6.0	6.8	8.5	9.5	12.1	9.5	12.1
		Min.-Max.		0.9-6.3	0.9-7.4	2.8-9.6	2.8-10.6	4.0-12.6	2.8-10.6	4.0-12.6
	Heating	Rated		7.0	7.5	10.0	10.8	13.5	10.8	13.5
		Min.-Max.		0.9-7.4	0.9-8.6	2.7-10.8	2.7-12.5	4.2-15.0	2.7-12.5	4.2-15.0
Input Power	Cooling/Heating		kW	1.92/2.00	2.19/2.00	2.78/2.77	3.13/3.03	4.84/4.18	3.13/3.03	4.84/4.18
EER	Cooling		W/W	3.13	3.11	3.06	3.04	2.50	3.04	2.50
COP	Heating			3.50	3.75	3.61	3.56	3.23	3.56	3.23
Pdesign	Cooling/Heating (-10°C)		kW	6.0/4.4	6.8/5.4	8.5/8.0	9.5/8.7	12.1/9.2	9.5/8.7	12.1/9.2
SEER	Cooling		W/W	5.8	5.9	5.8	5.6	4.85	5.6	4.85
SCOP	Heating			3.8	3.9	3.9	3.9	3.55	3.9	3.55
Energy Efficiency Class	Cooling			A+	A+	A+	A+	-	A+	-
	Heating			A	A	A	A	-	A	-
ηc			%	-	-	-	-	191.0	-	191.0
ηh				-	-	-	-	139.0	-	139.0
Max. Operating Current	Cooling/Heating		A	11.6/11.6	12.6/12.6	22.5/22.5	22.5/22.5	28.1/28.1	10.5/10.5	13.6/13.6
Annual Energy Consumption	Cooling		kWh/a	362	403	513	594	-	594	-
	Heating			1,620	1,935	2,871	3,122	-	3,122	-
Sound Pressure Level	Indoor (Cooling)	H/M/L/Q	dB(A)	31/29/27/25	31/29/27/25	39/35/30/26	39/35/30/26	42/38/32/28	39/35/30/26	42/38/32/28
	Indoor (Heating)	H/M/L/Q		31/29/27/25	31/29/27/25	42/35/30/26	42/35/30/26	42/38/32/28	42/35/30/26	42/38/32/28
	Outdoor (Cooling/Heating)	High		52/53	54/55	53/55	55/55	58/59	55/55	58/59
Sound Power Level	Indoor (Cooling/Heating)	High		60/62	60/62	65/69	65/70	68/70	65/70	68/70
	Outdoor (Cooling/Heating)	High		64/65	66/67	68/69	70/70	72/73	70/70	72/73
Airflow Rate	Indoor/Outdoor (Cooling)	High	m^3/h	1,100/2,240	1,100/2,885	1,900/3,750	1,900/3,750	2,100/4,450	1,900/3,750	2,100/4,450
	Indoor/Outdoor (Heating)	High		1,100/2,240	1,100/2,350	2,100/3,750	2,100/3,750	2,100/4,450	2,100/3,750	2,100/4,450
Static pressure range (Standard)			Pa	30 - 150 (35)	30 - 150 (35)	30 - 150 (47)	30 - 150 (47)	30 - 150 (60)	30 - 150 (47)	30 - 150 (60)
Net Dimensions H x W x D	Indoor		mm	270 × 1,135 × 700	270 × 1,135 × 700	270 × 1,135 × 700	270 × 1,135 × 700	270 × 1,135 × 700	270 × 1,135 × 700	270 × 1,135 × 700
	Outdoor		mm	632 × 799 × 290	632 × 799 × 290	788 × 940 × 320	788 × 940 × 320	998 × 940 × 320	788 × 940 × 320	998 × 940 × 320
Weight	Indoor/Outdoor		kg	35/36	35/38	38/52	38/52	39/61	38/53	39/62
Connection Pipe Diameter (Liquid/Gas)			mm	6.35/12.70	6.35/12.70	9.52/15.88	9.52/15.88	9.52/15.88	9.52/15.88	9.52/15.88
Max. Pipe Length (Pre-Charge)			m	25 (15)	25 (20)	30 (30)	30 (30)	30 (30)	30 (30)	30 (30)
Operating Range	Cooling		°CDB	-10 to 46	-10 to 46	-10 to 46	-10 to 46	-10 to 46	-10 to 46	-10 to 46
	Heating			-15 to 24	-15 to 24	-15 to 24	-15 to 24	-15 to 24	-15 to 24	-15 to 24
Refrigerant	Type (Global Warming Potential)			R32 (675)	R32 (675)	R32 (675)	R32 (675)	R32 (675)	R32 (675)	R32 (675)

Ceiling

For more information and
the latest updates, click here

Model name	Indoor unit			ABEG18KRTA	ABEG22KRTA	ABEG24KRTA	ABEG30KRTA	ABEG36KRTA	ABEG45KRTA	ABEG36KRTA	ABEG45KRTA
	Outdoor unit			AOEG18KATA	AOEG22KATA	AOEG24KATA	AOEG30KATA	AOEG36KATA	AOEG45KATA	AOEG36KQTA	AOEG45KQTA
Power Source				Single phase, ~230 V, 50 Hz						3-phase, ~400 V, 50 Hz	
Capacity	Cooling	Rated	kW	5.2	6.0	6.8	8.5	9.5	12.1	9.5	12.1
		Min.-Max.		0.9-5.4	0.9-6.3	0.9-7.4	2.8-9.6	2.8-10.6	4.0-12.6	2.8-10.6	4.0-12.6
	Heating	Rated		6.0	7.0	7.5	10.0	10.8	13.5	10.8	13.5
		Min.-Max.		0.9-6.3	0.9-7.4	0.9-8.6	2.7-10.8	2.7-12.5	4.2-15.0	2.7-12.5	4.2-15.0
Input Power	Cooling/Heating		kW	1.66/1.71	1.95/2.09	2.19/2.00	2.78/2.86	3.13/3.03	4.84/4.18	3.13/3.03	4.84/4.18
EER	Cooling		W/W	3.13	3.08	3.11	3.06	3.04	2.50	3.04	2.50
COP	Heating			3.51	3.35	3.75	3.5	3.56	3.23	3.56	3.23
Pdesign	Cooling/Heating (-10°C)		kW	5.2/3.8	6.0/4.4	6.8/5.4	8.5/8.0	9.5/8.7	12.1/9.2	9.5/8.7	12.1/9.2
SEER	Cooling		W/W	5.8	5.6	6.0	5.8	5.6	5.20	5.6	5.20
SCOP	Heating			3.8	3.8	3.9	3.9	3.9	3.80	3.9	3.80
Energy Efficiency Class	Cooling			A+	A+	A+	A+	A+	-	A+	-
	Heating			A	A	A	A	A	-	A	-
ηc			%	-	-	-	-	-	205.0	-	205.0
ηh				-	-	-	-	-	149.0	-	149.0
Max. Operating Current	Cooling/Heating		A	10.1/10.1	11.6/11.6	12.6/12.6	22.5/22.5	22.5/22.5	28.1/28.1	10.5/10.5	13.6/13.6
Annual Energy Consumption	Cooling		kWh/a	538	375	679	512	594	-	594	-
	Heating			1,398	1,618	1,935	2,871	3,117	-	3,117	-
Sound Pressure Level	Indoor (Cooling)	H/M/L/Q	dB(A)	38/36/33/31	42/37/34/31	41/36/32/29	45/40/35/32	44/40/37/32	45/41/39/34	44/40/37/32	45/41/39/34
	Indoor (Heating)	H/M/L/Q		38/36/33/31	42/37/34/31	41/36/32/29	45/40/35/32	44/40/37/32	45/41/39/34	44/40/37/32	45/41/39/34
	Outdoor (Cooling/Heating)	High		51/52	52/53	54/55	53/55	55/55	58/59	55/55	58/59
Sound Power Level	Indoor (Cooling/Heating)	High		53/53	57/57	56/56	60/60	59/59	60/60	59/59	60/60
	Outdoor (Cooling/Heating)	High		63/64	64/65	66/67	68/69	70/70	72/73	70/70	72/73
Airflow Rate	Indoor/Outdoor (Cooling)	High	m3/h	840/1,710	900/2,240	1,230/2,885	1,400/3,750	1,850/3,750	1,900/4,450	1,850/3,750	1,900/4,450
	Indoor/Outdoor (Heating)	High		840/1,840	900/2,240	1,230/2,350	1,400/3,750	1,800/3,750	1,850/4,450	1,800/3,750	1,850/4,450
Net Dimensions H x W x D	Indoor		mm	235 × 1,080 × 705	235 × 1,080 × 705	235 × 1,390 × 705	235 × 1,390 × 705	235 × 1,700 × 705	235 × 1,700 × 705	235 × 1,700 × 705	235 × 1,700 × 705
	Outdoor		mm	542 × 799 × 290	632 × 799 × 290	632 × 799 × 290	788 × 940 × 320	788 × 940 × 320	988 × 940 × 320	788 × 940 × 320	998 × 940 × 320
Weight	Indoor/Outdoor		kg	24/33	24/36	31/38	31/52	38/52	38/61	38/53	38/62
Connection Pipe Diameter (Liquid/Gas)			mm	6.35/12.7	6.35/12.7	6.35/12.7	9.52/15.88	9.52/15.88	9.52/15.88	9.52/15.88	9.52/15.88
Max. Pipe Length (Pre-Charge)			m	20 (15)	25 (15)	25 (20)	30 (30)	30 (30)	30 (30)	30 (30)	30 (30)
Operating Range	Cooling		°CDB	-10 to 46	-10 to 46	-10 to 46	-10 to 46	-10 to 46	-10 to 46	-10 to 46	-10 to 46
	Heating			-15 to 24	-15 to 24	-15 to 24	-15 to 24	-15 to 24	-15 to 24	-15 to 24	-15 to 24
Refrigerant	Type (Global Warming Potential)			R32 (675)	R32 (675)	R32 (675)	R32 (675)	R32 (675)	R32 (675)	R32 (675)	R32 (675)

Feature Summary

Type		Wall-Mounted				Wall-Mounted					
Series		Designer Range			Standard Range	Standard Range		ECO Range			
Model name		ASEH07/09/12/14KGTG, ASYG07/09/12/14KGTF, ASYG07/09/12/14KGTE	ASEH07/09/12/14KJCAL, ASEH07/09/12/14KJCALB, ASYH07/09/12/14KJCA, ASYH07/09/12/14KJCA-B	ASEG07/09/12/14KETF, ASEG07/09/12/14KETF-B, ASYG07/09/12/14KETE, ASYG07/09/12/14KETE-B	ASEH07/09/12/14KMCG, ASEH07/09/12/14KMCG-B, ASYG07/09/12/14KMCF, ASYG07/09/12/14KMCE	ASEG18/24KMTE	ASEH30/36KMTB	ASEH07/09/12KNCA	ASEG07/09/12KPCE	ASEG18/24KLCA	ASEH07/09/12KLTA
Energy-Saving Features	Save Occupancy sensor	●	●				●				
	Occupancy sensor control										
	Economy operation	●	●	●	●	●	●	●	●	●	●
	Setting temperature range limitation	○	●	○	○	○	○	○	○	○	○
	Set temperature auto return	○	○	○	○	○	○				
Features for Comfort	Power diffuser										
	Powerful operation	●	●	●	●	●	●	●	●	●	●
	10°C Heat	●	●	●	●	●	●	●			
	Outdoor unit low noise operation	●	●	●	●	●	●				
	Auto changeover	●	●	●	●	●	●	●	●	●	●
	UP/DOWN swing louver	●	●	●	●	●	●	●	●	●	●
	Double swing automatic		●			●	●				
	Automatic fan speed	●	●	●	●	●	●	●	●	●	●
	Auto restart	●	●	●	●	●	●	●	●	●	●
	Connectable fresh air duct										
	Fresh air intake										
	Connectable distributing duct										
	Individual airflow direction control										
Convenience Features	Auto-off timer	○	○	○	○	○	○				
	Sleep timer	●	●	●	●	●	●	●	●	●	●
	Program timer	●	●	●	●	●	●	●	●	●	●
	Weekly timer	●	●	●	● *3 (KMCG,KMCF) ○ (KMCE)	●	●	● *3	○		○
	Weekly & Temperature setback timer	○	○	○	○	○	○				
	Filter sign	●	●	●	●	●	●	●	●	●	●
	External error output	○	○	○	○	○	○				
	External ON/OFF input	○	○	○	○	○	○				
	Wireless LAN control	● (KGTF, KGTG) ○ (KGTE)	● (KJCAL, KJCALB) ○ (KJCA, KJCA-B)	● (KETF, KETF-B) ○ (KETE, KETE-B)	● (KMCF, KMCG,KMCG-B) ○ (KMCE)	○	○	●	○		○
	Multi system control						○				
	Special cooling						● *2				
	Individual auto		●								
Clean Features	Ion deodorization filter	●	●	●	●	●	●				
	Apple-catechin filter	●	●	●	●	●	●				
	Long-life filter										
	Washable panel	●	●	●	●	●	●	●	●	●	●
	Silver Ion Filter	○	○	○	○	○	○	○	○	○	○
	Heat Clean		●								
Installation / Support	Automatic airflow adjustment										
	Drain pump as standard										
	Blue fin		●				●	●			●
	Refrigerant cycle monitor	○ (KGTG)	○		○ (KMCG,KMCG-B)		○				

*1 For details of Multi System Control function, refer to C-013. *2 Wired remote controller (UTY-RNRYZ5) is required to use Special Cooling function. *3: It is only available on the AIRSTAGE Mobile application. It can not be used via wireless remote controller. ○ : Optional function

Feature Summary

Type	Cassette		Duct			Duct				Floor	Ceiling
Series	Compact 4-way Flow Series	Circular Flow Series	Slim (With drain pump)	Medium Static Pressure (High-Efficiency & Comfort)	Medium Static Pressure (Compact size)	Medium Static Pressure (Standard)	High Static Pressure		Big		
											
Model name	AUXG 09/12/14/18/22/24 KVLA	AUXG 18/22/24/30/36/45/54 KRLB	ARXG 09/12/14/18 KLLAP	ARXH 12/14/18/22/24/ 30/36/45/54 KMTAP	ARXG 12/14/18/22/ 24/30/36/45/54 KHTAP	ARXG22KMLB ARXG24/30/36/45KMLA	ARXG45/54KHTB	ARYG60LHTA	ARYG72/90LHTA	AGEG09/12/14KVCA	ABEG 18/22/24/30/36/45/54 KRTA
	R410A	R410A	R410A	R410A	R410A	R410A	R410A	R410A	R410A	R410A	R410A
Energy-Saving Features											
Save Occupancy sensor											
Occupancy sensor control		○									
Economy operation	●	●	●	○	●	●	●	●	●	●	●
Setting temperature range limitation	○	●	○	○	●	○	○	○	●	○	●
Set temperature auto return	●	●	●	○	●	●	○	○	●	○	●
Features for Comfort											
Power diffuser											
Powerful operation										●	
10°C Heat	●	○	○	○	○	○	○	○	○	●	○
Outdoor unit low noise operation		○ (45/54)			○ (45/54)	○ (45) (36LMLA)		○	○	●	○
Auto changeover	●	●	●	●	●	●	●	●	●	●	●
UP/DOWN swing louver	●	●	○							●	●
Double swing automatic											
Automatic fan speed	●	●	●	●	●	●	●	●	●	●	●
Auto restart	●	●	●	●	●	●	●	●	●	●	●
Connectable fresh air duct		●		●	●	●					●
Fresh air intake	○	○	○	○	○	○	○	○	○		○
Connectable distributing duct		●				●					
Individual airflow direction control		●									
Convenience Features											
Auto-off timer	●	●	●	●	●	●	●	○	●	○	●
Sleep timer	●	○	○	○	○	○	○	○	○	●	○
Program timer	●	○	○	●	○	○	○	○	○	●	○
Weekly timer	●	●	●	○	●	●	●		●	●	●
Weekly & Temperature setback timer	○		●			●	●	●			
Filter sign	●	●	●	●	●	●	●	●	●	●	●
External error output		○		●	○		○		○	○	○
External ON/OFF input	●	●	●	●	●	●	●	○	●	○	●
Wireless LAN control	○	○	○	○	○	○	○	○	○	○	○
Multi system control											
Special cooling											
Individual auto											
Clean Features											
Ion deodorization filter										●	
Apple-catechin filter										●	
Long-life filter				○	○	○	○	○	○		
Washable panel											
Silver Ion Filter	○	○	○	○	○	○	○		○	○	
Heat Clean											
Installation / Support											
Automatic airflow adjustment				●	●				●		
Drain pump as standard	●	●	●	●	●	○			○		○
Blue fin		● (30/36/45/54)		● (30/36/45/54)	● (30/36/45/54)	● (30/36/45)	●	●	●		● (30/36/45/54)
Refrigerant cycle monitor				○							

*1 For details of Multi System Control function, refer to C-013. *2 Wired remote controller (UTY-RNRYZ5) is required to use Special Cooling function. *3: It is only available on the AIRSTAGE Mobile application. It can not be used via wireless remote controller.

○ : Optional function