Notice for specifications

I.U. = Indoor Unit O.U. = Outdoor Unit Qu = Quiet * = Not decided yet

- Specifications and design are subject to change without notice for future improvement.
- For further details, please check with our authorised dealer.
- Cooling/Heating capacities are based on the following conditions.

Cooling	Indoor temp. : 27°C DB/19°C WB Outdoor temp.: 35°C DB/24°C WB	Heating	Indoor temp. : 20°C DB Outdoor temp.: 7°C DB/6°C WB

- Performance test is in accordance with EN14511
- Seasonal efficiency test is on accordance with EN14825
- Sound power test is in accordance with EN12102

CE

Fujitsu General (Thailand) Co., Ltd.

TÜV ISO 9001 01 100 076229 ISO 14001 01 104 9245

ISO 9001 Certified number: 01 100 075229
ISO 14001 Certified number: 01 104 9245

Fujitsu General (Shanghai) Co., Ltd.

TÜV ISO 14001 BUREAU VERITAS Certification UKAS

ISO 9001 Certified number: 01 100 79269
ISO 14001 Certified number: CNBJ312244-UK

Fujitsu General Central Air-conditioner (Wuxi) Co., Ltd.

CNAS IAF

ISO 9001 Certified number: 15917Q20073R5M
ISO 14001 Certified number: 15915E10020R4M

- The products or equipments in this catalogue contain fluorinated greenhouse gases.
- "GENERAL" is a worldwide trademark of Fujitsu General Limited and is a registered trademark in Japan and other countries and regions.
- "Polair" is a worldwide trademark of Fujitsu General Limited.
- Other company and product names mentioned herein may be registered trademarks, trademarks or trade names of their respective owners.

Distributed by:



FUJITSU GENERAL LIMITED
3-3-17, Suenaga, Takatsu-ku, Kawasaki, Kanagawa, 213-8502, Japan
www.fujitsu-general.com

Copyright© 2008-2022 Fujitsu General Limited. All rights reserved. 3AG017-2203E

GENERAL

- Living together for our future -

PRODUCT CATALOGUE 2021-2022

AIR CONDITIONERS LINEUP

FUJITSU GENERAL LIMITED

OUR MESSAGE

CORE TECHNOLOGY

PRODUCT CATEGORY - SPLIT

PRODUCT CATEGORY - MULTI-SPLIT

PRODUCT CATEGORY - CONTROL SYSTEM & OPTIONAL PARTS

OUR SOLUTION for LIFE

Fujitsu General creates high-quality and environmentally-friendly products that provide good comfort in accordance with our basic policy to a "create comfortable environment" by utilizing the air conditioning technology and creativity we have fostered over many years.

CONTENTS

004 **OUR** MESSAGE

HISTORY
WORLD WIDE LOCATIONS
GLOBAL BUSINESS ACTIVITIES
PROJECT REFERENCE
GLOBAL DEVELOPMENT & PRODUCTION BASES
HIGH QUALITY DEVELOPMENT
& PRODUCTION FACILITIES

018 **CORE** TECHNOLOGY

High Efficiency
Energy Saving Control
Comfort Performance
Easy-to-use Control
Quiet and Comfort Control

PRODUCT CATEGORY

SPLIT

INVERTER Split All Type Lineup
CONSTANT SPEED Split All Type Lineup
INVERTER: Models by Country
INVERTER: Common Models
CONSTANT SPEED: Common Models
Feature Summary

MULTI-SPLIT

Outdoor Units Lineup
Connectable Indoor Units
2-unit, 3-unit, 4-unit Multi-split
5-unit, 6-unit Multi-split
Indoor Units Specifications
Multi-Split Combination Table
Feature Summary

CONTROL SYSTEM
& OPTIONAL PARTS

Individual Control
Control System List
Optional Parts
Optional Parts List
Optional Parts Lineup

OUR MESSAGE

INNOVATION & GLOBALIZATION

Providing a Brand New Tomorrow to Everyone on Earth

006 History
008 World Wide Locations
010 Global Business Activities
012 Project Reference
014 Global Development & Production Bases
016 High Quality Development & Production Facilities

History Yaou Shoten Ltd. established in 1936

Overseas air conditioning business since 1971

Starts air conditioning business in Japan in 1960

1971 Air conditioner exports to the Middle East.

1977 "Super Power, Super Quiet" Series released

1982 Window type 3 Super Series released

AL/AX Series

1985 Large wall-mounted type and multi-split air conditioner released.

WORLD'S FIRST *1,*2 **1991** World's first air conditioner equipped with lambda heat exchanger

1994 World's first air conditioner with power diffuser

2001 AIRSTAGE™ Series released VRF air conditioners for large buildings

AIRSTAGE

WORLD'S FIRST *3 **2002** Air conditioner with the world's first automatic self-cleaning filter system

nocria



2004 Standalone Compact VRF AIRSTAGE™ J Series released

AIRSTAGE J

2006 VRF Heat Pump type Maximum 42 HP AIRSTAGE™ V Series released

AIRSTAGE V

2009 VRF Heat Pump Modular type Maximum 48 HP AIRSTAGE™ V-II Series released

2009 Air to water system released

WATERSTAGE

1950 ~ 1970 ~ 2000 ~ 2010 ~ 2022 What's New

Manufacturing Company Establishment

1955 Head Office established in Kawasaki

1964 Electronic components factory in Ichinoseki

1977 Air conditioner manufacturing company in Hamamatsu (now Hamamatsu business office)

1991 Air conditioner manufacturing company in Thailand

1994 Air conditioner manufacturing company in Shanghai, China

1998 Air conditioner motor manufacturing company in Thailand

2006 VRF air conditioner manufacturing, sale, and service company in China

2007 Air Conditioner Technology Building becomes operational on the premises of the Kawasaki Headquarters. Air conditioner R&D Center in Kawasaki

2009 Compressor Factory begins operation in Thailand



Fujitsu General (UK) Co., Ltd. (UK)

Fujitsu General (EURO) GmbH

Sales & service maintenance company established

1976 North America sales company

1977 Europe sales company (UK)

1978 Australia sales company and Europe sales company (Germany)

1980 Brazil sales company

1997 Asia sales company (Singapore)

1998 Middle East sales company (UAE) and New Zealand sales company

2000 Air conditioner manufacturing and sale technical partnership in India

2002 Taiwan sales company

2006 China sales company

2011 High energy-saving type AIRSTAGE™ J-II Series released

2014 Compact & lightweight outdoor unit AIRSTAGE™ J-IIS equipped with a single fan for improved ease of installation

2016 Compact VRF AIRSTAGE™ J-III Series with advanced energy efficiency and easy installation released

2017-19 Compact VRF AIRSTAGE™ J-IIIL Series for light commercial use released

2020 Compact & lightweight outdoor unit AIRSTAGE™ J-IVL, J-IV, J-IVS Series released

For Commercial use

2012 Heat Recovery Modular type AIRSTAGE™ VR-II Series Maximum 48 HP released

2014-15 Heat Pump Modular type AIRSTAGE™ V-III Series Maximum 54 HP for large buildings released

2020 Heat Recovery type AIRSTAGE™ VR-IV Series Maximum 48 HP released

For Residential use

2011 Hi-spec Design model LT Series & LU Series released

2017 Flagship Wall-mounted type "nocria X" released

2017-19 Added to this lineup recently are the environment-friendly R32 refrigerant models. (Split & Multi-split type)

WORLD'S FIRST *4

2019
New cassette style released
Cassette type 3D flow Series

2020
AIRSTAGE™ Air handling unit released

WORLD'S FIRST *5

R32 KX Series nocria X

2012 Joint venture in Thailand to manufacture compressors

2016 Commercial use air conditioner R&D Center in Thailand

2016 THE AIRSTAGE™ on Broadway in New York

For Light commercial use

One-way Flow type

AIRSTAGE

2021-22 New Indoor units released for easy installation.

Wall-mounted type

High Static Pressure Duct

For Commercial use

AIRSTAGE V-IV

Release of new products with energy-saving operation.

For Residential use

R32 Split & Multi-split
New products released for easy installation.

2019 New building constructed at Kawasaki Head Office to strengthen development capabilities:

Base for creating new value by combining internal and external knowledge

2020 Building IoT-based manufacturing

Implementing a real-time IoT system to instantly visualize and analyze various information

Fujitsu General (Thailand) Co., Ltd. (Thailand) Factory-2

*1: Announced 1991. In room air conditioner for the home (Our company's investigation) *2: Announced 1994. In the category of room air conditioners for the home (Our company's investigation).
*3: Announced 2002. In the category of room air conditioners for the home (Our company's investigation).

*4: Announced 2018. In room air conditioner for the home (Our company's investigation) *5: Announced 2012. In room air conditioner for the home (Our company's investigation)

Worldwide locations

Under a system of five bases in Europe, the Middle East, Asia and Oceania, North and South America, and Japan, the company promotes Globalization from a worldwide perspective while emphasizing the actual conditions in each region.

JAPAN Head Office

Technology research building (Japan)

18 Overseas Sales Companies



Fujitsu General Sales & Trading (Shanghai) Co., Ltd.

Fujitsu General (Taiwan) Co., Ltd. (Taiwan)

Fujitsu General (Thailand) Co.,Ltd. Bangkok Office (Thailand)

Fujitsu General (Asia) PTE. Ltd. (Singapore)

Fujitsu General (EURO) GmbH (Germany)

Fujitsu General Air Conditioning (UK) Ltd. (U.K.)

Fujitsu General Commercial Air Conditioning Italia S.p.A. (Italy)

Fujitsu General (India) Private Ltd. (India)

Fujitsu General (Aust.) Pty Ltd. (Australia)

Precise Air Group (Holding) Pty Ltd. (Australia)

Fujitsu General New Zealand Ltd. (New Zealand)

Fujitsu General (Middle East) FZE (U.A.E.)

ABS Aircon Engineers Private Ltd. (India)



Fujitsu General Do Brasil Ltda.(Brasil)

Fujitsu General America, Inc. (U.S.A.)

FUJITSU GENERAL SOLUTION CENTER "THE AIRSTAGE" (U.S.A.)

Global Business Activities

We are engaging in advertising, human resource development, CS activities, and social contribution activities worldwide.
These activities have been recognized throughout different regions by the awards we have been honored with.

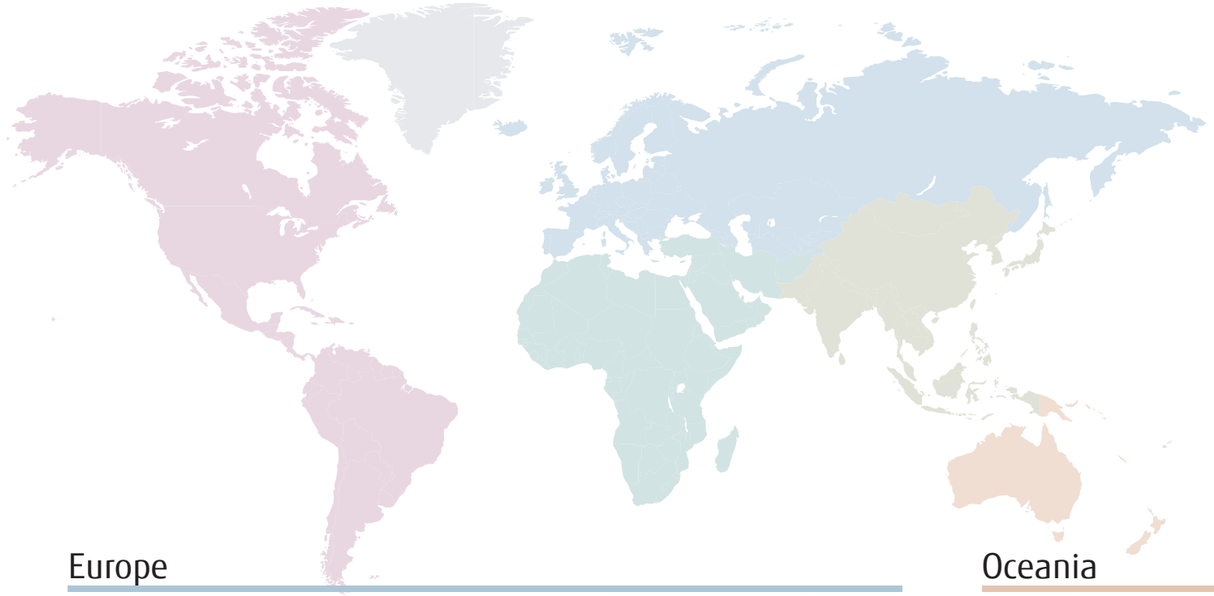

North and South Americas

AHR Expo

HVAC trade shows in Brazil

Distributor meeting

Call center

Middle East

Exhibition

Dealer Convention in Kuwait

Technical seminar


New product seminar

Europe

HVAC trade show in European countries

Presentation & training

HVAC trade show in European countries

The ACR Show

The ACR Show

Oceania

HVAC trade show in Australia

Volunteer in Australia

Service & Maintenance

Asia

New product presentation meeting

Dealer convention in Thailand

Training

Call center

International authoritative design awards

The NEWS Dealer Design Awards

Gold Award (Category: HVAC & PLUMBING) in Reader's Choice Awards

TOP OF MIND 2016 First prize in "MARCA DE EQUIPAMENTO DE AR-CONDICIONADO" category of "CLIMATIZACAO" division

Superbrands is the world's largest independent arbiter of branding.

The iF Product Design Award is given annually by iF International Forum Design GmbH for industrial products from around the world.

The Plus X Award is the world's largest innovation award for technology, sports and lifestyle.

reddot winner 2020
A product design competition that has been held since 1955. Products that win the award are given the "Red Dot" seal, a sign of international recognition of quality.

Voted by Australians as the 'Most Trusted Brand – Air Conditioning Category 4 Years Running'

China State Construction Engineering Luban Prize

The Good Design Award is an award sponsored by the Japan Institute of Design Promotion, and is given once a year to items of outstanding design.

Project Reference

Introduced in over 50 countries worldwide

Highly popular for their excellent quality, energy efficiency, and ease of installation, Fujitsu General's products are installed in a wide range of buildings around the world, including high-rise office buildings, stores, hotels, public facilities, schools, hospitals, and residences.



For Light commercial use

1 Shop in Europe
2 Factory in Europe
3 School in Asia
4 Hospital in Asia
5 Office in Asia
6 Shop in Oceania
7 Office in Oceania
8 School in the Middle East
9 Public facility in the United States





For Commercial use

10 Public Square in Asia
11 Office in Asia
12 Hotel in Asia
13 Public facility in Asia
14 Apartment in Oceania
15 Apartment in Oceania
16 Hotel in the Middle East
17 Hotel in the Middle East

For Residential use

18 Villa in the Africa
19 Residence in Oceania
20 Residence in the United States
21 Villa in the Middle East

Global Development
& Production Bases

We have established R&D bases in five countries from Japan, Europe, Asia, China, and North America to pursue environmental properties and comfort according to the needs of each region.

- Head office
- R&D center
- Manufacturing companies

R&D center & Technology Research Building

R&D center in Fujitsu General (EURO) GmbH (Germany)

North America R&D Center (USA)

Fujitsu General Air Conditioning R&D (Thailand) Co., Ltd. (Thailand)

R&D center in Fujitsu General (Shanghai)

JAPAN Head office, R&D center and 60 m height difference testing tower (Japan)

Constructing IoT-based manufacturing
We are implementing a real-time IoT-enabled system to immediately visualize and analyze various information such as facility operating status, assembly line production progress, and parts inventory and transportation status. This will further enhance the accuracy of production and shipping forecasts in the Head Office and factory management departments. The system will also help improve activities by employees at production sites, with the aim of improving the efficiency of the production process, the efficiency of parts distribution operations, and the utilization rates of the facilities.

Technology research building
in Japan Head office

Overseas manufacturing companies

Fujitsu General (Shanghai) Co., Ltd. (China)

F.G.L.S. Electric Co., Ltd. (China)

Fujitsu General Central Air-conditioner (Wuxi) Co., Ltd. (China)

Fujitsu General Electronics Ltd. (Japan)

Fujitsu General (Thailand) Co., Ltd. (Thailand) Factory-2

Fujitsu General (Thailand) Co., Ltd. (Thailand)

Fujitsu General Air Conditioning R&D (Thailand) Co., Ltd. (Thailand)

FGA (Thailand) Co., Ltd. (Thailand)

TCFG Compressor (Thailand) Co., Ltd. (Thailand)

High Quality Development
& Production Facilities

Advanced Research Facility and Equipment

Fujitsu General is one of Japan's leading manufacturers with an R&D Center in Japan. We provide customers with the highest quality and performance using these facilities.

Performance Testing

Air Volume Measurement Room
Measure air volumes of the air conditioners from compact room air conditioner models to VRF.

Calorimeter
Measure the cooling/heating capacity by measuring the inlet and outlet temperatures, humidity, and air volume of the air conditioner.

Silent Room
Measure the operating sounds of air conditioners with the sound reflection-proof walls and ceiling.

Reliability Testing

Constant Temperature Room
Check on the product performance in cooling/heating operation under the various temperature and humidity conditions.

Practical Test Room
Check on whether the air conditioners performance under the actual house conditions is sustainable.

Shower Test Room
Check on whether the electrical box of the outdoor unit is protected by rain waters with Typhoon like wind.

Transportation & Handling

Compressibility testing

Vibration testing

Technology Research Building
in Japan Head Office

Testing Laboratory

Fujitsu General EMC Laboratory Limited



60 m Height Difference Testing Tower
Objective is to confirm oil circulation of compressor for reliability

Acquisition of ISO 9001 and ISO 14001

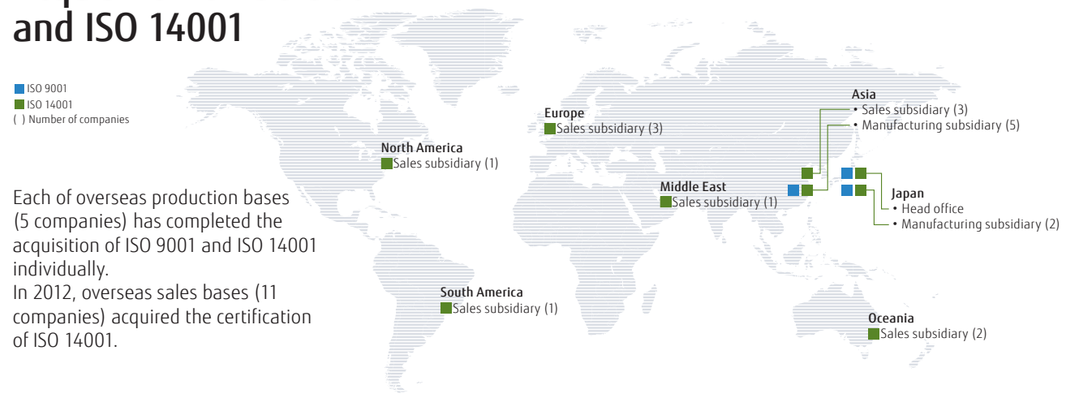

Each of overseas production bases (5 companies) has completed the acquisition of ISO 9001 and ISO 14001 individually.
In 2012, overseas sales bases (11 companies) acquired the certification of ISO 14001.

High Product Quality Assurance

All Fujitsu General factories have acquired ISO 9001, and have built a quality control system common around the world. High quality products are offered to all over the world based on stringent quality inspections.

Receiving inspection

Parts procurement requires a supplier's test report. European regulation RoHS inspection is also performed by special test department in-house. Total number inspection is performed especially on main parts to remove defectives.

Stringent product quality inspection

Stringent quality inspection is carried out at all production processes. High quality is maintained by stringent checks by inspectors and repetitive inspection.

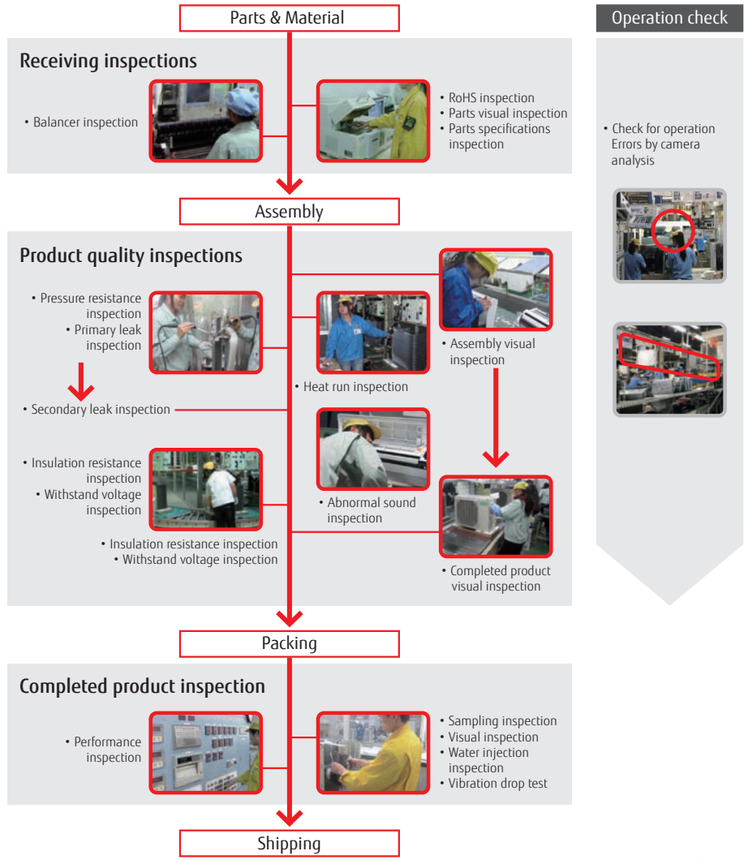

CORE TECHNOLOGY

Our advanced technology is providing comfort in a wide variety of situations from residential applications to commercial use.

020 High Efficiency
022 Energy Saving Control
024 Comfort Performance
026 Easy-to-use Control
028 Quiet and Comfort Control
029 Feature Explanation

High Efficiency

Pursuit of Seasonal Efficiency

Over 90% of actual operation time, air conditioners are operated at partial capacity instead of rated capacity. We focused on high seasonal efficiency by all DC inverter control and high efficiency technology.

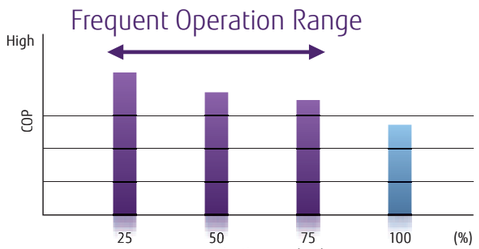

DC Twin Rotary Compressor

All DC Inverter Technology

DC twin rotary compressor

The high efficiency DC inverter type "2-cylinder rotary compressor" is used for our product ranges. It has achieved higher energy efficiency compared with similar compressors by optimizing the structure inside the compressor.

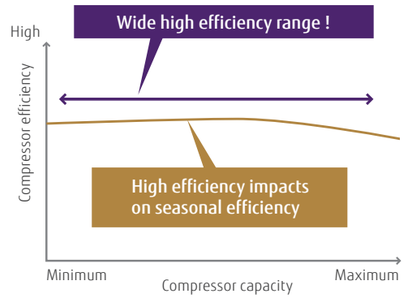

DC fan motor

DC fan motor produces high power, wide operation range, and high efficiency.

Sine-wave DC inverter control

High efficiency operation is realized by using a sine wave DC inverter control.

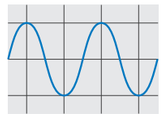

Heat Exchanger for Wall Mounted

High density multi-path heat exchanger

Heat exchange performance is substantially improved by thin and high-density heat exchanger and multi-path efficiency technology.

High performance sub-cool heat exchanger

Higher performance achieved by mounting of counter type bypass circuit. (Large multi-split type, VRF)

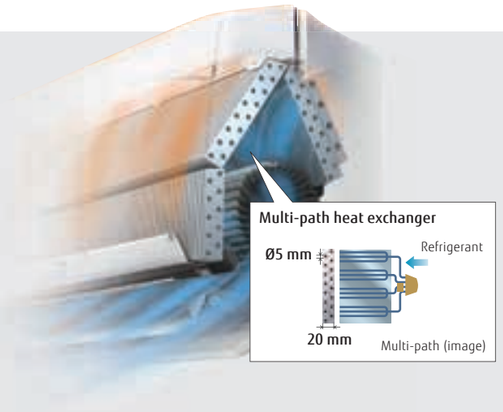

High Energy Saving

Smart Operation

Human sensor control

Human sensor catches movements of people in a room, and operates with lower capacity when people leave the room. When people come back to the room, it automatically returns to the previous operating mode.

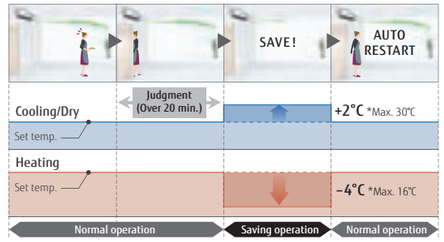

Economy operation

Limits the maximum operation current, and the power consumption is cut down and the maximum load is suppressed.

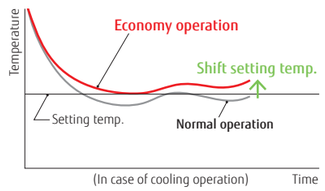

Room temperature set point limitation

The minimum and maximum temperature range can be set giving further energy saving while considering the comfort of the occupants.

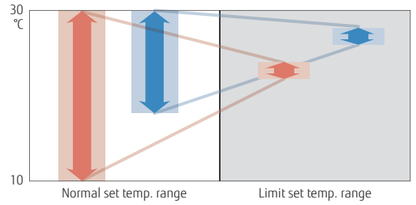

Set temperature auto return

- The setting temperature automatically returns to the previous setting temperature.
- The time range in which the set temperature can be changed is 10 to 120 minutes.

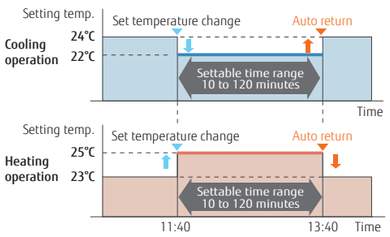

Auto-off timer

- The indoor unit is turned off automatically when it reaches to the preset operating time frame.
- The time frame of the "Auto off timer" can be flexibly scheduled.
- Off time can be set from 30 to 240 minutes.

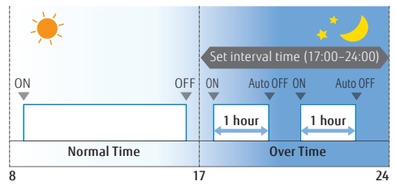

More Comfort

Quick Comfort

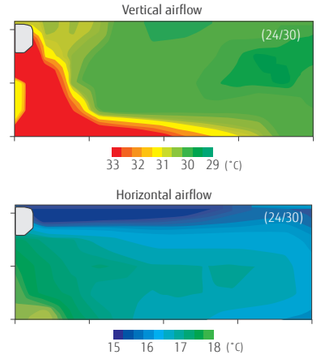

Power diffuser

Precision wind direction control is realized and ventilation efficiency is also improved by 3 technologies. Our airflow control makes your environment more comfortable.

Powerful operation

Continuous operation by maximum airflow and maximum compressor speed after a certain period of time allows the temperature to reach the setting temperature quickly.

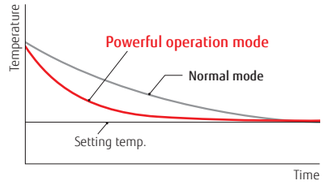

10°C Heat operation

When you leave, minimum heating operation is performed to maintain the room temperature. (Maintained at 10°C)

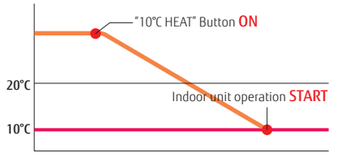

Uniform air conditioning

Circular airflow to achieve uniform air conditioning without temperature unevenness in workspaces

Easy-to-use Control



User-friendly screen display enables easy operation.

With the WLAN adapter and the FGLair app, you can control the heating and cooling of your home anytime, anywhere.

Fujitsu General provides

Online Control (Adopting Wireless LAN Interface)

By using our Wireless LAN Interface and FGLair app, you can control your home's cooling and heating anytime and anywhere.

Wireless LAN Interface

The exclusive Wi-Fi adaptor enables to operate the air conditioner by smartphone or tablet PC from outside.

+

Download Free

FGLair™

User friendly app

User friendly screen display facilitates easy operation.

Various Easy-to-use Controllers

Fujitsu General is using ergonomics to expand the use of easy-to-use designs such as easy-to-read large LCD panels, easy-to-operate buttons, and displays with easily recognizable icons.

The individual controllers match the user operational environments, and the home controller makes batch energy saving management easy. Ease of use was pursued using simple operation buttons, a large LCD screen, and other features.

Residential use

Home central control

Central
Remote Controller

Simple individual control

Wired
Remote Controller

Simple
Remote Controller

Wired
Remote Controller

Slim Wireless
Remote Controller

Quiet and Comfort Control

Low Noise Technology

Outdoor unit Fan

Outdoor unit fan design with little separation vortex, fan control to minimize the air volume and top class low noise

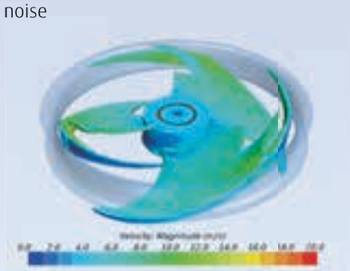

Air Stabilizer in Duct

Low noise duct structure with a built-in air stabilizer



Outdoor unit low noise operation

Users can choose low noise levels, depending on the installation environment. The operation time can be set using the timer.

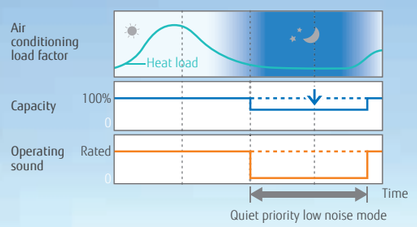

Quiet priority low noise mode

Auto-changeover function

At Auto setting, the cooling/heating mode is automatically switched according to the set temperature and room temperature.

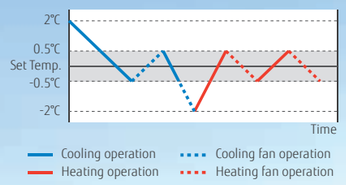

Fresh air intake for Cassette, Duct, Ceiling

Fresh air can be taken in by a fan which can be connected using external control unit.

Fresh Air Intake kit

Feature Explanation

Energy Saving Function

Save human sensor
Human sensor detects the movement of people in the room and judges whether the energy saving operation.

Set temperature auto return
The setting temperature automatically returns to the previously set temperature.

Economy mode
Limits the maximum operation current, and performs operation with the power consumption suppressed.

Room temperature set point limitation
The minimum and maximum temperature range can be set giving further energy saving while considering the comfort of the occupants.

Energy saving mode
This mode raises the set temperature slightly in the cooling mode and lowers the set temperature in the heating mode to economically control the operation of the unit.

Comfortable Function

Power diffuser
An additional louver that opens based on monitoring sensors to quickly enhance immediate comfort needs.

Powerful mode
Operation at maximum air flow and compressor speed, and quickly makes the room comfortable.

10°C HEAT operation
The room temperature can be set to go no lower than 10°C, thus ensuring that the room does not get too cold when not occupied.

Low noise mode
Sound noise level of outdoor unit can be selected.

Auto-changeover
The unit automatically switches between heating and cooling modes based on your temperature setting and the room temperature.

Up/down swing flaps
The up/down flaps automatically swing up and down.

Double swing automatic
Complex swing action of flaps enables automatically to swing both horizontal and vertical directions.

Automatic fan speed
The micro-computer automatically adjusts the airflow effectively to follow the changes of room temperature.

Auto restart
In the event of a temporary power failure, the air conditioner will automatically restart in the same operating mode as before, once power supply is restored.

Connectable fresh air duct
Outside air can be introduced by attaching Locally purchased duct to fresh air knockout and optional part.

Fresh air intake
Fresh air can be taken in by a fan which can be connected using external control unit.

Connectable distributing duct
Systems are capable of attaching Locally purchased branch ducts distributing the airflow.

Individual airflow direction control
Each louver of 4-way Cassette type can be controlled individually and provides comfortable airflow.

Convenient Function

Auto off timer
Automatically stops operation when a fixed time has elapsed from the start of operation.

Sleep timer
The micro-computer gradually changes the room temperature automatically to afford a comfortable night's sleep.

Program timer
This digital timer allows selection of one of four options:
ON, OFF, ON » OFF or OFF » ON.

Weekly timer
Different ON-OFF times can be set for each day.

Weekly + setback timer
Weekly + Setback timer can set temperature for two times spans and for each day of the week.

Filter sign
Indicates the filter cleaning period by lamp.

Wireless LAN control
The exclusive Wi-Fi adaptor enables to operate the air conditioner by smartphone or tablet PC from outside.

Clean Function

Ion deodorization filter
The filter deodorizes by powerfully decomposing absorbed odors using the oxidizing and reducing effects of ions generated by the ultra-fine-particle ceramic.

Apple-catechin filter
The Apple-catechin filter uses static electricity to clean fine particles and dust in the air.

Long Life Filter

Washable panel
Since the front panel is easy to remove, maintenance is also easy.

PM 2.5 Filter
Clean the air firmly catch the particles of 0.3 ~ 2.5 µm.
*PM 2.5 is a general term for micro particulate matter less than 2.5 µm.

Silver ion filter II (PM2.5 + Anti Virus)
Clean the air firmly catch the particles of 0.3 ~ 2.5 µm.
*PM 2.5 is a general term for micro particulate matter less than 2.5 µm.

Installation

Drain pump as standard

Blue fin

All DC models

PRODUCT CATEGORY
SPLIT

Energy saving design to provide a comfortable indoor environment while being environment-friendly.

An air conditioner that is people-friendly is also environment-friendly. Fujitsu General offers a broad lineup of products from large living rooms to bedrooms and children's rooms. We make your room more comfortable with a wide range of air conditioner types from ceiling wall type with automatic filters and cleaning functions to wall mounted type that improve the air cleaning function. Of course these models feature highly efficient operation that conserves electricity.

S-002 **INVERTER Split All Type Lineup**

S-004 **CONSTANT SPEED Split All Type Lineup**

S-006 **INVERTER: Models by Country**
For Vietnam

S-010 **INVERTER: Common Models**
Wall Mounted
Compact Cassette
Cassette
Circular Flow Cassette
Floor/Ceiling
Ceiling
Slim Duct
Medium Static Pressure Duct
High Static Pressure Duct

S-034 **CONSTANT SPEED: Models by Country**
For Bangladesh

S-036 **CONSTANT SPEED: Common Models**
Wall Mounted
Circular Flow Cassette
Medium Static Pressure Duct
Big Duct

S-046 **Feature Summary**

Split All Type Lineup

INVERTER : Models by Country

Type		Refrigerant	Model	Class 9	12	14	18	24	Class 30	36	45	54	60
for Vietnam	Wall Mounted	R32 Cooling only	09/12 18 24	ASGG09CPTA-V	ASGG12CPTA-V		ASGG18CPTA-V	ASGG24CPTA-V					
		R410A Heating & Cooling		ASGG09LLTB-V	ASGG12LLTA-V								

INVERTER : Common Models

Type	Refrigerant	Model	Class 9	12	14	18	24	Class 30	36	45	54	60
Wall Mounted	R32 Heating & Cooling							ASHG30KMTA	ASHG36KMTA			
	R410A Heating & Cooling	NEW	ASHG09LMCA	ASHG12LMCA	ASHG14LMCA							
	R410A Heating & Cooling	NEW				ASHG18LFCA	ASHG24LFCC	ASHG30LFCA				
	R410A Heating & Cooling							ASHG30LMTA	ASHG36LMTA			
Compact Cassette / Cassette	R410A Heating & Cooling	18/24 30/36/45/54				AUHG18LVLB	AUHG24LVLA	AUGG30LRLA-A	AUGG36LRLA-A	AUGG45LRLA-A	AUGG54LRLA-A	
Circular Flow Cassette	R410A Heating & Cooling	18/24 30/36/45/54				AUXG18LRLB	AUXG24LRLB	AUXG30LRLB	AUXG36LRLB	AUXG45LRLB	AUXG54LRLB	
Floor / Ceiling Universal Ceiling	R410A Heating & Cooling	18/24 30/36/45				ABHG18LVTB	ABHG24LVTA	ABGG30LRTA-A	ABGG36LRTA-A	ABGG45LRTA-A		
Slim Duct	R410A Heating & Cooling					ARHG18LLTB						
Medium Static Pressure Duct	R410A Heating & Cooling						ARHG24LMLA	ARGG30LMLA-A		ARGG45LMLA-A		
High Static Pressure Duct	R410A Heating & Cooling	45/54 60								ARHG45LHTA	ARHG54LHTA	ARHG60LHTA

Split All Type Lineup

CONSTANT SPEED : Models by Country

Type		Refrigerant	Model	Class 18	24	30	36	45	54	60
for Bangladesh	Wall Mounted	Cooling only		ASGA18SEFT	ASGA24SEFT					

CONSTANT SPEED : Common Models

Type	Refrigerant	Model	Class 18	24	30	36	45	54	60
Wall Mounted	Cooling only		ASGA18FMTA-A	ASGA24FMTA-A					
	Cooling only		ASGA18FUTB	ASGA24FUTB	ASGA30FETA	ASGA36FETA			
Circular Flow Cassette	Cooling only	18/24 30/36/45/54	AUGA18FRTA	AUGA25FRTA	AUGA30FRTA	AUGA36FRTA	AUGA45FRTA	AUGA54FRTA	
Medium Static Pressure Duct	Cooling only	18/25 30 36/45	ARGA18FMTA	ARGA25FMTA	ARGA30FMTA	ARGA36FMTA	ARGA45FMTA		
Big Duct	Cooling only								ARGA60FHTA

Wall Mounted

ALL DC

Economy | Powerful | Low Noise | Auto Changeover | Up/Down | Double (24) | Adjust | Restart | Sleep | Program | Filter | Washable | PM2.5 Filter | Blue Fin (24)

PM 2.5 filter the newly adopted

Clean the air firmly catch the particles of 0.3 ~ 2.5 μm.

*PM 2.5 is a general term for micro particulate matter less than 2.5 μm.

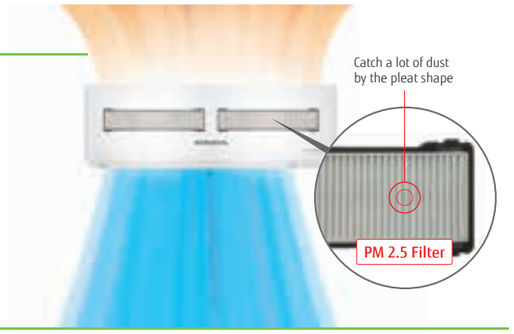

Powerful Cooling

High Temperature operation at 52°C

New system development expands the outdoor temperature upper limit from 46°C to 52°C. Provides a cool and comfortable environment even at 52°C.

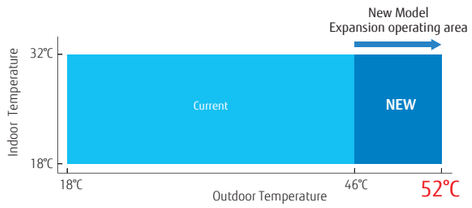

High Reliability System (HRS)

Withstands Spike Voltage up to 450 V*

The newly developed general PCB designed with a withstand spike voltage up to 450 V. The design is highly robust.

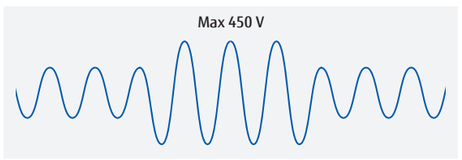

*:09/12/18 models

5-Star Rank in Energy Saving Program

This model is ranked 5-Star in the energy labeling program in Vietnam.

Adopting new refrigerant R32

R32 refrigerant is highly environmentally friendly for the reduction of the global warming potential than another refrigerant.

Model: ASGG09CPTA-V / ASGG12CPTA-V / ASGG18CPTA-V / ASGG24CPTA-V

ASGG09/12CPTA-V

ASGG18CPTA-V

ASGG24CPTA-V

(09/12/18)

(24)

Wireless R.C.

AOGG09CPTA-V
AOGG12CPTA-V
AOGG18CPTA-V

AOGG24CPTA-V

Specifications

Model No.	Indoor unit		ASGG09CPTA-V	ASGG12CPTA-V	ASGG18CPTA-V	ASGG24CPTA-V
	Outdoor unit		AOGG09CPTA-V	AOGG12CPTA-V	AOGG18CPTA-V	AOGG24CPTA-V
Power Source		V/Ø/Hz	220/1/50	220/1/50	220/1/50	220/1/50
Capacity	Cooling (Min.-Max.)	kW	2.70(0.7-2.9)	3.37(0.8-3.5)	5.28(1.3-5.4)	7.04(1.8-7.0)
		Btu/h	9,200(2,400-9,900)	11,500(2,900-12,100)	18,000(4,500-18,400)	24,000(6,000-24,000)
Input Power	Cooling	kW	0.81	1.18	1.88	2.39
EER	Cooling	W/W	3.33	2.86	2.81	2.95
CSPF			4.68	4.62	4.63	5.64
Running Current	Cooling	A	4.2	5.9	8.8	11.1
Moisture Removal		l/h	1.0	1.5	1.9	2.7
Sound Pressure Level (Cooling)	Indoor (High)	dB(A)	43	43	49	50
	Outdoor		50	50	51	53
Airflow Rate (Cooling)	Indoor (High)	m^3/h	550	550	940	1,160
	Outdoor		1,910	1,910	1,660	2,885
Net Dimensions H x W x D	Indoor	mm	270 × 784 × 224	270 × 784 × 224	270 × 834 × 239	280 × 980 × 240
		kg(lbs)	8.5(19)	8.5(19)	11.0(24)	12.5(28)
Net Weight	Outdoor	mm	541 × 663 × 290	541 × 663 × 290	541 × 663 × 290	632 × 799 × 290
		kg(lbs)	22.0(49)	22.0(49)	27.0(60)	36.0(79)
Piping Connections (Small / Large)		mm	6.35/9.52	6.35/9.52	6.35/12.70	6.35/12.70
Drain Pipe Diameter (I.D./O.D.)			11.8/15.0 to 16.8	11.8/15.0 to 16.8	13.8 /15.8 to 16.7	13.8 /15.8 to 16.7
Max. Pipe Length (Pre-Charge)		m	20(10)	20(10)	20(10)	25(15)
Max. Height Difference			15	15	15	20
Operation Range	Indoor	°CDB	18 to 32	18 to 32	18 to 32	18 to 32
	Outdoor		18 to 52	18 to 52	18 to 52	18 to 52
Refrigerant			R32	R32	R32	R32

Optional parts

Silver ion filter II: UTR-FA16-7

Dimensions

(Unit : mm)

Model: ASGG09CPTA-V / ASGG12CPTA-V

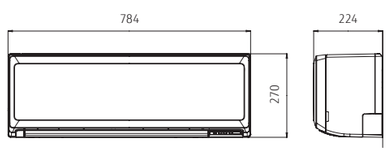

Model: ASGG18CPTA-V

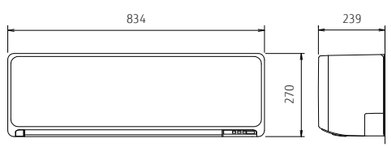

Model: ASGG24CPTA-V

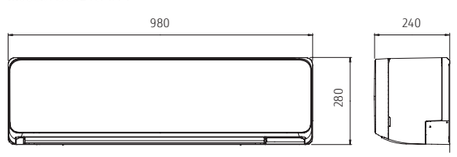

Wall Mounted

R410A

ALL DC (12)

Economy · Powerful · Auto Changeover · Up/Down · Adjust · Restart · Sleep · Program · Filter · Washable

High Efficient Compact Design

Compact design is realized by high density multi-path heat exchanger.

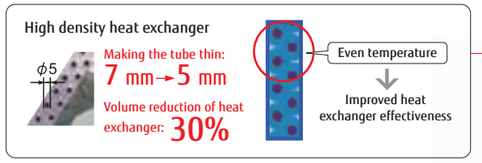



More Convenient Timer

You can set an integrated ON-OFF or OFF-ON timer suitable for your life style. (Setting time: 0.5, 1, 1.5, 2, 2.5, -----9.5, 10, 11, 12 hours)

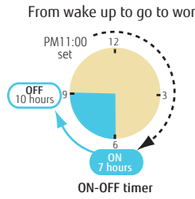

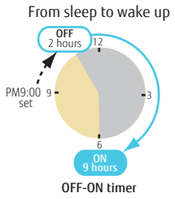

Powerful operation

Reach the setting temperature quickly.

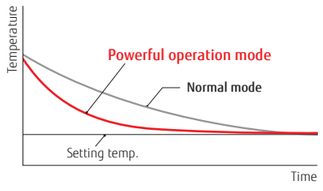

Economy operation

Setting temp. is shifted by 1°C automatically.

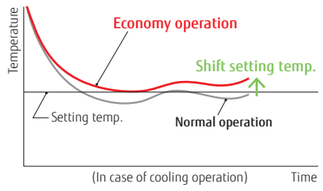

Easy maintenance

Removable & washable panel

Model: ASGG09LLTB-V / ASGG12LLTA-V

Wireless R.C.

AOGG09LLTB-V
AOGG12LLTA-V

Specifications

Model No.	Indoor unit		ASGG09LLTB-V	ASGG12LLTA-V
	Outdoor unit		AOGG09LLTB-V	AOGG12LLTA-V
Power Source		V/Ø/Hz	220/1/50	220/1/50
Capacity	Cooling (Min.-Max.)	kW	2.50(0.9-3.0)	3.40(0.9-3.8)
		Btu/h	8,500(3,070-10,230)	11,600(3,070-12,960)
	Heating (Min.-Max.)	kW	3.00(0.9-3.8)	4.00(0.9-5.0)
		Btu/h	10,200(3,070-12,960)	13,600(3,070-17,060)
Input Power	Cooling/Heating	kW	0.72/0.74	1.10/1.13
EER	Cooling	W/W	3.47	3.21
COP	Heating		4.05	3.54
Running Current	Cooling/Heating	A	3.6/3.6	5.3/5.5
Moisture Removal		l/h	1.3	1.8
Sound Pressure Level (Cooling/Heating)	Indoor (High)	dB(A)	43/43	43/43
	Outdoor		47/48	50/51
Airflow Rate (Cooling/Heating)	Indoor (High)	m^3/h	720/740	720/740
	Outdoor		1,670/1,470	1,830/1,600
Net Dimensions H x W x D	Indoor	mm	262 × 820 × 206	262 × 820 × 206
		kg(lbs)	7.0 (15)	7.0 (15)
Net Weight	Outdoor	mm	540 × 660 × 290	540 × 660 × 290
		kg(lbs)	25.0 (55)	28.0 (62)
Piping Connections (Small / Large)		mm	6.35/9.52	6.35/9.52
Drain Pipe Diameter (I.D./O.D.)			11.8/15.0 to 16.8	11.8/15.0 to 16.8
Max. Pipe Length (Pre-Charge)		m	20(15)	20(15)
Max. Height Difference			15	15
Operation Range	Cooling	°CDB	18 to 46	18 to 46
	Heating		-15 to 24	-15 to 24
Refrigerant			R410A	R410A

Optional parts

Remote Controller Holder Kit: UTZ-RXLA

Dimensions

(Unit : mm)

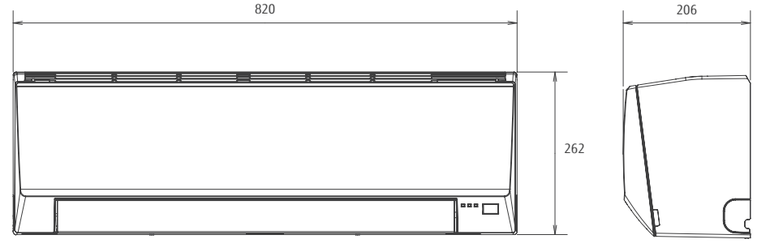

Wall Mounted

ALL DC

Save | Economy | Powerful | 10°C HEAT | Low Noise | Auto Changeover | Double | Adjust | Restart | Sleep | Program | Weekly | Filter | ION | AF | Washable | Blue Fin

Small and light weight outdoor unit

This model is much more compact than conventional outdoor unit.
It can be installed in a narrow place.

Human sensor

Human sensor catches movements of people in a room, and operates with lower capacity when people leave the room. When people come back to the room, it automatically returns to previous operating mode.

Adopting new refrigerant R32

R32 refrigerant is highly environmentally friendly for the reduction of the global warming potential than other refrigerant currently available on the market.

Smart Device control (Option)

This model can be controlled from anywhere using smart device by installing optional wireless LAN interface. Wireless LAN interface can be installed easily without specialized installation work.

When you add our Wireless Interface and FGLair app, you can control your home's cooling and heating anytime and anywhere.

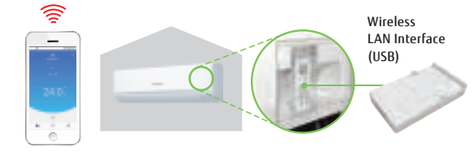

FGLair

Model: ASHG30KMTA / ASHG36KMTA

Wireless R.C.

AOHG30KMTA
AOHG36KMTA

Specifications

Model No.	Indoor unit		ASHG30KMTA	ASHG36KMTA
	Outdoor unit		AOHG30KMTA	AOHG36KMTA
Power Source		V/Ø/Hz	230/1/50	230/1/50
Capacity	Cooling (Min.-Max.)	kW	8.0 (2.9-9.0)	9.4(2.9-10.0)
		Btu/h	27,300(9,900-30,700)	32,100(9,900-34,100)
	Heating (Min.-Max.)	kW	8.8(2.2-11.0)	10.1(2.7-11.2)
		Btu/h	30,000(7,500-37,500)	34,500(9,200-38,200)
Input Power	Cooling/Heating	kW	2.33/2.20	3.16/2.73
EER	Cooling	W/W	3.43	2.97
COP	Heating		4.00	3.70
Running Current	Cooling/Heating	A	10.2/9.7	13.9/12.0
Moisture Removal		l/h	2.6	3.8
Sound Pressure Level (Cooling/Heating)	Indoor (High)	dB(A)	50/49	50/49
	Outdoor		53/55	55/55
Airflow Rate (Cooling/Heating)	Indoor (High)	m^3/h	1,330/1,330	1,330/1,330
	Outdoor		3,750/3,750	3,750/3,750
Net Dimensions H x W x D	Indoor	mm	340 × 1,150 × 280	340 × 1,150 × 280
		kg(lbs)	18.5(41)	18.5(41)
Net Weight	Outdoor	mm	788 × 940 × 320	788 × 940 × 320
		kg(lbs)	52.0(115)	52.0(115)
Piping Connections (Small / Large)		mm	9.52/15.88	9.52/15.88
Drain Pipe Diameter (I.D./O.D.)			13.8/15.8 to 16.7	13.8/15.8 to 16.7
Max. Pipe Length (Pre-Charge)		m	50(30)	50(30)
Max. Height Difference			30	30
Operation Range	Cooling	°CDB	-15 to 46	-15 to 46
	Heating		-15 to 24	-15 to 24
Refrigerant			R32	R32

Optional parts

Compact Wired Remote Controller:	UTY-RCRGZ1	External Connect Kit:	UTY-XWZXZ5	Network Convertor for single split (DC power supply type):	UTY-VTGX
Wired Remote Controller (Touch Panel):	UTY-RNRGZ5	External Input and Output PCB:	UTY-XCSXZ2	Network Convertor for single split (AC power supply type):	UTY-VTGXV
Wired Remote Controller:	UTY-RLRG	Communication Kit:	UTY-TWRXZ2		
Simple Remote Controller (Without operation mode):	UTY-RHRG	Wireless LAN Interface:	UTY-TFSXF3		
Simple Remote Controller:	UTY-RSRG	External Switch Controller:	UTY-TERX		

Dimensions

(Unit : mm)

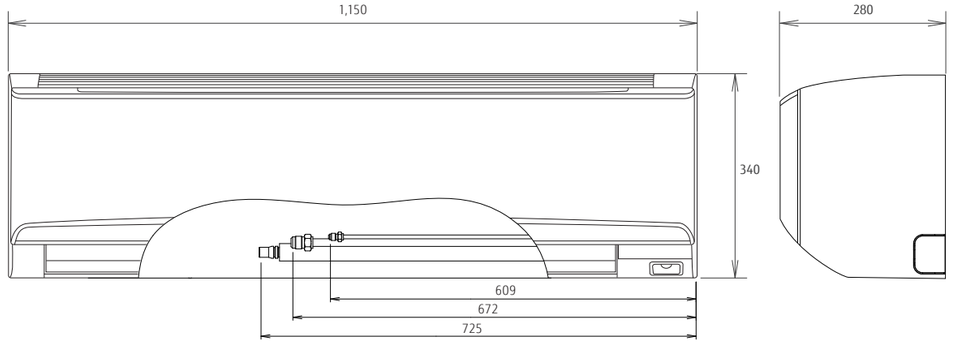

NEW

Wall Mounted

REFRIGERANT R410A

ALL DC

Economy · Diffuser · Powerful · 10°C HEAT · LowNoise · Auto Changeover · Up/Down · Adjust · Restart · Sleep · Program · Filter · ION · AF+ · Washable

High efficient compact design

High density heat exchanger

Making the tube thin:

7 mm→5 mm

Increase of heat exchanger volume by high density and adopting sub heat exchanger

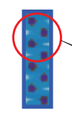

Even temperature

↓

Improved heat exchanger effectiveness

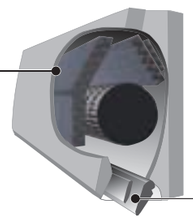

More comfort airflow

Power diffuser

Vertical airflow provides powerful floor level heating.

Horizontal airflow dose not blow cool air directly at occupants in the room.

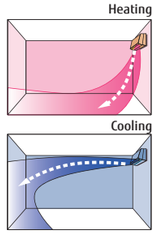

Powerful operation

20 minutes continuous operation by maximum airflow and maximum compressor speed is possible. Rapid cooling and heating makes the room comfortable quickly.

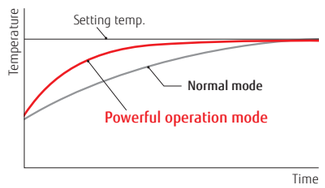

10°C HEAT Operation

The room temperature can be set to go no lower than 10°C, thus ensuring that the room does not get too cold when not occupied.

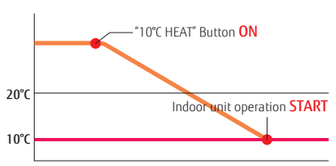

Low noise mode for outdoor unit

Low noise mode of outdoor unit can be selected by wireless remote controller.



Low ambient operation

-15°C at Heating

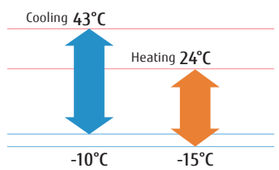

Model: ASHG09LMCA / ASHG12LMCA / ASHG14LMCA

Wireless R.C.

AOHG09LMCA
AOHG12LMCA

AOHG14LMCA

Specifications

Model No.	Indoor unit		ASHG09LMCA	ASHG12LMCA	ASHG14LMCA
	Outdoor unit		AOHG09LMCA	AOHG12LMCA	AOHG14LMCA
Power Source		V/Ø/Hz	230/1/50	230/1/50	230/1/50
Capacity	Cooling (Min.-Max.)	kW	2.5 (0.5-3.2)	3.4 (0.9-3.9)	4.0 (0.9-4.4)
		Btu/h	8,500(1,700-10,900)	11,600(3,100-13,300)	13,600(3,100-15,000)
	Heating (Min.-Max.)	kW	3.2 (0.5-4.0)	4.0 (0.9-5.3)	5.0 (0.9-6.0)
		Btu/h	10,900(1,700-13,600)	13.600(3,100-18,000)	17,100(3,100-20,400)
Input Power	Cooling/Heating	kW	0.65/0.73	0.97/1.02	1.135/1.365
EER	Cooling	W/W	3.85	3.50	3.52
COP	Heating		4.38	3.92	3.66
Running Current	Cooling/Heating	A	3.2/3.5	4.6/4.8	5.3/6.3
Moisture Removal		l/h	1.3	1.8	2.1
Sound Pressure Level (Cooling/Heating)	Indoor (High)	dB(A)	43/43	43/43	44/44
	Outdoor		45/45	50/50	50/50
Airflow Rate (Cooling/Heating)	Indoor (High)	m^3/h	750/750	750/750	770/770
	Outdoor		1,670/1,470	1,830/1,600	1,940/1,700
Net Dimensions H x W x D	Indoor	mm	268 × 840 × 203	268 × 840 × 203	268 × 840 × 203
Net Weight		kg(lbs)	8.5 (19)	8.5 (19)	8.5 (19)
Net Dimensions H x W x D	Outdoor	mm	535 × 663 × 293	535 × 663 × 293	540 × 790 × 290
Net Weight		kg(lbs)	21 (46)	26 (57)	34 (75)
Piping Connections (Small / Large)		mm	6.35/9.52	6.35/9.52	6.35/12.7
Drain Pipe Diameter (I.D./O.D.)			13.8/15.0 to 16.8	13.8/15.0 to 16.8	13.8/15.0 to 16.8
Max. Pipe Length (Pre-Charge)		m	20 (15)	20 (15)	20 (15)
Max. Height Difference			15	15	15
Operation Range	Cooling	°CDB	-10 to 43	-10 to 43	-10 to 43
	Heating		-15 to 24	-15 to 24	-15 to 24
Refrigerant			R410A	R410A	R410A

Optional parts

Wired Remote Controller: UTY-RNNGM, UTY-RVNGM
Simple Remote Controller: UTY-RSNGM
Communication kit: UTY-XCBXZ2
Wireless LAN Interface: UTY-TFNXZ3
External connect kit: UTY-XWZXZ5
Network Convertor for single split (DC power supply type): UTY-VTGX
Network Convertor for single split (AC power supply type): UTY-VTGXV
External switch controller: UTY-TERX

Dimensions

(Unit : mm)

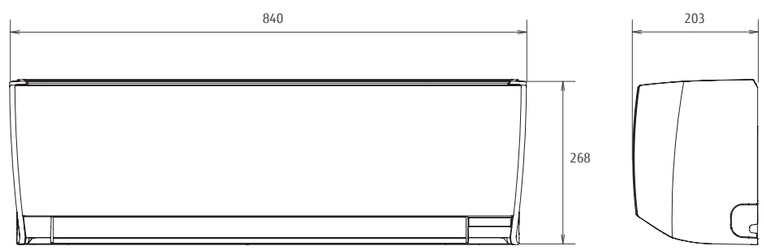

NEW

Wall Mounted

R410A

ALL DC

Economy · Diffuser · 10°C HEAT · Auto Changeover · Double · Adjust · Restart · Sleep · Program · Filter · ION · AF+ · Washable · Blue Fin

(30)

"Vertical airflow" provides powerful floor level heating.

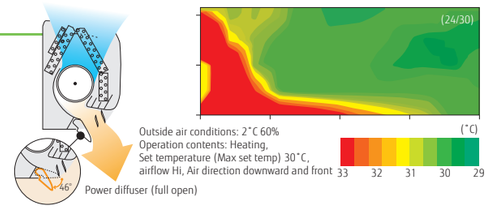

"Horizontal airflow" does not blow cool air directly at the occupants in the room.

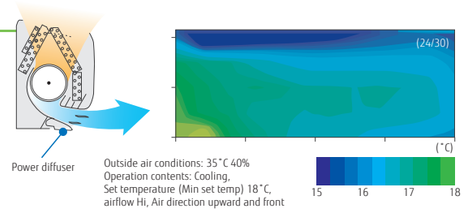

Air conditioner filter features

Using different filters at both sides

Ion Deodorization Filter

The filter deodorizes by powerfully decomposing absorbed odors using the oxidizing and reducing effects of ions generated by the ultra-fine-particle ceramic.

Apple-catechin Filter

The Apple-catechin filter uses static electricity to clean fine particles and dust in the air.

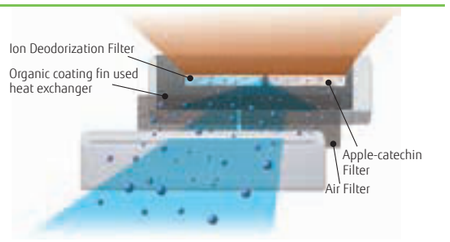

Flexible Installation

	18 model	24 model	30 model
Max. Piping Length	25 m	30 m	50 m
Max. Height	20 m	20 m	30 m

Low ambient operation

-15°C at Heating

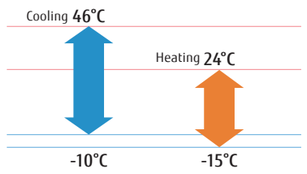

Model: ASHG18LFCA / ASHG24LFCC / ASHG30LFCA

Wireless R.C.

AOHG18LFC
AOHG24LFCC

AOHG30LFT

Specifications

Model No.	Indoor unit		ASHG18LFCA	ASHG24LFCC	ASHG30LFCA
	Outdoor unit		AOHG18LFC	AOHG24LFCC	AOHG30LFT
Power Source		V/Ø/Hz	230/1/50	230/1/50	230/1/50
Capacity	Cooling (Min.-Max.)	kW	5.2 (0.9-6.0)	7.1 (0.9-8.0)	8.0 (2.9-9.0)
		Btu/h	17,700 (3,100-20,500)	24,200 (3,100-27,300)	27,300 (9,900-30,700)
	Heating (Min.-Max.)	kW	6.3 (0.9-9.1)	8.0 (0.9-10.6)	8.8 (2.2-11.0)
		Btu/h	21,500 (3,100-31,000)	27,300 (3,100-36,200)	30,000 (7,500-37,600)
Input Power	Cooling/Heating	kW	1.52/1.71	2.20/2.21	2.49/2.44
EER	Cooling	W/W	3.42	3.23	3.21
COP	Heating		3.68	3.61	3.61
Running Current	Cooling/Heating	A	9.0/12.5	13.5/18.5	17.0/19.0
Moisture Removal		l/h	2.6	2.7	3.2
Sound Pressure Level (Cooling/Heating)	Indoor (High)	dB(A)	43/42	49/48	48/49
	Outdoor		50/51	55/56	53/55
Airflow Rate (Cooling/Heating)	Indoor (High)	m^3/h	900/900	1,120/1,120	1,100/1,150
	Outdoor		2,150/2,070	2,460/2,340	3,600/3,600
Net Dimensions H x W x D Net Weight	Indoor	mm	320 × 998 × 238	320 × 998 × 238	320 × 998 × 238
		kg(lbs)	14 (31)	14 (31)	14 (31)
	Outdoor	mm	620 × 790 × 290	620 × 790 × 290	830 × 900 × 330
		kg(lbs)	41 (90)	41 (90)	61 (134)
Piping Connections (Small / Large)		mm	6.35/12.70	6.35/15.88	9.52/15.88
Drain Pipe Diameter (I.D./O.D.)			12/16	12/16	12/16
Max. Pipe Length (Pre-Charge)		m	25 (15)	30 (15)	50 (20)
Max. Height Difference			20	20	30
Operation Range	Cooling	°CDB	-10 to 46	-10 to 46	-10 to 46
	Heating		-15 to 24	-15 to 24	-15 to 24
Refrigerant			R410A	R410A	R410A

Optional parts

Wired Remote Controller: UTY-RNNGM, UTY-RVNGM
Simple Remote Controller: UTY-RSNGM
External Switch Controller: UTY-TERX
Network Convertor for single split (DC power supply type): UTY-VTGX
Network Convertor for single split (AC power supply type): UTY-VTGXV
External Connect Kit: UTY-XWZX
Wireless LAN Interface: UTY-TFNXZ3

Dimensions

(Unit : mm)

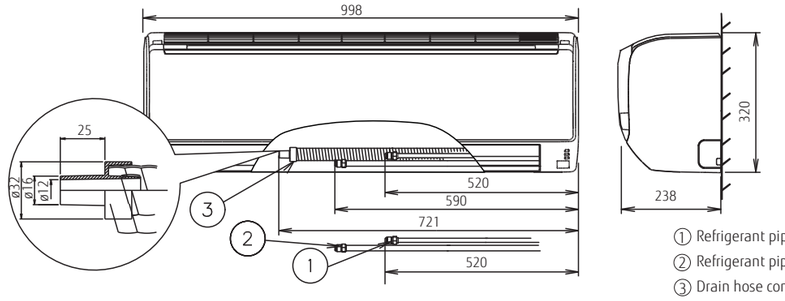

① Refrigerant pipe flare connection (Liquid)
② Refrigerant pipe flare connection (Gas)
③ Drain hose connection (Drain hose)

Wall Mounted

R410A

ALL DC

Save | Economy | Powerful | Saver Room | 10°C HEAT | Low Noise | Auto Changeover | Double | Adjust | Restart | Sleep | Program | Weekly | Filter | ION | AF | Washable | Blue Fin

Large Capacity & Powerful airflow

Achieved large capacity and powerful airflow by large heat exchanger, long cross-flow fan, high output DC fan motor and new airflow structure design.

New dual suction design

Human sensor

Human sensor catches movements of people in a room, and operates with lower capacity when people leave the room. When people come back to the room, it automatically returns to previous operating mode.

Server room function*

The following interlock operation is possible by connecting 2 indoor units with a cable. Cooling operation can be performed even in the low outdoor temperature and low humidity environment.



- **Alternative operation:** Two units operate alternately.
- **Backup operation:** When 1 unit breaks down, the other unit starts operating automatically.
- **Supporting operation:** Both units operate simultaneously when the loaded capacity is not enough with one unit.

*2 x UTY-XWNX of optional parts are required.

Wide operation range

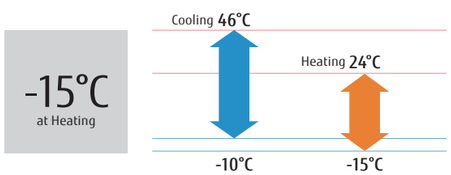

Model: ASHG30LMTA / ASHG36LMTA

Wireless R.C.

AOHG30LMTA
AOHG36LMTA

Specifications

Model No.	Indoor unit		ASHG30LMTA	ASHG36LMTA
	Outdoor unit		AOHG30LMTA	AOHG36LMTA
Power Source		V/Ø/Hz	230/1/50	230/1/50
Capacity	Cooling (Min.-Max.)	kW	8.0(2.9-9.0)	9.4(2.9-10.0)
		Btu/h	27,300(9,900-30,700)	32,100(9,900-34,100)
	Heating (Min.-Max.)	kW	8.8(2.2-11.0)	10.1(2.7-11.2)
		Btu/h	30,000(7,500-37,500)	34,500(9,200-38,200)
Input Power	Cooling/Heating	kW	2.33/2.41	3.16/2.96
EER	Cooling	W/W	3.43	2.97
COP	Heating		3.65	3.41
Running Current	Cooling/Heating	A	10.2/10.5	13.9/13.0
Moisture Removal		l/h	2.7	3.7
Sound Pressure Level (Cooling/Heating)	Indoor (High)	dB(A)	50/49	50/49
	Outdoor		52/55	55/56
Airflow Rate (Cooling/Heating)	Indoor (High)	m^3/h	1,380/1,380	1,380/1,380
	Outdoor		3,600/3,600	3,800/3,800
Net Dimensions H x W x D	Indoor	mm	340 × 1,150 × 280	340 × 1,150 × 280
		kg(lbs)	18 (40)	18 (40)
Net Weight	Outdoor	mm	830 × 900 × 330	830 × 900 × 330
		kg(lbs)	61 (134)	61 (134)
Piping Connections (Small / Large)		mm	9.52/15.88	9.52/15.88
Drain Pipe Diameter (I.D./O.D.)			11.8/15.0 to 16.8	11.8/15.0 to 16.8
Max. Pipe Length (Pre-Charge)		m	50 (20)	50 (20)
Max. Height Difference			30	30
Operation Range	Cooling	°CDB	-15 to 46	-15 to 46
	Heating		-15 to 24	-15 to 24
Refrigerant			R410A	R410A

Optional parts

Compact Wired Remote Controller:	UTY-RCRGZ1 UTY-RCRGZ1K	Simple Remote Controller:	UTY-RSRG UTY-RSNGM	Network Convertor for single split (DC power supply type):	UTY-VTGX
				Network Convertor for single split (AC power supply type):	UTY-VTGXV
Wired Remote Controller (Touch Panel):	UTY-RNRGZ5	External Switch Controller:	UTY-TERX	External input and output PCB:	UTY-XCSXZ1
Wired Remote Controller:	UTY-RLRG UTY-RNNGM	Wireless LAN Interface:	UTY-TFNXZ3	External input and output PCB Box:	UTZ-GXXB
		KNX® Convertor:	UTY-VKSX	External Connect Kit:	UTY-XWZX
Wired Remote Controller:	UTY-RVNGM	MODBUS™ Convertor:	UTY-VMSX	Communication Kit:	UTY-TWRX
Simple Remote Controller (Without operation mode):	UTY-RHRG	Communication kit	UTY-XWNX		

Dimensions

(Unit : mm)

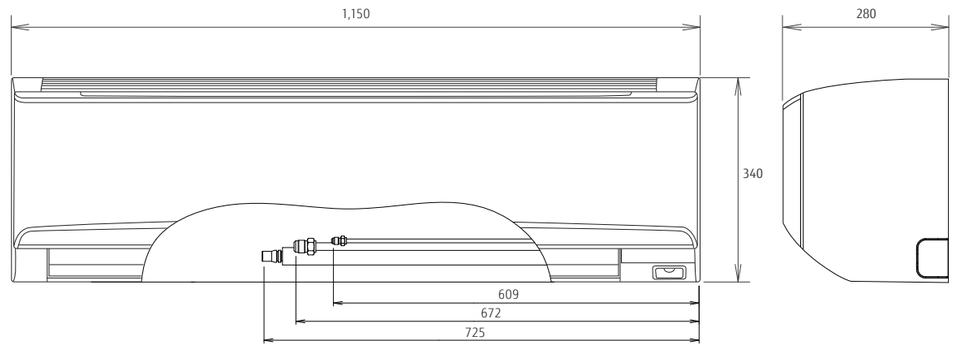

Compact Cassette

R410A

ALL DC

Economy | 10°C HEAT | Auto Changeover | Up/Down | Adjust | Restart | Sleep | Program | Filter | Drain Pump

2-stage turbo fan

High efficiency design by 2 stage structure

Previous turbo fan

In the case of a conventional fan, the air outlet range was narrow as the airflow moved to the motor side which meant the velocity of air passing through the heat exchanger was uneven.

Wind velocity
Fast
Slow

2-stage turbo fan

An evenly spread air distribution across the heat exchanger is possible due to the 2 stage turbo fan which produces two separate airflow streams.



Quiet quality

Optimized wing form (laminar wing type) and wing number (7 blades each)

Designed by CFD-analysis (fluid) simulations

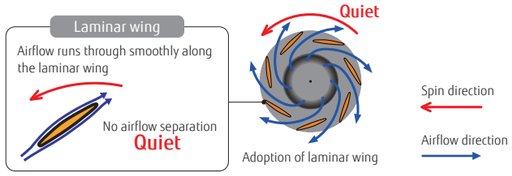

Improvement of the airflow distribution

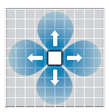

Bottom view

The louver design distributes air leaving a space between the chassis and the ceiling allowing far and wide airflow distribution.

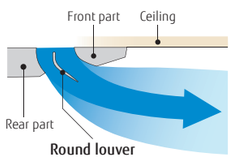



Much less temperature irregularity by spreading airflow widely

Wide operation range

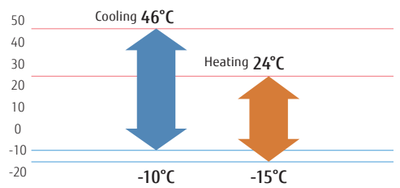

Model : AUHG18LVLB / AUHG24LVLA

Wireless R.C.

AOHG18LBCB

AOHG24LBCB

Specifications

Model No.			AUHG18LVLB	AUHG24LVLA
Indoor unit				
Outdoor unit			AOHG18LBCB	AOHG24LBCB
Power Source		V/Ø/Hz	230/1/50	230/1/50
Capacity	Cooling (Min.-Max.)	kW	5.20(0.9-5.9)	6.80(0.9-8.0)
		Btu/h	17,700(3,100-20,100)	23,200(3,100-27,300)
	Heating (Min.-Max.)	kW	6.00(0.9-7.5)	8.00(0.9-9.1)
		Btu/h	20,500(3,100-25,600)	27,300(3,100-31,000)
Input Power	Cooling/Heating	kW	1.62/1.66	2.21/2.26
EER	Cooling	W/W	3.21	3.08
COP	Heating		3.61	3.54
Running Current	Cooling/Heating	A	11.5-13.5	14.7-15.7
Moisture Removal		l/h	2.2	2.7
Sound Pressure Level (Cooling/Heating)	Indoor (High)	dB(A)	38/43	49/49
	Outdoor		50/50	53/54
Airflow Rate (Cooling/Heating)	Indoor (High)	m^3/h	680/800	930/930
	Outdoor		2,380/2,080	2,850/2,700
Net Dimensions H x W x D	Indoor / grille	mm	245 × 570 × 570 / 49 × 700 × 700	245 × 570 × 570 / 49 × 700 × 700
Net Weight		kg(lbs)	15.0 (33) / 2.6 (6)	16.0 (35) / 2.6 (6)
Net Dimensions H x W x D	Outdoor	mm	632 × 799 × 290	716 × 820 × 315
Net Weight		kg(lbs)	36 (79)	42 (93)
Piping Connections (Small / Large)		mm	6.35/12.70	6.35/15.88
Drain Pipe Diameter (I.D./O.D.)			25/32	25/32
Max. Pipe Length (Pre-Charge)		m	25 (15)	30 (15)
Max. Height Difference			15	20
Operation Range	Cooling	°CDB	-10 to 46	-10 to 46
	Heating		-15 to 24	-15 to 24
Refrigerant			R410A	R410A
Cassette Grille			UTG-UFGD-W	UTG-UFGD-W

Optional parts

Wired Remote Controller:	UTY-RNNGM UTY-RVNGM	Network Convertor for single split (DC power supply type):	UTY-VTGX
Simple Remote Controller:	UTY-RSNGM	Network Convertor for single split (AC power supply type):	UTY-VTGXV
External Switch Controller:	UTY-TERX		
External Connect Kit:	UTY-XWZX		
Insulation Kit For High Humidity:	UTZ-KXGC		
Fresh Air Intake Kit:	UTZ-VXAA		
Cassette Grille:	UTG-UFGD-W		
Air Outlet Shutter Plate:	UTR-YDZB		
Wireless LAN Interface:	UTY-TFNXZ3		

Dimensions

(Unit : mm)

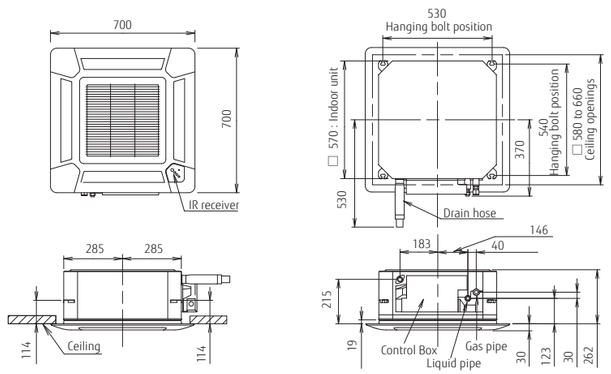

Cassette

R410A

ALL DC

Economy | Auto Changeover | Up/Down | Adjust | Restart | Duct | Distributing | +Setback | Filter | Blue Fin

High efficiency turbo fan with 3-dimensional blade

Previous turbo fan: Air passing through the heat exchanger was uneven and the air would only flow close to the ceiling.

New turbo fan: High efficiency airflow distribution has been achieved by the introduction of a 3 dimensional blade which increases the air passing over the heat exchanger.

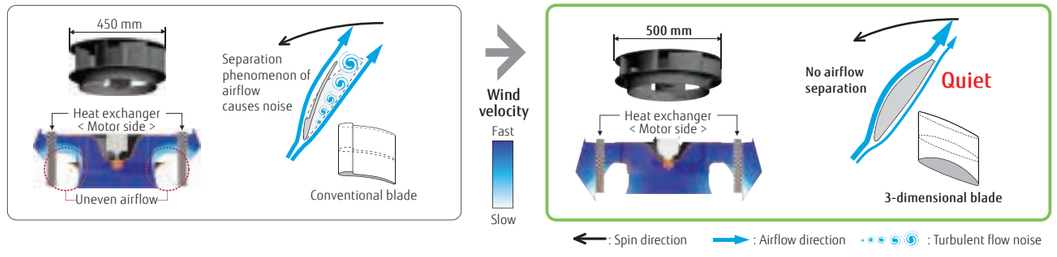

Improvement of the airflow distribution

The louver design distributes air leaving a space between the chassis and the ceiling allowing far and wide airflow distribution.

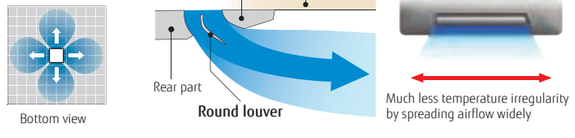

Adjustment of hanger position is possible after installation.

Hanging bracket can be checked directly by removing the corner cover. Hanging position can be arranged easily.



Wide operation range

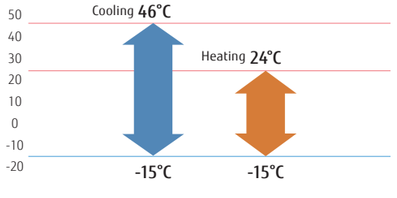

Model: AUGG30LRLA-A / AUGG36LRLA-A / AUGG45LRLA-A / AUGG54LRLA-A

Wired R.C.

AOGG30LBTA-A
AOGG36LBTA-A

AOGG45LBTA-A
AOGG54LBTA-A

Specifications

Model No.	Indoor unit		AUGG30LRLA-A	AUGG36LRLA-A	AUGG45LRLA-A	AUGG54LRLA-A
	Outdoor unit		AOGG30LBTA-A	AOGG36LBTA-A	AOGG45LBTA-A	AOGG54LBTA-A
Power Source		V/Ø/Hz	230/1/50	230/1/50	230/1/50	230/1/50
Capacity	Cooling (Min.-Max.)	kW	8.50(2.8-10.0)	10.00(2.8-11.2)	12.50(4.0-14.0)	13.3(4.5-14.5)
		Btu/h	29,000(9,500-34,100)	34,100(9,500-38,200)	42,700(13,700-47,800)	45,400(15,400-49,500)
	Heating (Min.-Max.)	kW	10.00(2.7-11.2)	11.20(2.7-12.7)	14.00(4.2-16.2)	16.0(4.7-16.5)
		Btu/h	34,100(9,200-38,200)	38,200(9,200-43,300)	47,800(14,300-55,300)	54,600(16,000-56,300)
Input Power	Cooling/Heating	kW	2.54/2.77	3.12/3.02	3.88/3.77	4.42/4.69
EER	Cooling	W/W	3.35	3.21	3.22	3.01
COP	Heating		3.61	3.71	3.71	3.41
Running Current	Cooling/Heating	A	11.1/12.2	13.7/13.3	16.9/16.5	19.3/20.5
Moisture Removal		l/h	2.5	3.5	4.5	5.0
Sound Pressure Level (Cooling/Heating)	Indoor (High)	dB(A)	40/40	43/43	46/46	47/47
	Outdoor		53/55	54/55	55/55	55/57
Airflow Rate (Cooling/Heating)	Indoor (High)	m^3/h	1,600/1,600	1,800/1,800	1,900/1,900	2,000/2,000
	Outdoor		3,600/3,800	3,800/3,800	6,750/6,200	6,750/6,850
Net Dimensions H x W x D	Indoor / grille	mm	288 × 840 × 840 / 50 × 950 × 950			
		kg(lbs)	23.0(51)/5.5(12)	23.0(51)/5.5(12)	26.0(57)/5.5(12)	26.0(57)/5.5(12)
Net Weight	Outdoor	mm	830 × 900 × 330	830 × 900 × 330	1,290 × 900 × 330	1,290 × 900 × 330
		kg(lbs)	61.0(134)	61.0(135)	86.0(190)	86.0(190)
Piping Connections (Small / Large)		mm	9.52/15.88	9.52/15.88	9.52/15.88	9.52/15.88
Drain Pipe Diameter (I.D./O.D.)			25.0/32.0	25.0/32.0	25.0/32.0	25.0/32.0
Max. Pipe Length (Pre-Charge)		m	50(20)	50(20)	50(20)	50(20)
Max. Height Difference			30	30	30	30
Operation Range	Cooling	°CDB	-15 to 46	-15 to 46	-15 to 46	-15 to 46
	Heating		-15 to 24	-15 to 24	-15 to 24	-15 to 24
Refrigerant			R410A	R410A	R410A	R410A
Cassette Grille			UTG-UGGA-W	UTG-UGGA-W	UTG-UGGA-W	UTG-UGGA-W

Optional parts

Wired Remote Controller:	UTY-RNNGM	Insulation Kit For High Humidity:	UTZ-KXGA
Simple Remote Controller (3-wire type):	UTY-RSNGM	Fresh Air Intake Kit:	UTZ-VXGA
External Connect Kit:	UTD-ECS5A		
Wide Panel:	UTG-AGYA-W		
Panel Spacer:	UTG-BGYA-W		
Cassette Grille:	UTG-UGGA-W		
Air Outlet Shutter Plate:	UTR-YDZC		
IR Receiver Unit:	UTY-LRHGA2		
Wireless LAN Interface:	UTY-TFNXZ3		
External Connect Kit:	UTY-XWZX		

Dimensions

(Unit : mm)

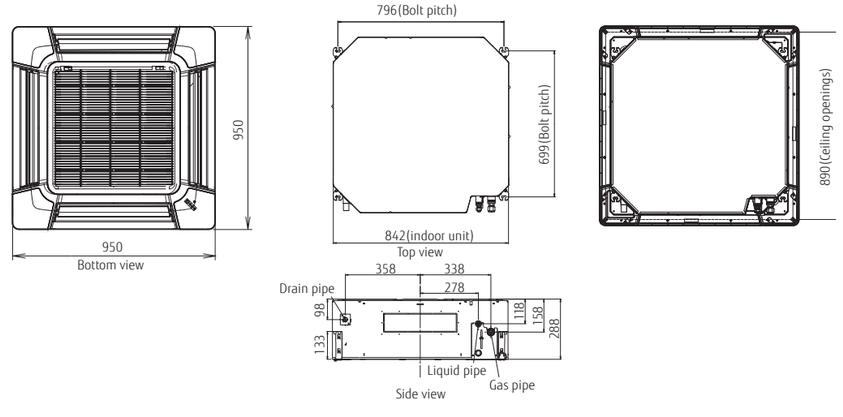

Circular Flow Cassette

REFRIGERANT R410A

ALL DC

Economy | Set Temp. | Return | Auto Changeover | Up/Down | Adjust | Restart | Duct | Distributing | Individual | Auto OFF | Weekly | Filter | Blue Fin

(30/36/45/54)

Uniform air distribution by the seamless air opening

In new model, the gaps between each airflow openings are removed, which enables to distribute wider and uniform airflow to room.



Uniform temperature air conditioning

Achieve a comfortable air conditioning spread to every corner of the room by circular flow & wide vertical airflow.

Individual louver control

Each louver can be set individually by Touch Panel Wired Remote Controller to enjoy the comfort of different directional airflows according to various room layouts.

*Touch Panel Wired RC (UTY-RNRGZ5)only

Comfortable air conditioning by preventing direct blowing of cold air and by providing swinging air flow simultaneously.



Efficient air conditioning based on the room layout

Various Cassette Grille

Both black and white color grilles are available. There are three types, white color grille with Remote Controller, only white color grille and only black color grille. Possible to choose according to the atmosphere and the use of the room.

UTG-UKGA-W
White Color Grille
With touch panel wired remote controller

Human Sensor for Energy Saving (Option)

• Human sensor



2 modes can be selected.

Auto saving	Power is saved while people are away.
Auto OFF	Operation stops after people go out.

*Touch Panel Wired RC (UTY-RNRGZ5) only

Model: AUXG18LRLB / AUXG24LRLB
AUXG30LRLB / AUXG36LRLB / AUXG45LRLB / AUXG54LRLB

AUXG18/24LRLB

(Black panel)

Touch Panel Wired R.C.

AUXG30/36/45/54LRLB

(Black panel)

AOHG18LBCA
AOHG24LBCA

AOHG30LBTA
AOHG36LBTA

AOHG45LBTA
AOHG54LBTA

Specifications

Model No.	Indoor unit		AUXG18LRLB	AUXG24LRLB	AUXG30LRLB	AUXG36LRLB	AUXG45LRLB	AUXG54LRLB
	Outdoor unit		AOHG18LBCA	AOHG24LBCA	AOHG30LBTA	AOHG36LBTA	AOHG45LBTA	AOHG54LBTA
Power Source		V/Ø/Hz	230/1/50	230/1/50	230/1/50	230/1/50	230/1/50	230/1/50
Capacity	Cooling (Min.-Max.)	kW	5.2(0.9-6.5)	6.8(0.9-8.0)	8.5(2.8-10.0)	9.5(2.8-11.2)	12.5(4.0-14.0)	13.3(4.5-14.5)
		Btu/h	17,700(3,100-22,200)	23,200(3,100-27,300)	29,000(9,500-34,100)	32,400(9,500-38,200)	42,700(13,700-47,800)	45,400(21,200-49,500)
	Heating (Min.-Max.)	kW	6.0(0.9-8.0)	7.8(0.9-9.1)	10.0(2.7-11.2)	10.8(2.7-12.7)	14.0(4.2-16.2)	15.8(4.7-16.5)
		Btu/h	20,500(3,100-27,300)	26,600(3,100-31,000)	34,100(9,200-38,200)	36,900(9,200-43,300)	47,800(14,300-55,300)	53,900(16,000-56,300)
Input Power	Cooling/Heating	kW	1.42 / 1.50	2.16 / 2.18	2.56 / 2.77	2.96 / 2.91	3.85 / 3.73	4.38 / 4.58
EER	Cooling	W/W	3.66	3.15	3.32	3.21	3.25	3.04
COP	Heating		4.00	3.58	3.61	3.71	3.75	3.45
Running Current	Cooling/Heating	A	6.2 / 6.6	9.5 / 9.6	11.2 / 12.2	13.0 / 12.7	16.8 / 16.3	19.1 / 20.0
Moisture Removal		l/h	2.2	2.7	2.5	3.3	4.5	5.0
Sound Pressure Level (Cooling/Heating)	Indoor (High)	dB(A)	33/33	35/35	40/40	44/44	46/46	47/47
	Outdoor		51/50	55/56	53/55	54/55	55/55	55/57
Airflow Rate (Cooling/Heating)	Indoor (High)	m^3/h	1,050/1,050	1,150/1,150	1,600/1,600	1,900/1,900	2,000/2,000	2,100/2,100
	Outdoor		1,900/1,700	2,460/2,340	3,600/3,600	3,800/3,800	6,750/6,200	6,750/6,850
Net Dimensions H x W x D	Indoor / grille	mm	246 × 840 × 840 / 53 × 950 × 950		288 × 840 × 840 / 53 × 950 × 950			
Net Weight		kg(lbs)	24 (53) / 6.0 (13)	24 (53) / 6.0 (13)	26 (57) / 6.0 (13)	26 (57) / 6.0 (13)	29 (64) / 6.0 (13)	29 (64) / 6.0 (13)
Net Dimensions H x W x D	Outdoor	mm	620 × 790 × 290	620 × 790 × 290	830 × 900 × 330	830 × 900 × 330	1,290 × 900 × 330	1,290 × 900 × 330
Net Weight		kg(lbs)	41 (90)	41 (90)	61 (134)	61 (134)	86 (190)	86 (190)
Piping Connections (Small / Large)		mm	6.35/12.7	6.35/15.88	9.52/15.88	9.52/15.88	9.52/15.88	9.52/15.88
Drain Pipe Diameter (I.D./O.D.)			25/32	25/32	25/32	25/32	25/32	25/32
Max. Pipe Length (Pre-Charge)		m	30 (15)	30 (15)	50 (20)	50(20)	50(20)	50(20)
Max. Height Difference			20	20	30	30	30	30
Operation Range	Cooling	°CDB	-15 to 46	-15 to 46	-15 to 46	-15 to 46	-15 to 46	-15 to 46
	Heating		-15 to 24	-15 to 24	-15 to 24	-15 to 24	-15 to 24	-15 to 24
Refrigerant			R410A	R410A	R410A	R410A	R410A	R410A
Cassette Grille	Variation		UTG-UKGA-W: White Color with touch panel wired remote controller UTG-UKGC-W: White Color / UTG-UKGA-B*1: Black Color					

*1: IR Receiver kit and human sensor kit cannot be connected.

Optional parts

Compact Wired Remote Controller:	UTY-RCRGZ1, UTY-RCRGZ1K	Wireless LAN Interface:	UTY-TFNXZ3	Cassette Grille:	UTG-UKGA-B
Wired Remote Controller:	UTY-RLRG, UTY-RVNGM	KNX® Convertor:	UTY-VKSX		UTG-UKGA-W
	UTY-RNNGM	MODBUS™ Convertor:	UTY-VMSX		UTG-UKGC-W
Wired Remote Controller (Touch Panel):	UTY-RNRGZ5	External input and output PCB:	UTY-XCSX	Network Convertor for single split (DC power supply type):	UTY-VTGX
Simple Remote Controller (3-wire type):	UTY-RSNGM	External Connect Kit:	UTY-XWZXZG	Network Convertor for single split (AC power supply type):	UTY-VTGXV
Simple Remote Controller (2-wire type):	UTY-RSRG	Insulation Kit For High Humidity:	UTZ-KXRA	Air Outlet Shutter Plate:	UTR-YDZK
Simple Remote Controller (2-wire type): (Without operation mode)	UTY-RHRG	Fresh Air Intake Kit:	UTZ-VXRA	IR Receiver Unit:	UTY-LBTGC
		External input and output PCB Box:	UTZ-GXRA		
Human Sensor Kit:	UTY-SHZXC	Wide Panel:	UTG-AKXA-W	**(Outdoor unit 45/54)**	
External Switch Controller:	UTY-TERX	Panel Spacer:	UTG-BKXA-W	External Connect Kit:	UTY-XWZXZ3

Dimensions

(Unit : mm)

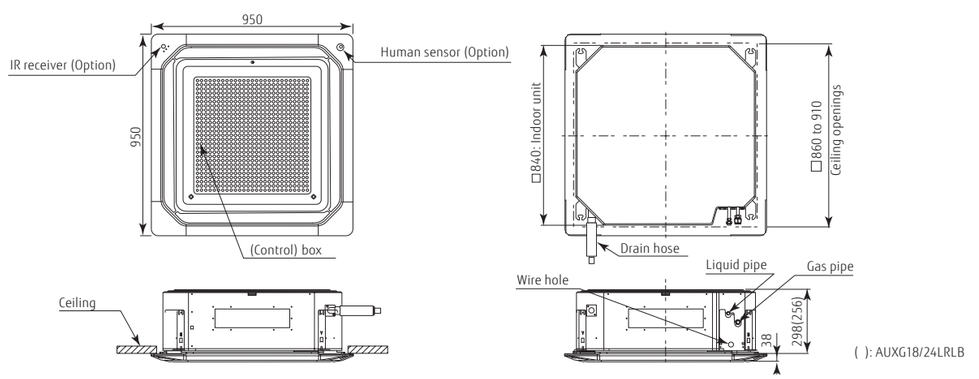

Floor/ Ceiling Universal

R410A

ALL DC

Economy · HEAT · Auto Changeover · Double · Adjust · Restart · Sleep · Program · Filter

Flexible installation

Example for floor installation

Floor console

Example for ceiling installation

Under ceiling

Double auto swing

A combination of right/left and up/down directional swing allows 3-dimensional air direction control

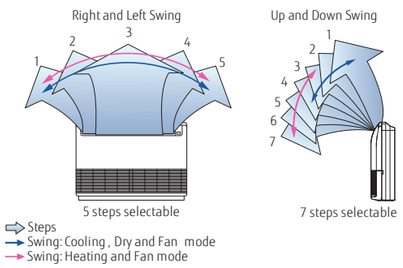

High power DC fan motor

- High power
- Wide rotation range
- High efficiency



Wide operation range

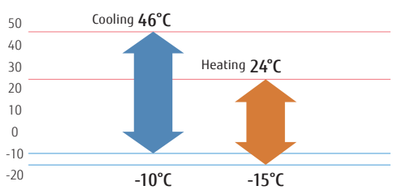

Model : ABHG18LVTB / ABHG24LVTA

Wireless R.C.

AOHG18LBCB

AOHG24LBCB

Specifications

Model No.	Indoor unit		ABHG18LVTB	ABHG24LVTA
	Outdoor unit		AOHG18LBCB	AOHG24LBCB
Power Source		V/Ø/Hz	230/1/50	230/1/50
Capacity	Cooling (Min.-Max.)	kW	5.20(0.9-5.9)	6.80(0.9-8.0)
		Btu/h	17,700(3,100-20,100)	23,200(3,100-27,300)
	Heating (Min.-Max.)	kW	6.00(0.9-7.5)	8.00(0.9-9.1)
		Btu/h	20,500(3,100-25,600)	27,300(3,100-31,000)
Input Power	Cooling/Heating	kW	1.62/1.66	2.21/2.26
EER	Cooling	W/W	3.21	3.08
COP	Heating		3.61	3.54
Running Current	Cooling/Heating	A	11.5-13.5	14.7-15.7
Moisture Removal		l/h	2.0	2.7
Sound Pressure Level (Cooling/Heating)	Indoor (High)	dB(A)	43/43	48/48
	Outdoor		50/50	53/54
Airflow Rate (Cooling/Heating)	Indoor (High)	m^3/h	780/780	980/980
	Outdoor		2,380/2,080	2,850/2,700
Net Dimensions H x W x D Net Weight	Indoor	mm	199 × 990 × 655	199 × 990 × 655
		kg(lbs)	27 (60)	27 (60)
	Outdoor	mm	632 × 799 × 290	716 × 820 × 315
		kg(lbs)	36 (79)	42 (93)
Piping Connections (Small / Large)		mm	6.35/12.70	6.35/15.88
Drain Pipe Diameter (I.D./O.D.)			25/32	25/32
Max. Pipe Length (Pre-Charge)		m	25 (15)	30 (15)
Max. Height Difference			15	20
Operation Range	Cooling	°CDB	-10 to 46	-10 to 46
	Heating		-15 to 24	-15 to 24
Refrigerant			R410A	R410A

Optional parts

Wired Remote Controller:	UTY-RNNGM, UTY-RVNGM
Simple Remote Controller:	UTY-RSNGM
External Switch Controller:	UTY-TERX
Network Convertor for single split (DC power supply type):	UTY-VTGX
Network Convertor for single split (AC power supply type):	UTY-VTGXV
External Connect Kit:	UTY-XWZX
Wireless LAN Interface:	UTY-TFNXZ3

Dimensions

(Unit : mm)

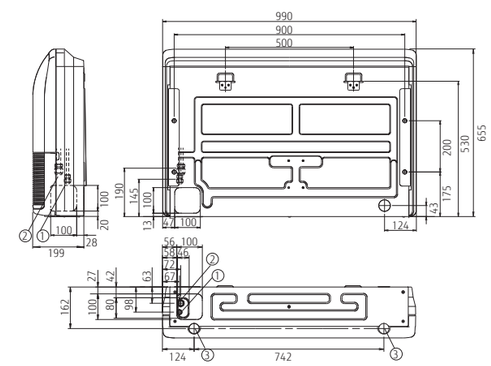

① Refrigerant piping flare connection (Liquid)
② Refrigerant piping flare connection (Gas)
③ Drain piping connection

Ceiling

ALL DC

Economy | 10°C HEAT | Auto Changeover | Double | Adjust | Restart | Duct | Sleep | Program | Filter | Blue Fin

Flexible installation

Various installations are possible to match the room layout.

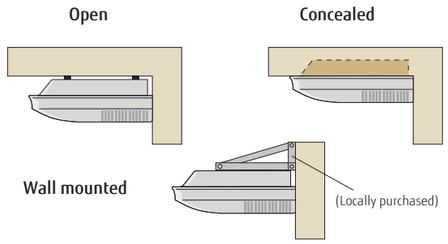

Multi auto swing

A combination of right/left and up/down directional swing allows 3-dimensional air direction control.

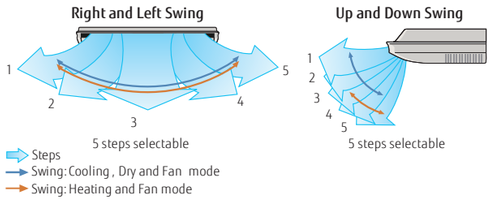

Fresh air intake

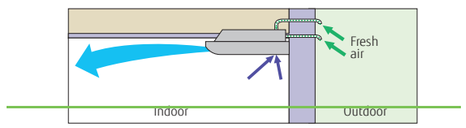

Wide operation range

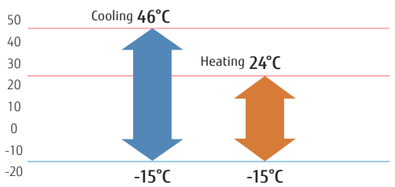

Model : ABGG30LRTA-A / ABGG36LRTA-A / ABGG45LRTA-A

Wireless R.C.

AOGG30LBTA-A
AOGG36LBTA-A

AOGG45LBTA-A

Specifications

Model No.	Indoor unit		ABGG30LRTA-A	ABGG36LRTA-A	ABGG45LRTA-A
	Outdoor unit		AOGG30LBTA-A	AOGG36LBTA-A	AOGG45LBTA-A
Power Source		V/Ø/Hz	230/1/50	230/1/50	230/1/50
Capacity	Cooling (Min.-Max.)	kW	8.50(2.8-10.0)	9.40(2.8-11.2)	12.10(4.0-13.3)
		Btu/h	29,000(9,500-34,100)	32,100(9,500-38,200)	41,300(13,700-45,400)
	Heating (Min.-Max.)	kW	10.00(2.7-11.2)	11.20(2.7-12.7)	13.30(4.2-15.5)
		Btu/h	34,100(9,200-38,200)	38,200(9,200-43,300)	45,400(14,300-52,900)
Input Power	Cooling/Heating	kW	2.54/2.77	2.93/3.02	3.77/3.68
EER	Cooling	W/W	3.35	3.21	3.21
COP	Heating		3.61	3.71	3.61
Running Current	Cooling/Heating	A	11.1/12.2	12.8/13.2	16.5/16.1
Moisture Removal		l/h	2.5	3.0	4.0
Sound Pressure Level (Cooling/Heating)	Indoor (High)	dB(A)	45/45	47/47	49/49
	Outdoor		53/55	54/55	55/55
Airflow Rate (Cooling/Heating)	Indoor (High)	m^3/h	1,660/1,660	1,900/1,900	2,100/2,100
	Outdoor		3,600/3,600	3,800/3,800	6,750/6,200
Net Dimensions H x W x D Net Weight	Indoor	mm	240 × 1,660 × 700	240 × 1,660 × 700	240 × 1,660 × 700
		kg(lbs)	46.0(101)	46.0(101)	46.0(101)
	Outdoor	mm	830 × 900 × 330	830 × 900 × 330	1,290 × 900 × 330
		kg(lbs)	61.0(134)	61.0(134)	86.0(190)
Piping Connections (Small / Large)		mm	9.52/15.88	9.52/15.88	9.52/15.88
Drain Pipe Diameter (I.D./O.D.)			22.0/25.6	22.0/25.6	22.0/25.6
Max. Pipe Length (Pre-Charge)		m	50(20)	50(20)	50(20)
Max. Height Difference			30	30	30
Operation Range	Cooling	°CDB	-15 to 46	-15 to 46	-15 to 46
	Heating		-15 to 24	-15 to 24	-15 to 24
Refrigerant			R410A	R410A	R410A

Optional parts

Wired Remote Controller:	UTY-RNNGM	**(Outdoor unit 36/45)**	
Simple Remote Controller (3-wire type):	UTY-RSNGM	External Connect Kit:	UTY-XWZXZ3
External Connect Kit:	UTD-ECS5A		
Drain Pump Unit:	UTR-DPB24T		
Wireless LAN Interface:	UTY-TFNXZ3		
External Connect Kit:	UTY-XWZX		
Flange (Round):	UTD-RF204		

Condensate lift-up mechanism (Option)

Optional drain lift-up mechanism allows flexible installation.

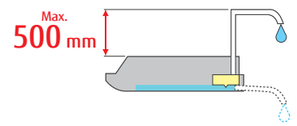

Dimensions

(Unit : mm)

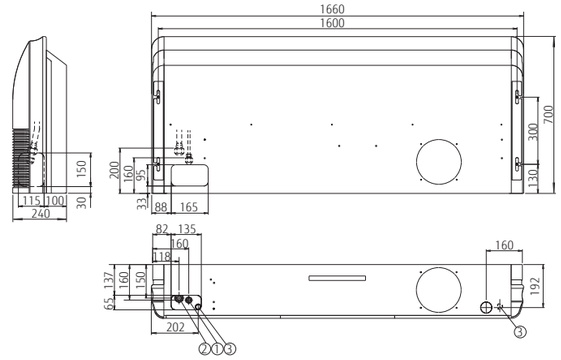

① Refrigerant piping flare connection (Liquid)
② Refrigerant piping flare connection (Gas)
③ Drain piping connection

Slim Duct

R410A

ALL DC

Economy · Auto Changeover · Adjust · Restart · +Setback · Filter · Drain Pump

Slim design

The slim design allows installations where ceilings are narrow.
Drain hose as standard accessory

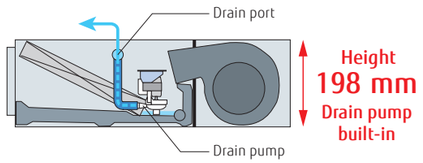

Flexible installation

2-type installation methods of ceiling concealed and floor concealed can be selected.

Ceiling concealed

Floor concealed

Selectable with a wide range of static pressure

By using the DC fan motor, it is possible to change the static pressure range from 0 to 90 Pa.
The change of static pressure range is possible by remote controller.

Static pressure range
0 to 90 Pa

Drain pump is standard accessory

Simple flat Auto Louver will provide comfort airflow and harmonize with luxury interior.

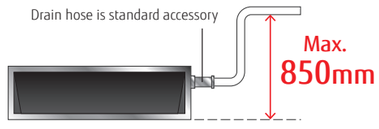

Wide operation range

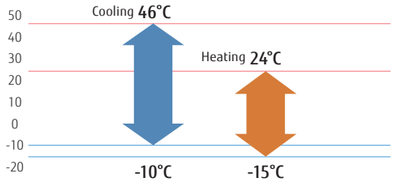

Model :ARHG18LLTB

Wired R.C.

AOHG18LBCB

Specifications

Model No.	Indoor unit		ARHG18LLTB
	Outdoor unit		AOHG18LBCB
Power Source		V/Ø/Hz	230/1/50
Capacity	Cooling (Min.-Max.)	kW	5.20
		Btu/h	17,700(3,100-20,100)
	Heating (Min.-Max.)	kW	6.00
		Btu/h	20,500(3,100-25,600)
Input Power	Cooling/Heating	kW	1.62/1.66
EER	Cooling	W/W	3.21
COP	Heating		3.61
Running Current	Cooling/Heating	A	7.2/7.4
Moisture Removal		l/h	2.0
Sound Pressure Level (Cooling/Heating)	Indoor (High)	dB(A)	32
	Outdoor		50/50
Airflow Rate (Cooling/Heating)	Indoor (High)	m^3/h	940/940
	Outdoor		2,380/2,080
Net Dimensions H x W x D Net Weight	Indoor	mm	198 × 900 × 620
		kg(lbs)	23 (51)
	Outdoor	mm	632 × 799 × 290
		kg(lbs)	36 (79)
Piping Connections (Small / Large)		mm	6.35/12.70
Drain Pipe Diameter (I.D./O.D.)			25/32
Max. Pipe Length (Pre-Charge)		m	25 (15)
Max. Height Difference			15
Operation Range	Cooling	°CDB	-10 to 46
	Heating		-15 to 24
Refrigerant			R410A

Optional parts

Wired Remote Controller: UTY-RNNGM
Simple Remote Controller: UTY-RSNGM
Wireless LAN Interface: UTY-TFNXZ3
External Connect Kit: UTD-ECS5A
Auto Louver Grille Kit: UTD-GXSB-W
IR Receiver Unit: UTY-LRHGM
Remote Sensor Unit: UTY-XSZX

Auto Louver Grille Kit (Option)

Simple flat Auto Louver will provide comfort airflow and harmonize with luxury interior.

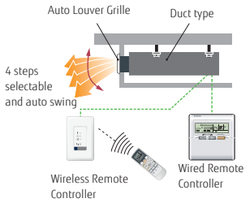

Dimensions

(Unit : mm)

* Service accessibility must be allowed for when installing the product.

  Please consult the installation manual for the necessary service access size.

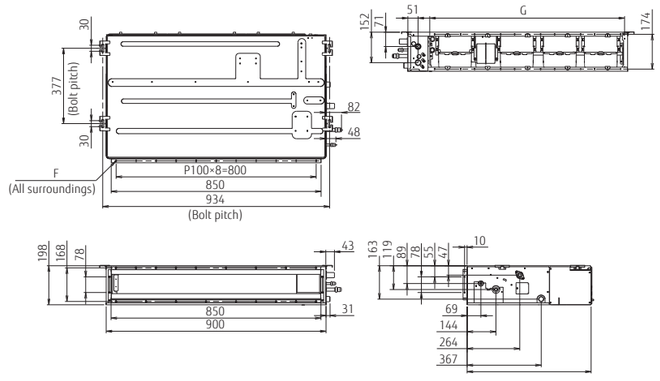

Medium Static Pressure Duct



R410A

ALL DC

Economy | Auto Changeover | Adjust | Restart | Duct | Distributing | +Setback | Filter | Blue Fin

(30/45)

Slim & Compact design

In the case of bottom return air connection, not only does the indoor unit design allow for installation in a narrow ceiling space of up to 270 mm, further space savings have been achieved by mounting the control box internally inside the chassis.

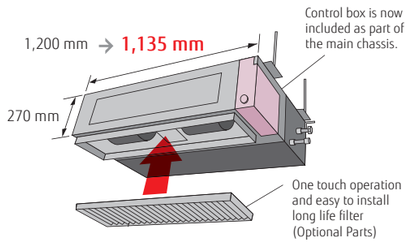

Easy maintenance

Structural improvement is attained by making the bottom panel two pieces, front and rear. The internal fan casing is also manufactured in two pieces, namely upper and lower. The maintenance of the motor and fan can be easily carried out by removing the rear panel and the lower part of the casing while leaving the main chassis installed.

See below for the case of rear suction type

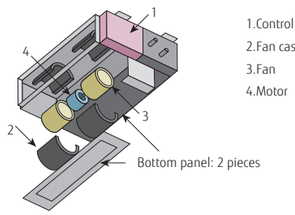

Two-direction drain piping

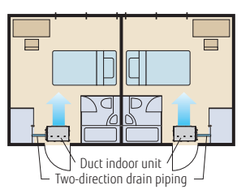

Wide operation range

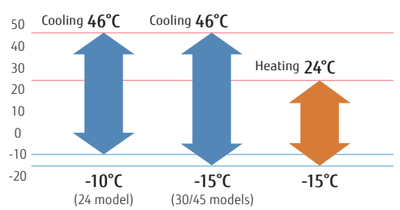

Model : ARHG24LMLA / ARGG30LMLA-A / ARGG45LMLA-A

Wired R.C.

AOHG24LBCB

AOGG30LBTA-A

AOGG45LBTA-A

Specifications

Model No.	Indoor unit		ARHG24LMLA	ARGG30LMLA-A	ARGG45LMLA-A
	Outdoor unit		AOHG24LBCB	AOGG30LBTA-A	AOGG45LBTA-A
Power Source		V/Ø/Hz	230/1/50	230/1/50	230/1/50
Capacity	Cooling (Min.-Max.)	kW	6.80(0.9-8.0)	8.50(2.8-10.0)	12.10(4.0-13.3)
		Btu/h	23,200(3,100-27,300)	29,000(9,500-34,100)	41,300(13,700-45,400)
	Heating (Min.-Max.)	kW	8.00(0.9-9.1)	10.00(2.7-11.2)	13.30(4.2-15.5)
		Btu/h	27,300(3,100-31,000)	34,100(9,200-38,200)	45,400(14,300-52,900)
Input Power	Cooling/Heating	kW	2.21/2.26	2.65/2.68	3.77/3.68
EER	Cooling	W/W	3.08	3.21	3.21
COP	Heating		3.54	3.73	3.61
Running Current	Cooling/Heating	A	14.7/15.7	11.6/11.7	16.5/16.1
Moisture Removal		l/h	2.5	2.5	4.0
Sound Pressure Level (Cooling/Heating)	Indoor (High)	dB(A)	31/31	39/42	42/42
	Outdoor		53/54	53/55	55/55
Airflow Rate (Cooling/Heating)	Indoor (High)	m^3/h	1,100/1,100	1,900/2,100	2,100/2,100
	Outdoor		2,850/2,700	3,600/3,600	6,750/6,200
Net Dimensions H x W x D	Indoor	mm	270 × 1,135 × 700	270 × 1,135 × 700	270 × 1,135 × 700
		kg(lbs)	38.0 (84)	37.0(82)	39.0(86)
Net Weight	Outdoor	mm	716 × 820 × 315	830 × 900 × 330	1,290 × 900 × 330
		kg(lbs)	42 (93)	61.0(134)	86.0(190)
Piping Connections (Small / Large)		mm	6.35/15.88	9.52/15.88	9.52/15.88
Drain Pipe Diameter (I.D./O.D.)			35.7/38.1	35.7/38.1	35.7/38.1
Max. Pipe Length (Pre-Charge)		m	30 (15)	50(20)	50(20)
Max. Height Difference			20	30	30
Operation Range	Cooling	°CDB	-10 to 46	-15 to 46	-15 to 46
	Heating		-15 to 24	-15 to 24	-15 to 24
Refrigerant			R410A	R410A	R410A

Optional parts

Wired Remote Controller: UTY-RNNGM, UTY-RVNGM (24)
Simple Remote Controller (3-wire type): UTY-RSNGM
Remote Sensor Unit: UTY-XSZX
Drain Pump Unit: UTZ-PX1NBA
External Switch Controller: UTY-TERX (24)
Wireless LAN Interface: UTY-TFNXZ3
External Connect Kit: UTD-ECS5A
Long-Life Filter: UTD-LF25NA
Flange (Round): UTD-RF204
Flange (Square): UTD-SF045T

IR Receiver Unit: UTY-LRHGM
Network Convertor for single split (DC power supply type): UTY-VTGX (24)
Network Convertor for single split (AC power supply type): UTY-VTGXV (24)

(Outdoor unit 45)
External Connect Kit: UTY-XWZXZ3

Dimensions

(Unit : mm)

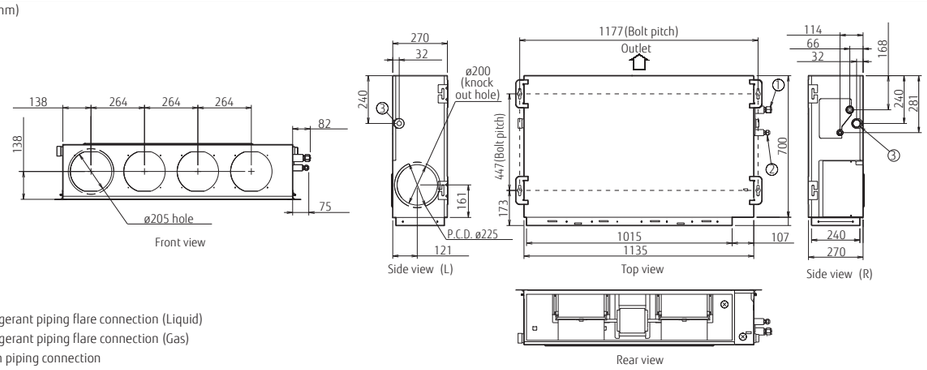

① Refrigerant piping flare connection (Liquid)
② Refrigerant piping flare connection (Gas)
③ Drain piping connection

High Static Pressure Duct

R410A

ALL DC

Economy · Auto Changeover · Adjust · Restart · +Setback · Filter · Blue Fin

High energy efficiency

Significantly greater efficiency is realized by using all DC inverter technology. (60 model)

Design also corresponding to high static pressure



45/54 models

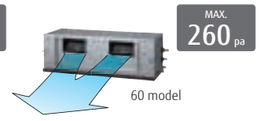

60 model

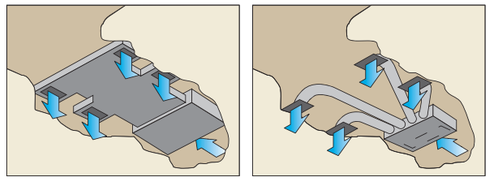

Easy installation (Compact size & Lightweight)

A compact size and lightweight indoor unit has been developed by reducing the basic chassis and the overall material weight.

(unit: mm)



45/54 models



60 model

Low noise

Cutting off the corners has enabled less turbulent airflow.
Low noise is realized by adopting a plastic case and a plastic fan.

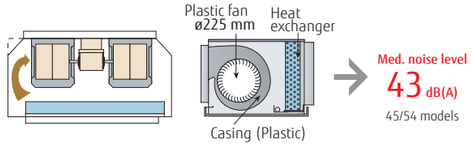

45/54 models

Wide operation range

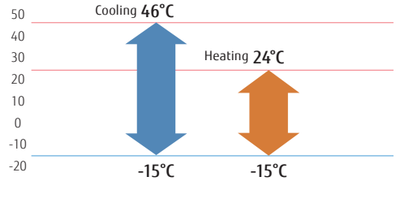

Model : ARHG45LHTA / ARHG54LHTA /
ARHG45LHTA [3 phase] / ARHG54LHTA [3 phase] / ARHG60LHTA [3 phase]

ARHG45/54LHTA

ARHG60LHTA

Wired R.C.

AOHG45/54LETL
AOHG45/54/60LATT

Specifications

Model No.	Indoor unit		ARHG45LHTA	ARHG54LHTA	ARHG45LHTA	ARHG54LHTA	ARHG60LHTA
	Outdoor unit		AOHG45LETL	AOHG54LETL	AOHG45LATT	AOHG54LATT	AOHG60LATT
Power Source		V/Ø/Hz	230/1/50	230/1/50	400/3/50	400/3/50	400/3/50
Capacity	Cooling (Min.-Max.)	kW	12.5(5.0-14.0)	13.4(5.0-15.0)	12.5(5.0-14.0)	14.0(5.0-16.0)	15.0(6.0-18.0)
		Btu/h	42,700(15,400-47,800)	45,700(17,100-49,500)	42,700(17,100-47,800)	47,800(18,400-54,600)	51,200(21,200-60,000)
	Heating (Min.-Max.)	kW	14.0(5.0-16.0)	16.0(6.0-18.0)	14.0(5.0-16.0)	16.0(6.0-18.0)	18.0(6.0-20.0)
		Btu/h	47,800(17,100-55,300)	54,600(18,800-61,500)	47,800(18,400-55,300)	54,600(19,800-61,500)	61,500(21,200-68,300)
Input Power	Cooling/Heating	kW	4.30/3.80	4.77/4.69	4.06/3.67	4.65/4.37	4.70/5.15
EER	Cooling	W/W	2.91	2.81	3.08	3.01	3.19
COP	Heating		3.68	3.41	3.81	3.66	3.50
Running Current	Cooling/Heating	A	19/17	21/21	6/6	7/7	7/8
Moisture Removal		l/h	1.5	2.0	1.5	2.5	2.0
Sound Pressure Level (Cooling/Heating)	Indoor (High)	dB(A)	47/47	47/47	47/47	47/47	45/45
	Outdoor		55/55	55/57	54/54	55/56	56/58
Airflow Rate (Cooling/Heating)	Indoor (High)	m^3/h	3,350/3,350	3,350/3,350	3,350/3,350	3,350/3,350	3,350/3,350
	Outdoor		6,750/6,200	6,750/6,850	6,750/6,200	6,900/6,900	6,900/7,300
Net Dimensions H x W x D Net Weight	Indoor	mm	400 × 1,050 × 500	400 × 1,050 × 500	400 × 1,050 × 500	400 × 1,050 × 500	425 × 1,250 × 490
		kg(lbs)	46 (101)	46 (101)	46(101)	46(101)	54(119)
	Outdoor	mm	1,290 × 900 × 330	1,290 × 900 × 330	1,290 × 900 × 330	1,290 × 900 × 330	1,290 × 900 × 330
		kg(lbs)	86 (189)	86 (189)	104(229)	104(229)	104(229)
Piping Connections (Small / Large)		mm	9.52/15.88	9.52/15.88	9.52/15.88	9.52/15.88	9.52/15.88
Drain Pipe Diameter (I.D./O.D.)			23.4/25.4	23.4/25.4	23.4/25.4	23.4/25.4	23.4/25.4
Max. Pipe Length (Pre-Charge)		m	50 (20)	50 (20)	75(30)	75(30)	75(30)
Max. Height Difference			30	30	30	30	30
Operation Range	Cooling	°CDB	-15 to 46	-15 to 46	-10 to 46	-10 to 46	-10 to 46
	Heating		-15 to 24	-15 to 24	-15 to 24	-15 to 24	-15 to 24
Refrigerant			R410A	R410A	R410A	R410A	R410A

Optional parts

Wired Remote Controller:	UTY-RNNGM, UTY-RVNGM
Simple Remote Controller:	UTY-RSNGM
External Switch Controller:	UTY-TERX
Remote Sensor Unit:	UTY-XSZX
Network Convertor for single split (DC power supply type):	UTY-VTGX
Network Convertor for single split (AC power supply type):	UTY-VTGXV
External Connect Kit:	UTD-ECS5A
IR Receiver Unit	UTY-LRHGM (60)
Long-Life Filter:	UTD-LF60KA (45/54)
WLAN adapter:	UTY-TFNXZ3

Dimensions

(Unit : mm)

Model:
ARHG45/54LHTA

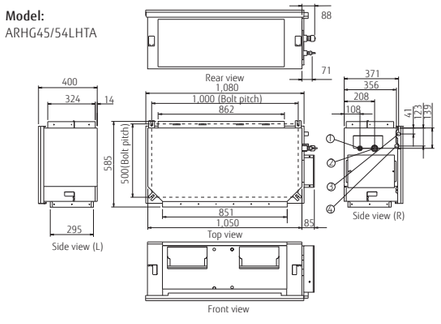

① Refrigerant piping flare connection (Liquid)
② Refrigerant piping flare connection (Gas)
③ Drain piping connection (Safety drain pan)
④ Drain piping connection(Main drain pan)

Model:
ARHG60LHTA

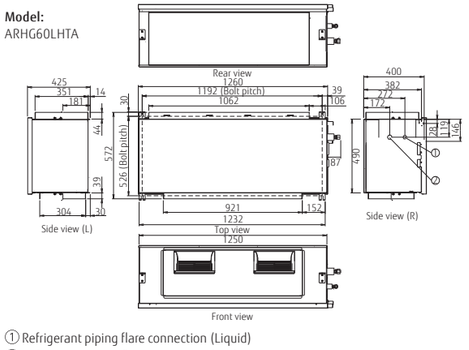

① Refrigerant piping flare connection (Liquid)
② Refrigerant piping flare connection (Gas)

NEW

Wall Mounted

Diffuser Powerful Double Adjust Restart Sleep Program Washable

Improve Energy Efficiency

The higher EER is achieved than our previous models*: 230 V

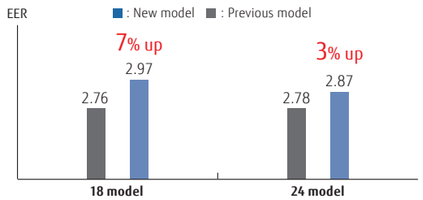

Flexible Piping Installation

Sufficient pipe length and height difference is provided, which enables to enhance the flexibility of installation.

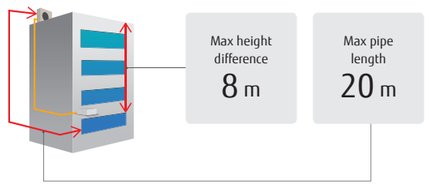

Quiet Operation

Quiet operation sound can expand the applications of the air conditioners.

Operation in
Quiet

Sound level
34 dB(A)

Power Diffuser

Power diffuser makes it possible for the air flow to reach every corner of the room.

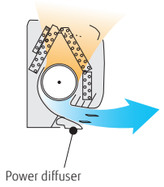

Operation In High Ambient Temperature

The operation is secured under the ambient temperature of up to 52 degrees Celsius in cooling operation.

Cooling
Max.52 ℃

Washable Front Panel

The front panel is easily detachable and is washable, which enables to the air conditioner always clean.

Model: ASGA18SEFT / ASGA24SEFT

Wireless R.C.

AOGA18SEFT
AOGA24SEFT

Specifications

Model No.	Indoor unit		ASGA18SEFT	ASGA24SEFT
	Outdoor unit		AOGA18SEFT	AOGA24SEFT
Power Source		V/Ø/Hz	220-230-240/1/50	220-230-240/1/50
Capacity	Cooling	kW	5.40-5.40-5.40	7.15-7.15-7.15
		Btu/h	18,400-18,400-18,400	24,400-24,400-24,400
Input Power	Cooling	kW	1.79-1.82-1.87	2.44-2.49-2.60
EER	Cooling	W/W	3.02-2.97-2.89	2.93-2.87-2.75
Running Current	Cooling	A	8.2-8.2-8.2	11.8-12.0-12.6
Moisture Removal		l/h	1.8	2.5
Sound Pressure Level (Cooling)	Indoor (High)	dB(A)	44-44-44	47-47-47
	Outdoor		53-54-54	54-55-56
Airflow Rate (Cooling)	Indoor (High)	m^3/h	1,020-1,020-1,020	1,150-1,150-1,150
	Outdoor		3,320-3,400-3,480	3,070-3,140-3,210
Net Dimensions H x W x D	Indoor	mm	320 × 998 × 238	320 × 998 × 238
		kg(lbs)	13.0(28.7)	13.0(28.7)
Net Weight	Outdoor	mm	650 × 830 × 320	650 × 830 × 320
		kg(lbs)	47.0(103.6)	55.0(121.3)
Piping Connections (Small / Large)		mm	6.35/15.88	6.35/15.88
Drain Pipe Diameter (I.D./O.D.)			12/16	12/16
Max. Pipe Length (Pre-Charge)		m	20(7.5)	20(7.5)
Max. Height Difference			8	8
Operation Range	Cooling	℃DB	21 to 52	21 to 52
Refrigerant			R410A	R410A

Optional parts

Wired Remote Controller: UTY-RNNGM
Simple Remote Controller (3-wire type): UTY-RSNGM
External Connect Kit: UTY-XWZX

Dimensions

(Unit : mm)

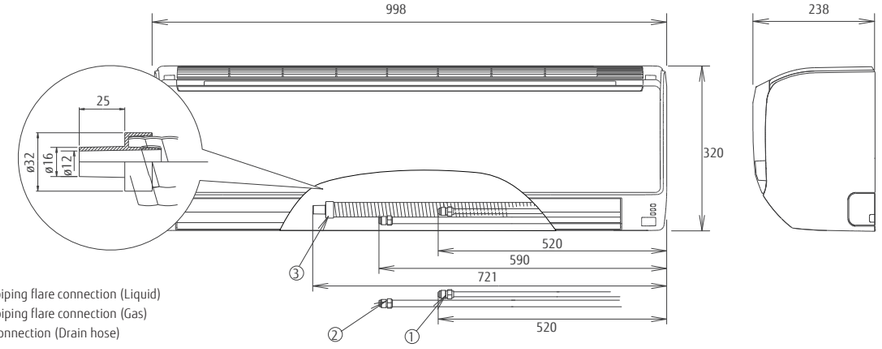

① Refrigerant piping flare connection (Liquid)
② Refrigerant piping flare connection (Gas)
③ Drain hose connection (Drain hose)

Wall Mounted

Diffuser Powerful Double Adjust Restart Sleep Program Washable

Improve Energy Efficiency

The higher EER is achieved than our previous models*: 230 V

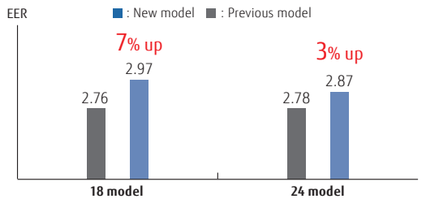

Flexible Piping Installation

Sufficient pipe length and height difference is provided, which enables to enhance the flexibility of installation.

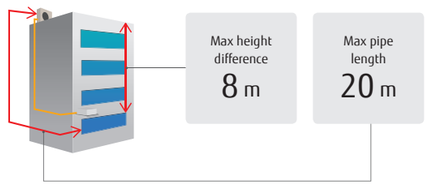

Quiet Operation

Quiet operation sound can expand the applications of the air conditioners.

Operation in **Quiet**

Sound level **34** dB(A)

Power Diffuser

Power diffuser makes it possible for the air flow to reach every corner of the room.

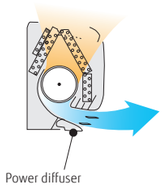

Operation In High Ambient Temperature

The operation is secured under the ambient temperature of up to 52 degrees Celsius in cooling operation.

Cooling Max.**52** ℃

Washable Front Panel

The front panel is easily detachable and is washable, which enables to the air conditioner always clean.

Model: ASGA18FMTA-A / ASGA24FMTA-A

Wireless R.C.

AOGA18FMTAHA
AOGA24FMTAHA

Specifications

Model No.	Indoor unit		ASGA18FMTA-A	ASGA24FMTA-A
	Outdoor unit		AOGA18FMTAHA	AOGA24FMTAHA
Power Source		V/Ø/Hz	220-230-240/1/50	220-230-240/1/50
Capacity	Cooling	kW	5.40-5.40-5.40	7.15-7.15-7.15
		Btu/h	18,400-18,400-18,400	24,400-24,400-24,400
Input Power	Cooling	kW	1.79-1.82-1.87	2.44-2.49-2.60
EER	Cooling	W/W	3.02-2.97-2.89	2.93-2.87-2.75
Running Current	Cooling	A	8.2-8.2-8.2	11.8-12.0-12.6
Moisture Removal		l/h	1.8	2.5
Sound Pressure Level (Cooling)	Indoor (High)	dB(A)	44-44-44	47-47-47
	Outdoor		53-54-54	54-55-56
Airflow Rate (Cooling)	Indoor (High)	m^3/h	1,020-1,020-1,020	1,150-1,150-1,150
	Outdoor		3,320-3,400-3,480	3,070-3,140-3,210
Net Dimensions H x W x D	Indoor	mm	320 × 998 × 238	320 × 998 × 238
		kg(lbs)	13.0(28.7)	13.0(28.7)
Net Weight	Outdoor	mm	650 × 830 × 320	650 × 830 × 320
		kg(lbs)	47.0(103.6)	55.0(121.3)
Piping Connections (Small / Large)		mm	6.35/15.88	6.35/15.88
Drain Pipe Diameter (I.D./O.D.)			12/16	12/16
Max. Pipe Length (Pre-Charge)		m	20(7.5)	20(7.5)
Max. Height Difference			8	8
Operation Range	Cooling	℃DB	21 to 52	21 to 52
Refrigerant			R410A	R410A

Optional parts

Wired Remote Controller: UTY-RNNGM
Simple Remote Controller (3-wire type): UTY-RSNGM
External Connect Kit: UTY-XWZX

Dimensions

(Unit : mm)

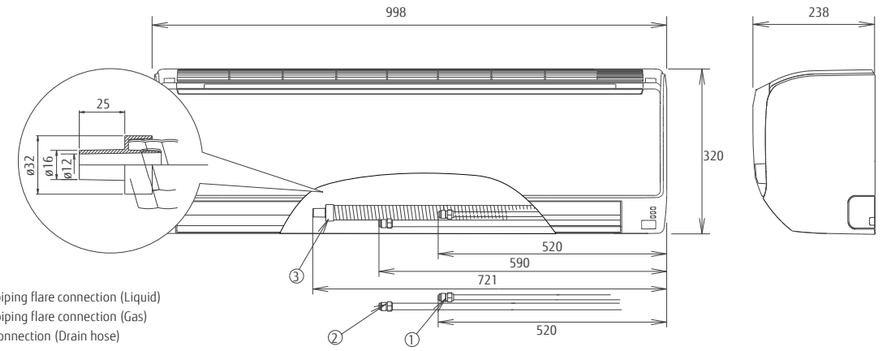

① Refrigerant piping flare connection (Liquid)
② Refrigerant piping flare connection (Gas)
③ Drain hose connection (Drain hose)

Wall Mounted

Powerful | Auto Changeover | Double | Adjust | Restart | Sleep | Program

New Technology

Optimized airflow design

NEW model

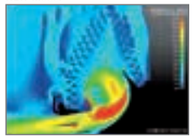

1 Dual suction design
Large airflow volume from dual suction

2 New long cross-flow fan

3 High output DC fan motor

airflow 38 % UP!*
*:36 class

6 speed control

5-speed fan control with added plus Powerful Cooling mode is provided.

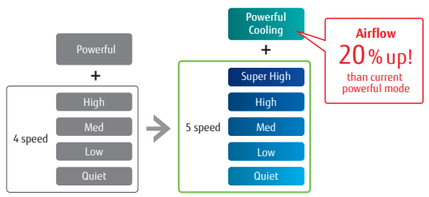

*:One touch powerful cooling mode:
Continuous operation for 30 minutes at maximum air volume

6 Speeds control

5 speed plus more powerful speed control.

1 Large LCD display
2 Easy to operate new square design
3 One touch Powerful cooling mode
4 Easy to use large cursor key



High energy saving

High EER is achieved by the new technologies and new refrigerant.

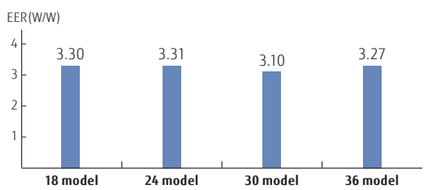

Operation In High Ambient temperature

Cooling operation is secured up to 52°C degrees Celsius.

Cooling
Max.52 °C

Model: ASGA18FUTB / ASGA24FUTB
ASGA30FETA / ASGA36FETA

Wireless R.C.

AOGA18FUTBR
AOGA24FUTBR

AOGA30FETAS

AOGA36FETAS

Specifications

Model No.	Indoor unit		ASGA18FUTB	ASGA24FUTB	ASGA30FETA	ASGA36FETA
	Outdoor unit		AOGA18FUTBR	AOGA24FUTBR	AOGA30FETAS	AOGA36FETAS
Power Source		V/Ø/Hz	220-240 / 1 / 50	220-240 / 1 / 50	220-240 / 1 / 50	220-240 / 1 / 50
Capacity	Cooling	kW	5.65-5.65	7.05-7.05	8.80-8.80	10.55-10.55
		Btu/h	19,300-19,300	24,100-24,100	30,000-30,000	36,000-36,000
Input Power	Cooling	kW	1.71-1.77	2.13-2.19	2.84-2.87	3.23-3.26
EER	Cooling	W/W	3.30-3.19	3.31-3.22	3.07-3.10	3.24-3.27
Running Current	Cooling	A	8.3-8.1	10.2-10.0	13.0-12.3	15.0-14.4
Moisture Removal		l/h	1.0	2.0	3.0	4.5
Sound Pressure Level (Cooling)	Indoor (High)	dB(A)	44	46	50	50
	Outdoor		56-57	56-57	53-54	56-57
Airflow Rate (Cooling)	Indoor (High)	m^3/h	1,130	1,200	1,380	1,410
	Outdoor		3,400-3,600	3,100-3,300	4,300-4,600	5,700-6,100
Net Dimensions H x W x D	Indoor	mm	340 × 1,150 × 280	340 × 1,150 × 280	340 × 1,150 × 280	340 × 1,150 × 280
		kg(lbs)	16.0 (35.3)	16.0 (35.3)	17.0 (37.5)	17.0 (37.5)
Net Weight	Outdoor	mm	830 × 900 × 330	830 × 900 × 330	914 × 970 × 370	1,290 × 900 × 330
		kg(lbs)	64.0 (141.1)	71.0 (156.5)	79.0 (174.2)	100.0 (220.5)
Piping Connections (Small / Large)		mm	6.35/15.88	6.35/15.88	9.52/15.88	9.52/15.88
Drain Pipe Diameter (I.D./O.D.)			11.8/15.0 to 16.8	11.8/15.0 to 16.8	11.8/15.0 to 16.8	11.8/15.0 to 16.8
Max. Pipe Length (Pre-Charge)		m	20 (7.5)	20 (7.5)	30 (7.5)	30 (7.5)
Max. Height Difference			8	8	15	15
Operation Range	Cooling	°CDB	21 to 52	21 to 52	21 to 52	21 to 52
Refrigerant			R410A	R410A	R410A	R410A

Optional parts

Wired Remote Controller:	UTY-RNNGM
	UTY-RVNGM(30/36)
Simple Remote Controller (3-wire type):	UTY-RSNGM (30/36),
Communication Kit:	UTY-XCBXZ3
External Connect Kit:	UTY-XWZXZ5
Silver ion filter II:	UTR-FA16-8

Dimensions

(Unit : mm)

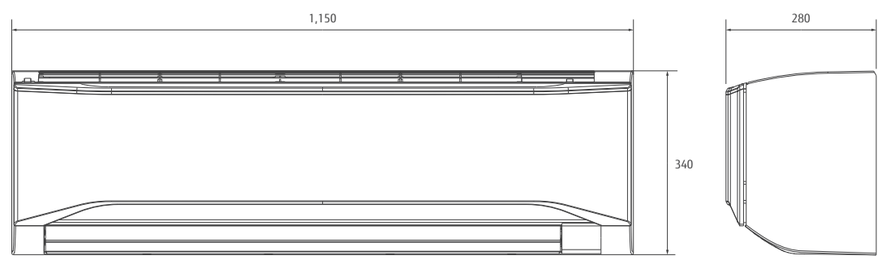

Circular Flow Cassette

Auto Changeover | Up/Down | Adjust | Restart | Duct | Distributing | Individual | Weekly | Blue Fin

Uniform air distribution by the seamless air opening

In new model, the gaps between each airflow openings are removed, which enables to distribute wider and uniform airflow to room.



Circular Flow

Air flows in 360° directions can be distributed to entire room evenly. Comfortable air conditioning can be achieved quickly.

Individual louver control (option)

Each louver can be set individually by Touch Panel Wired Remote Controller to enjoy the comfort of different directional airflows according to various room layouts.

*Touch Panel Wired RC (UTY-RNRGZ5)only

Comfortable air conditioning by preventing direct blowing of cold air and by providing swinging air flow simultaneously.

Efficient air conditioning based on the room layout

Human Sensor for Energy Saving (Option)

• Human sensor



2 modes can be selected.

Auto saving	Power is saved while people are away.
Auto OFF	Operation stops after people go out.

*Touch Panel Wired RC (UTY-RNRGZ5) only

Model: AUGA18FRTA / AUGA25FRTA
AUGA30FRTA / AUGA36FRTA / AUGA45FRTA / AUGA54FRTA



AUGA18/25FRTA

AUGA30/36/45/54FRTA

Wired R.C.

AOGA18FBTBH

AOGA25FBTBH

AOGA30FBTCS

AOGA36/45/54FRTCS

Specifications

Model No.	Indoor unit		AUGA18FRTA	AUGA25FRTA	AUGA30FRTA	AUGA36FRTA	AUGA45FRTA	AUGA54FRTA
	Outdoor unit		AOGA18FBTBH	AOGA25FBTBH	AOGA30FBTCS	AOGA36FRTCS	AOGA45FRTCS	AOGA54FRTCS
Power Source		V/Ø/Hz	220-240/1/50	220-240/1/50	220-240/1/50	380-415/3/50	380-415/3/50	380-415/3/50
Capacity	Cooling	kW	5.60-5.60	6.68-6.68	8.47-8.47	10.50-10.50	12.54-12.54	13.63-13.63
		Btu/h	19,100-19,100	22,800-22,800	28,900-28,900	35,800-35,800	42,800-42,800	46,500-46,500
Input Power	Cooling	kW	1.47-1.51	1.81-1.91	2.28-2.39	2.99-2.99	3.91-3.91	4.35-4.35
EER	Cooling	W/W	3.81-3.71	3.69-3.50	3.71-3.54	3.51-3.51	3.21-3.21	3.13-3.13
Running Current	Cooling	A	6.70-6.30	8.40-8.50	11.10-10.90	5.20-4.80	6.70-6.30	7.50-7.10
Moisture Removal		l/h	1.6	2.3	2.3	2.9	4.8	5.6
Sound Pressure Level (Cooling)	Indoor (High)	dB(A)	35	35	41	45	48	48
	Outdoor		54-54	54-54	54-55	56-57	56-57	56-57
Airflow Rate (Cooling)	Indoor	m^3/h	1,150	1,150	1,710	2,000	2,100	2,100
	Outdoor		3,060-3,200	3,130-3,300	4,200-4,600	5,700-6,100	5,700-6,100	5,700-6,100
Net Dimensions H x W x D	Indoor	mm	246 × 840 × 840 / 53 × 950 × 950			288 × 840 × 840 / 53 × 950 × 950		
Net Weight		kg(lbs)	24.0(52.9)/6(13)	24.0(52.9)/6(13)	26.5(58.4)/6(13)	29.0(63.9)/6(13)	29.0(63.9)/6(13)	29.0(63.9)/6(13)
	Outdoor	mm	650 × 830 × 320	830 × 900 × 330	914 × 970 × 370	1,290 × 900 × 330	1,290 × 900 × 330	1,290 × 900 × 330
		kg(lbs)	50.0(110.2)	63.0(138.9)	77.0(169.8)	100.0(220.5)	102.0(224.9)	107.0(235.9)
Piping Connections (Small / Large)		mm	6.35 / 15.88	6.35 / 15.88	9.52 / 15.88	9.52 / 19.05	9.52 / 19.05	9.52 / 19.05
Drain Pipe Diameter (I.D./O.D.)			25 / 32	25 / 32	25 / 32	25 / 32	25 / 32	25 / 32
Max. Pipe Length (Pre-Charge)		m	20 (7.5)	20 (7.5)	30 (7.5)	50 (20)	50 (20)	50 (20)
Max. Height Difference			8	15	15	30	30	30
Operation Range	Cooling	°CDB	21 to 52	21 to 52	21 to 52	21 to 52	21 to 52	21 to 52
Refrigerant			R410A	R410A	R410A	R410A	R410A	R410A
Cassette Grille			UTG-UKGB-W	UTG-UKGB-W	UTG-UKGB-W	UTG-UKGB-W	UTG-UKGB-W	UTG-UKGB-W

Optional parts

Compact Wired Remote Controller:	UTY-RCRGZ1	External Connect Kit:	UTY-XWZXZG
	UTY-RCRGZ1K	External input and output PCB Box:	UTZ-GXRA
Wired Remote Controller (Touch Panel):	UTY-RNRGZ5	Insulation Kit For High Humidity:	UTZ-KXRA
Wide Panel:	UTG-AKXA-W	External input and output PCB:	UTY-XCSX
Panel Spacer:	UTG-BKXA-W	Communication Kit:	UTY-TWRXZ1
Cassette Grille:	UTG-UKGB-W		
Air Outlet Shutter Plate:	UTR-YDZK		
IR Receiver Unit:	UTY-LBTGC1		
Wireless LAN Interface:	UTY-TFNXZ3		

Dimensions

(Unit : mm)

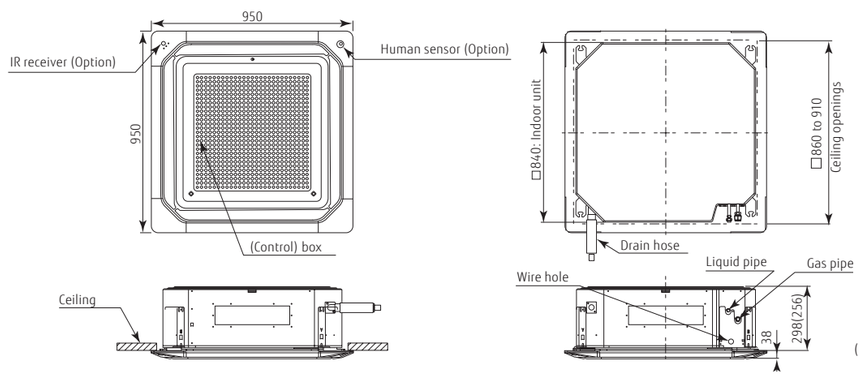

( ): AUGA18/25FRTA

Medium Static Pressure Duct

Saving | Adjust | Restart | Duct | Distributing | +Setback | Blue Fin

High Efficiency & Quiet operation

Models : ARGA30/36/45FMTA
The combination of the V-shaped heat exchanger, air stabilizer, and the high efficient DC fan motor allowed high efficiency and quiet operation.

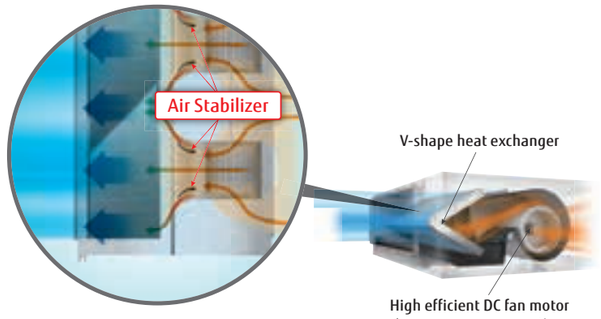

Easy Installation & maintenance

See below for the case of rear suction type

Models : ARGA18/25FMTA

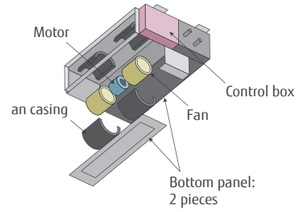

Models : ARGA30/36/45FMTA



Slim & Compact design

Models : ARGA18/25FMTA
In the case of bottom return air connection, not only does the indoor unit design allow for installation in a narrow ceiling space of up to 270 mm, Further space savings have been achieved by mounting the electrical control box internally inside the chassis.

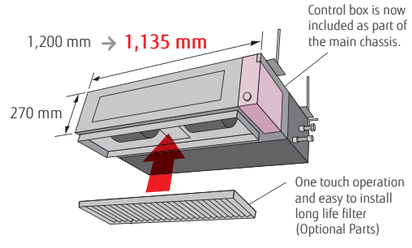

Model: ARGA18FMTA / ARGA25FMTA
ARGA30FMTA / ARGA36FMTA / ARGA45FMTA

ARGA18/25FMTA

Wired R.C.

ARGA30FMTA

ARGA36/45FMTA

AOGA18FBTAH | AOGA25FBTAH | AOGA30FBTAS | AOGA36/45FRTAS

Specifications

Model No.	Indoor unit		ARGA18FMTA	ARGA25FMTA	ARGA30FMTA	ARGA36FMTA	ARGA45FMTA
	Outdoor unit		AOGA18FBTAH	AOGA25FBTAH	AOGA30FBTAS	AOGA36FRTAS	AOGA45FRTAS
Power Source		V/Ø/Hz	220-240/1/50	220-240/1/50	220-240/1/50	380-415/3/50	380-415/3/50
Capacity	Cooling	kW	5.20-5.20	6.45-6.45	8.30-8.30	10.30-10.30	13.50-13.50
		Btu/h	17,800-17,800	22,000-22,000	28400-28400	35,000-35,000	46,000-46,000
Input Power	Cooling	kW	1.51-1.53	1.88-1.91	2.40-2.46	3.01-3.01	4.00-4.00
EER	Cooling	W/W	3.44-3.40	3.43-3.38	3.46-3.37	3.42-3.42	3.38-3.38
Running Current	Cooling	A	7.00-6.50	8.80-8.50	11.30-11.10	5.20-5.00	6.90-6.50
Moisture Removal		l/h	1.6	1.9	2.3	3.0	3.3
Static Pressure Range (Min.-Max.)		Pa	30-150	30-150	30-120	30-120	30-120
Sound Pressure Level (Cooling)	Indoor (High)	dB(A)	29	31	35	37	40
	Outdoor		54	54	56-57	56-57	56-57
Airflow Rate (Cooling)	Indoor	m^3/h	1,050	1,200	1,600	2,000	2,500
	Outdoor		3,200	3,300	4,400-4,400	5,700-6,100	5,700-6,100
Net Dimensions H x W x D	Indoor	mm	270 × 1,135 × 700	270 × 1,135 × 700	300 × 1,000 × 700	300 × 1,400 × 700	300 × 1,400 × 700
		kg(lbs)	38.0 (83.8)	38.0 (83.8)	35 (77.2)	44.0 (97.0)	44.0 (97.0)
Net Weight	Outdoor	mm	650 × 830 × 320	830 × 900 × 330	914 × 970 × 370	1,290 × 900 × 330	1,290 × 900 × 330
		kg(lbs)	50.0 (110.2)	63.0 (138.9)	77 (169.8)	100.0 (220.5)	102.0 (224.9)
Piping Connections (Small / Large)		mm	6.35 / 15.88	6.35 / 15.88	9.52 / 15.88	9.52 / 19.05	9.52 / 19.05
Drain Pipe Diameter (I.D./O.D.)			35.7 / 38.1	35.7 / 38.1	25 / 32	25 / 32	25 / 32
Max. Pipe Length (Pre-Charge)		m	20 (7.5)	25 (7.5)	30 (7.5)	50 (20)	50 (20)
Max. Height Difference			8	15	15	30	30
Operation Range	Cooling	°CDB	21 to 52	21 to 52	21 to 52	21 to 52	21 to 52
Refrigerant			R410A	R410A	R410A	R410A	R410A

Optional parts

External Connect Kit: UTD-ECS5A
Long-Life Filter: UTD-LF25NA (18/24), UTD-LFNB (30), UTD-LFNA (36/45)
Flange (Round): UTD-RF204 (18/24)
Flange (Square): UTD-SF045T (18/24)
Remote Sensor Unit: UTY-XSZX
Drain Pump Unit: UTZ-PX1NBA (18/24), UTZ-PX1NAA (30/36/45)

Dimensions

(Unit : mm)

Model: ARGA18/25FMTA

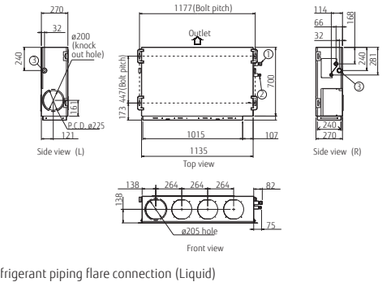

① Refrigerant piping flare connection (Liquid)
② Refrigerant piping flare connection (Gas)
③ Drain piping connection

Model: ARGA30/36/45FMTA

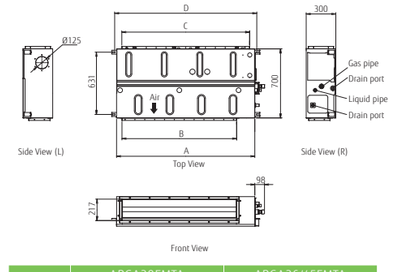

	ARGA30FMTA	ARGA36/45FMTA
A	1,000	1,400
B	762	1,162
C	895	1,295
D	1,040	1,440

Big Duct

Economy · Auto Changeover · Restart · +Setback · Blue Fin

Quiet operation

The combination of the V-shaped heat exchanger, air stabilizer, and the high efficient DC fan motor allowed quiet operation despite of the small structural design.

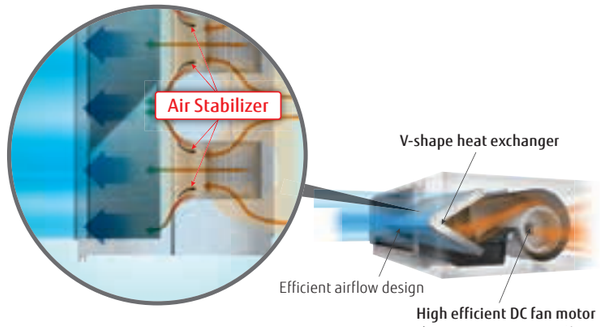

Separation is possible by lightweight compact design

The indoor unit can be separated into fan unit and heat-exchanger unit to assist the installation works.



Easy Installation & maintenance

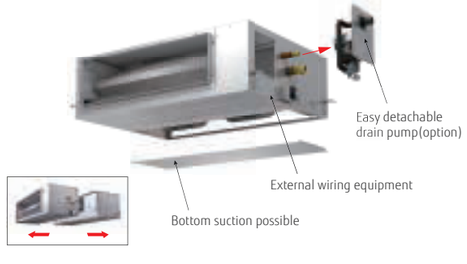

Model : ARGA60FHTA



Wired R.C.

AOGA60FRTAS

Specifications

Model No.	Indoor unit		ARGA60FHTA
	Outdoor unit		AOGA60FRTAS
Power Source		V/Ø/Hz	380-415/3/50
Capacity	Cooling	kW	15.20-15.20
		Btu/h	52,000-52,000
Input Power	Cooling	kW	4.47-4.47
EER	Cooling	W/W	3.40-3.40
Running Current	Cooling	A	7.80-7.50
Moisture Removal		l/h	3.4
Static Pressure Range (Min.-Max.)		Pa	60-160
Sound Pressure Level (Cooling)	Indoor (High)	dB(A)	41
	Outdoor		56-57
Airflow Rate (Cooling)	Indoor	m^3/h	3,350
	Outdoor		5,700-6,100
Net Dimensions H x W x D	Indoor	mm	360 × 1,400 × 850
Net Weight		kg(lbs)	67.0 (147.7)
	Outdoor	mm	1,290 × 900 × 330
		kg(lbs)	107.0 (235.9)
Piping Connections (Small / Large)		mm	9.52 / 19.05
Drain Pipe Diameter (I.D./O.D.)			25 / 32
Max. Pipe Length (Pre-Charge)		m	50 (20)
Max. Height Difference			30
Operation Range	Cooling	°CDB	21 to 52
Refrigerant			R410A

Optional parts

External Connect Kit: UTD-ECS5A
Long-Life Filter: UTD-LFKA
Remote Sensor Unit: UTY-XSZX
Drain Pump Unit: UTZ-PX1NAA
External input and output PCB: UTY-XCSX

Dimensions

(Unit : mm)

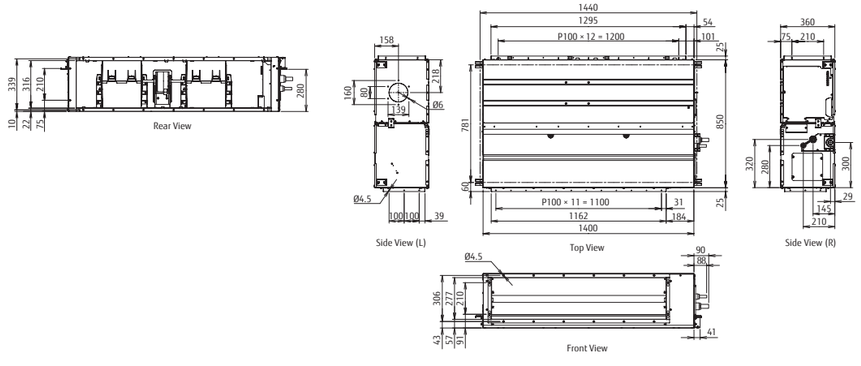

Feature Summary

Country	for Vietnam		Common models					Common models							
Type	Wall Mounted		Wall Mounted				Compact Cassette	Cassette	Circular Flow Cassette	Floor/ Ceiling Universal	Ceiling	Slim Duct	Medium Static Pressure Duct	High Static Pressure Duct
Air Conditioning Type	Cooling only	Heating & Cooling	Heating & Cooling		Heating & Cooling		Heating & Cooling							
Model No.	ASGG 09/12/18/24 CPTA-V	ASGG09LLTB-V ASGG12LLTA-V	ASHG30/36KMTA	ASHG 09/12/14 LMCA	ASHG18/30LFCA ASHG24LFCC	ASHG30/36LMTA	AUHG18LVLB AUHG24LVLA	AUGG 30/36/45/54 LRLA-A	AUXG 18/24/30/36/45/54 LRLB	ABHG18LVTB ABHG24LVTA	ABGG 30/36/45 LRTA-A	ARHG18LLTB	ARHG24LMLA ARGG30/45LMLA-A	ARHG 45/54/60 LHTA
Energy Saving Function: Save human sensor			●			●			○					
Energy Saving Function: Economy mode	●	●	●	●	●	●	●	●	●	●	●	●	●	●
Energy Saving Function: Room temperature set point limitation			○	○	○	○	○		●	○		○		○
Energy Saving Function: Set temperature auto return			○	○	○	○	○		●	○		○		○
Energy Saving Function: Energy saving mode														
Comfortable Function: Power diffuser				●	●									
Comfortable Function: Server room operation						●								
Comfortable Function: Powerful mode	●	●	●	●		●								
Comfortable Function: 10°C HEAT operation			●	●	●	●	●			●	●	○		○ (60)
Comfortable Function: Low noise mode	○ (24)		●	●		●		○ (45/54)			○ (45)			○
Comfortable Function: Auto-changeover	●	●	●	●	●	●	●	●	●	●	●	●	●	●
Comfortable Function: Up/down swing flaps	●	●		●			●	●	●			○		
Comfortable Function: Double swing automatic	○ (24)		●		●	●				●	●			
Comfortable Function: Automatic fan speed	●	●	●	●	●	●	●	●	●	●	●	●	●	●
Comfortable Function: Auto restart	●	●	●	●	●	●	●	●		●	●	●	●	●
Comfortable Function: Connectable fresh air duct							○	●	●		●		●	
Comfortable Function: Fresh air intake							○	○	○					
Comfortable Function: Connectable distributing duct								●	●				●	
Comfortable Function: Individual airflow direction control									●					
Convenient Function: Auto off timer			○	○	○	○	○		●	○		○		○
Convenient Function: Sleep timer	●	●	●	●	●	●	●			●	●	○		○ (60)
Convenient Function: Program timer	●	●	●	●	●	●	●			●	●	○		○ (60)
Convenient Function: Weekly timer			●			●			●					
Convenient Function: Weekly + setback timer			○	○	○	○	○	●		○	○	●	●	●
Convenient Function: Filter sign	●	●	●	●	●	●	●	●	●	●	●	●	●	●
Convenient Function: Wireless LAN control			○	○	○	○	○	○	○	○	○	○	○	○
Clean Function: Ion deodorization filter			●	●	●	●								
Clean Function: Apple-catechin filter			●	●	●	●								
Clean Function: Long Life Filter													○	○
Clean Function: Washable panel	●	●	●	●	●	●								
Clean Function: PM2.5 Filter	●													
Clean Function: Silver ion filter II	○													
Installation: Drain pump as standard							●				○	●	○	
Installation: Blue fin	●		●		● (30)	●		●	● (30/36/45/54)		●		● (30/45)	●

○: Optional function

Feature Summary

Country	for Bangladesh	Common models		Common models		
Type	Wall Mounted	Wall Mounted		Circular Flow Cassette	Medium Static Pressure Duct	Big Duct
Air Conditioning Type	Cooling only	Cooling only			Cooling only	
						
Model No.	ASGA18/24SEFT	ASGA18/24FMTA-A	ASGA18/24FUTB ASGA30/36FETA	AUGA18/25/30/36/45/54FRTA	ARGA18/25/30/36/45FMTA	ARGA60FHTA
Energy Saving Function: Save human sensor						
Energy Saving Function: Economy mode					●	●
Energy Saving Function: Room temperature set point limitation						
Energy Saving Function: Set temperature auto return						
Energy Saving Function: Energy saving mode						
Comfortable Function: Power diffuser	●	●				
Comfortable Function: Server room operation						
Comfortable Function: Powerful mode	●	●	●			
Comfortable Function: 10°C HEAT operation						
Comfortable Function: Low noise mode						
Comfortable Function: Auto-changeover			●	●	●	●
Comfortable Function: Up/down swing flaps				●		
Comfortable Function: Double swing automatic	●	●	●			
Comfortable Function: Automatic fan speed	●	●	●	●	●	
Comfortable Function: Auto restart	●	●	●	●	●	●
Comfortable Function: Connectable fresh air duct				●	●	
Comfortable Function: Fresh air intake					○	○
Comfortable Function: Connectable distributing duct				●	●	
Comfortable Function: Individual airflow direction control				●		
Convenient Function: Auto off timer						
Convenient Function: Sleep timer	●	●	●			
Convenient Function: Program timer			●			
Convenient Function: Weekly timer				●		
Convenient Function: Weekly + setback timer	○	○			●	●
Convenient Function: Filter sign						
Convenient Function: Wireless LAN control				○		
Clean Function: Ion deodorization filter						
Clean Function: Apple-catechin filter						
Clean Function: Long Life Filter					○	○
Clean Function: Washable panel	●	●				
Clean Function: PM2.5 Filter						
Clean Function: Silver ion filter II			○			
Installation: Drain pump as standard					○	○
Installation: Blue fin			●	●	●	●

○: Optional function

PRODUCT CATEGORY
MULTI-SPLIT



Control several indoor units with one outdoor unit. Build the optimum system you desire.

If you want to keep a large floor as well as many rooms comfortable, we recommend you use Multi-split to build a simple system using one outdoor unit. Choose from a large lineup of indoor units that best matches your rooms. You can mix and match them at will.
Build the system that is just right for you.

M-002 **Outdoor Units Lineup**

M-004 **Connectable Indoor Units**

M-008 **2-Unit, 3-Unit, 4-Unit, 5-Unit Multi-Split**

M-012 **2-Unit, 3-Unit, 4-Unit Multi-Split**

M-014 **5-Unit, 6-Unit Multi-Split**

M-016 **Indoor Units Specifications**

M-022 **Multi-Split Combination Table**

M-046 **Feature Summary**

Outdoor Units Lineup

Class				14	18	20	24	24	30	36	36	45
Cooling rated capacity(kW)				4.0	5.0	5.2-5.4	5.7	6.8	8.0	9.5	10.0	12.5
2-unit, 3-unit, 4-unit Multi-split	2-unit Multi-split Up to 2 units	R32	NEW	AOHG14KBTA2								
			NEW		AOHG18KBTA2							
		R410A			AOGG18LAC2							
	3-unit Multi-split Up to 3 units	R32	 NEW			AOHG18KBTA3		AOHG24KBTA3				
		R410A					AOGG24LAT3					
	4-unit Multi-split Up to 4 units	R32	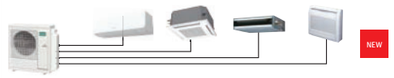 NEW						AOHG30KBTA4			
		R410A							AOGG30LAT4			
5-unit, 6-unit, Multi-split	5-unit Multi-split Up to 5 units	R32	 NEW							AOHG36KBTA5		
		R410A									AOHG36LBLA5	
	6-unit Multi-split Up to 6 units	R410A										AOHG45LBLA6

Note: **1. 2-unit Multi-split:**
Connectable indoor units are 2 units.
AOGG18LAC2: Total capacity of indoor units connected must be between 4.0 kW and 7.0 kW.

2. 3-unit Multi-split :
Connectable indoor units are 2 to 3 units.
AOGG24LAT3: Total capacity of indoor units connected must be between 4.0 kW and 10.5 kW.

3. 4-unit Multi-split :
Connectable indoor units are 3 to 4 units.
AOGG30LAT4: Total capacity of indoor units connected must be between 7.9 kW and 14.4 kW.

Connectable Indoor Units

REFRIGERANT R32

NEW 2-unit to 5-unit Connectable Indoor Units

Type		2-unit		3-unit		4-unit	5-unit
Model name		AOHG14KBTA2	AOHG18KBTA2	AOHG18KBTA3	AOHG24KBTA3	AOHG30KBTA4	AOHG36KBTA5
Multi-split Type Outdoor Unit							
Capacity (kW)	Cooling	4.0	5.0	5.4	6.8	8.0	9.5
	Heating	4.4	5.6	6.8	8.0	9.6	10.6

Indoor Unit	BTU	kW Class						
ASHG07/09/12/14KMCE	7,000	2.0	●	●	●	●	●	●
	9,000	2.5	●	●	●	●	●	●
	12,000	3.5	●	●	●	●	●	●
	14,000	4.0	–	●	●	●	●	●
ASHG07/09/12/14KGTE	7,000	2.0	●	●	●	●	●	●
	9,000	2.5	●	●	●	●	●	●
	12,000	3.5	●	●	●	●	●	●
	14,000	4.0	–	●	●	●	●	●
ASHG18/22/24KMTE	18,000	5.0	–	–	–	●	●	●
	22,000	6.0	–	–	–	–	●	●
	24,000	7.0	–	–	–	–	●	●
AUXG07/09/12/14/18/22KVLA	7,000	2.0	●	●	●	●	●	●
	9,000	2.5	●	●	●	●	●	●
	12,000	3.5	●	●	●	●	●	●
	14,000	4.0	–	●	●	●	●	●
	18,000	5.0	–	–	–	●	●	●
	22,000	6.0	–	–	–	–	●	●
ARXG07/09/12/14/18KSLAP	7,000	2.0	●	●	●	●	●	●
	9,000	2.5	●	●	●	●	●	●
	12,000	3.5	●	●	●	●	●	●
	14,000	4.0	–	●	●	●	●	●
	18,000	5.0	–	–	–	●	●	●
ARXG07/09/12/14/18KLLAP	7,000	2.0	●	●	●	●	●	●
	9,000	2.5	●	●	●	●	●	●
	12,000	3.5	●	●	●	●	●	●
	14,000	4.0	–	●	●	●	●	●
	18,000	5.0	–	–	–	●	●	●
ARXG22KMLB	22,000	6.0	–	–	–	–	●	●
AGHG09/12/14KVCA	9,000	2.5	●	●	●	●	●	●
	12,000	3.5	●	●	●	●	●	●
	14,000	4.0	–	●	●	●	●	●
ABHG18/22KRTA	18,000	5.0	–	–	–	●	●	●
	22,000	6.0	–	–	–	–	●	●

REFRIGERANT R410A

Connectable Indoor Units

Type		2-unit	3-unit	4-unit
Model name		AOGG18LAC2	AOGG24LAT3	AOGG30LAT4
Multi-split Type Outdoor Unit				
Capacity (kW)	Cooling	5.0	6.8	8.0
	Heating	5.6	8.0	9.6

Indoor Unit	BTU	kW Class			
ASGG07/09/12LMCA	7,000	2.0	●	●	●
	9,000	2.5	●	●	●
	12,000	3.5	●	●	●
ASGG18/24LFCA	18,000	5.0	–	●	●
	24,000	7.0	–	–	●
AUGG09/12/14/18LVLA	9,000	2.5	●	●	●
	12,000	3.5	●	●	●
	14,000	4.0	–	●	●
	18,000	5.0	–	●	●
ARGG09/12/14LLLA	9,000	2.5	●	●	●
	12,000	3.5	●	●	●
ARGG18LLLA	14,000	4.0	–	●	●
ARGG24LLLA	18,000	5.0	–	●	●
	24,000	7.0	–	–	●

Type		5-unit	6-unit
Model name		AOHG36LBLA5	AOHG45LBLA6
Multi-split Type Outdoor Unit			
Capacity (kW)	Cooling	10.0	12.5
	Heating	12.0	13.5

Indoor Unit	BTU	kW Class		
ASHG07/09/12/14LUCA	7,000	2.0	●	●
	9,000	2.5	●	●
	12,000	3.5	●	●
	14,000	4.0	●	●
ASHG07/09/12/14LMCA	7,000	2.0	●	●
	9,000	2.5	●	●
	12,000	3.5	●	●
	14,000	4.0	●	●
ASHG18LFCA, ASHG24LFCC	18,000	5.0	●	●
	24,000	7.0	●	●
AGHG09/12/14LVCA	9,000	2.5	●	●
	12,000	3.5	●	●
	14,000	4.0	●	●
ABHG14LVTA, ABHG18LVTB	14,000	4.0	●	●
	18,000	5.0	●	●
AUHG07/09LVLA, AUHG12/14/18LVLB	7,000	2.0	●	●
	9,000	2.5	●	●
	12,000	3.5	●	●
	14,000	4.0	●	●
	18,000	5.0	●	●
ARHG07/09LLTA, ARHG12/14LLTB ARHG18LLTB	7,000	2.0	●	●
	9,000	2.5	●	●
	12,000	3.5	●	●
	14,000	4.0	●	●
	18,000	5.0	●	●
ARHG07/09/12/14LSLAP ARHG18LSLAP	7,000	2.0	●	●
	9,000	2.5	●	●
	12,000	3.5	●	●
	14,000	4.0	●	●
	18,000	5.0	●	●

NEW

2-unit, 3-unit, 4-unit, 5-unit, Multi-split

ALL DC

High energy saving

With the adoption of a high-efficiency DC twin-rotary compressor, all models achieved an energy efficiency scale of A+++ for cooling and A++ for heating.



R32 refrigerant model

In addition to its high energy efficiency, the R32 refrigerant has a larger volumetric capacity than the R410A refrigerant, which means the R32 refrigerant models require less refrigerant charge than the R410A models.

Pre-charge refrigerant amount (kg)	R32	R410A
2-unit 14 class	0.9	1.25
2-unit 18 class	1.02	1.30
3-unit 18 class	1.8	2.2
3-unit 24 class	1.8	2.2
4-unit 30 class	2.2	3.3
5-unit 36 class	2.5	4.0

Quiet operation

The sound power level is reduced by up to 7 dB compared to the current R410 models.

Sound Power Level

*3-unit 24 class (cooling)

Space-saving installation

Multiple indoor units can be connected to 1 outdoor unit by long piping as well. Unlike a single type, the outdoor unit can be installed in the most space-saving location.

Compact design

Unlike a single type, the outdoor unit can be installed in the most space-saving location.



Depth difference	Space requirement
-15.5 % !*	-36.2 % !*

*: Compared with current 5-unit multi models

Easy evacuation

All connected pipes and indoor units can be evacuated quickly via our centralized valve method.
Requires evacuation only once.



Wide range of indoor units with various models

We offer 41 models in 5 types in a capacity range from 2.0 kW to 6.0 kW. Wide range of requirements can be realized from private homes through to large shops and hotels

Models equipped with the New R32 Refrigerant

Wall-mounted type with sophisticated design

Designer Series

High Spec & Design
07/09/12/14 kBTU

Standard Series

High Efficiency & Comfort
07/09/12/14 kBTU

High Efficiency & Large Rooms
18/22/24 kBTU

Middle and small capacity models are available. This makes installation easier in small spaces.

Mini Duct
07/09/12/14/18 kBTU

Slim Duct
07/09/12/14/18 kBTU

Medium static pressure duct
22 kBTU

Compact Cassette
07/09/12/14/18/22 kBTU

Floor
09/12/14/ kBTU

Ceiling
18/22 kBTU

2-unit: NEW AOHG14KBTA2 / NEW AOHG18KBTA2
3-unit: NEW AOHG18KBTA3 / NEW AOHG24KBTA3
4-unit: NEW AOHG30KBTA4
5-unit: NEW AOHG36KBTA5

2-unit　3-unit　4-unit, 5-unit

Specifications (2-unit)

Model name				AOHG14KBTA2	AOHG18KBTA2
Power Source				Single phase, ~230 V, 50 Hz	
Rated Capacity (Min. - Max.)	Cooling		kW	4.0 (1.4-4.6)	5.0 (1.7-5.8)
	Heating			4.4 (1.1-5.5)	5.6 (1.8-6.6)
Sound Pressure Level (High)	Cooling		dB(A)	47	47
	Heating			49	50
Sound Power Level (High)	Cooling			60	60
	Heating			62	62
Airflow Rate	Cooling/Heating		m^3/h	1,670/1,670	1,960/2,020
Net Dimensions H × W × D			mm	542 × 799 × 290	632 × 799 × 290
Weight			kg (lbs)	33 (73)	37 (82)
Connection Pipe Diameter	Liquid		mm	6.35 × 2	6.35 × 2
	Gas			9.52 × 2	9.52 × 2
Max. Pipe Length	Total/Each		m	30/20	30/20
Max. Height Difference	Between Outdoor Unit and Each Indoor Unit			15	15
	Between Indoor Units			10	10
Operating Range	Cooling		°CDB	-10 to 46	-10 to 46
	Heating			-15 to 24	-15 to 24
Refrigerant	Type (Global Warming Potential)			R32 (675)	R32 (675)
	Charge		kg (CO2eq-T)	0.9 (0.608)	1.02 (0.689)

Specifications (3-unit)

Model name				AOHG18KBTA3	AOHG24KBTA3
Power Source				Single phase, ~230 V, 50 Hz	
Rated Capacity (Min. - Max.)	Cooling		kW	5.4 (1.8-7.0)	6.8 (1.8-8.5)
	Heating			6.8 (2.0-8.0)	8.0 (2.0-9.2)
Sound Pressure Level (High)	Cooling		dB(A)	46	48
	Heating			49	53
Sound Power Level (High)	Cooling			59	61
	Heating			61	67
Airflow Rate	Cooling/Heating		m^3/h	2,220/2,160	2,270/2,730
Net Dimensions H × W × D			mm	716 × 820 × 315	716 × 820 × 315
Weight			kg (lbs)	46 (102)	46 (102)
Connection Pipe Diameter	Liquid		mm	6.35 × 3	6.35 × 3
	Gas			9.52 × 3	9.52 × 2, 12.70 × 1 adapter [12.70 → 9.52] × 1
Max. Pipe Length	Total/Each		m	50/25	50/25
Max. Height Difference	Between Outdoor Unit and Each Indoor Unit			15	15
	Between Indoor Units			10	10
Operating Range	Cooling		°CDB	-10 to 46	-10 to 46
	Heating			-15 to 24	-15 to 24
Refrigerant	Type (Global Warming Potential)			R32 (675)	R32 (675)
	Charge		kg (CO2eq-T)	1.8 (1.215)	1.8 (1.215)

Specifications (4-unit, 5-unit)

Model name				AOHG30KBTA4	AOHG36KBTA5
Power Source				Single phase, ~230 V, 50 Hz	
Rated Capacity (Min. - Max.)	Cooling		kW	8.0 (2.4-10.1)	9.5 (3.0-11.0)
	Heating			9.6 (3.0-11.2)	10.6 (3.5-12.0)
Sound Pressure Level (High)	Cooling		dB(A)	50	52
	Heating			54	55
Sound Power Level (High)	Cooling			63	65
	Heating			66	68
Airflow Rate	Cooling/Heating		m^3/h	2,400/2,950	2,450/2,900
Net Dimensions H × W × D			mm	884 × 820 × 315	884 × 820 × 315
Weight			kg (lbs)	55 (121)	59 (130)
Connection Pipe Diameter	Liquid		mm	6.35 × 4	6.35 × 5
	Gas			9.52 × 2, 12.70 × 2 adapter [12.70 → 9.52] × 2	9.52 × 3, 12.70 × 2 adapter [12.70 → 9.52] × 2 adapter [9.52 → 12.70] × 1
Max. Pipe Length*	Total/Each		m	70/25	75/25
Max. Height Difference	Between Outdoor Unit and Each Indoor Unit			15	15
	Between Indoor Units			10	10
Operating Range	Cooling		°CDB	-10 to 46	-10 to 46
	Heating			-15 to 24	-15 to 24
Refrigerant	Type (Global Warming Potential)			R32 (675)	R32 (675)
	Charge		kg (CO2eq-T)	2.2 (1.485)	2.5 (1.688)

*Length not applicable when floor units are connected. For details, refer to the installation manual.

Dimensions

(Unit: mm)

2-unit: AOHG14KBTA2

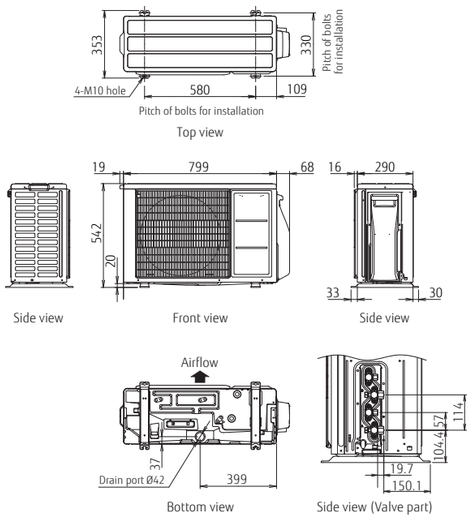

2-unit: AOHG18KBTA2

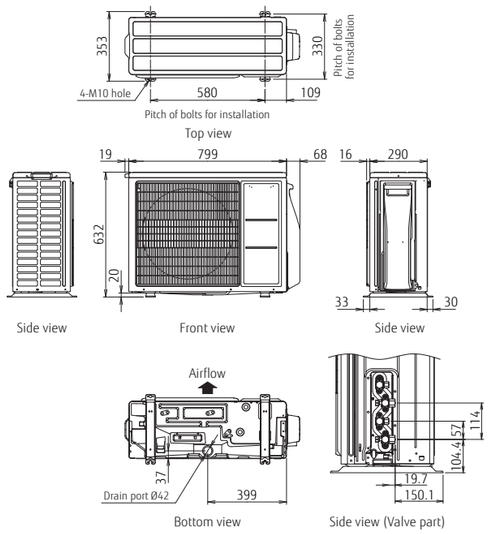

3-unit: AOHG18KBTA3/AOHG24KBTA3

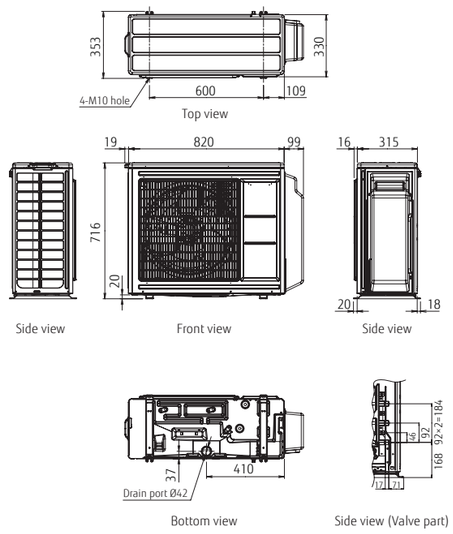

4-unit: AOHG30KBTA4
5-unit: AOHG36KBTA5

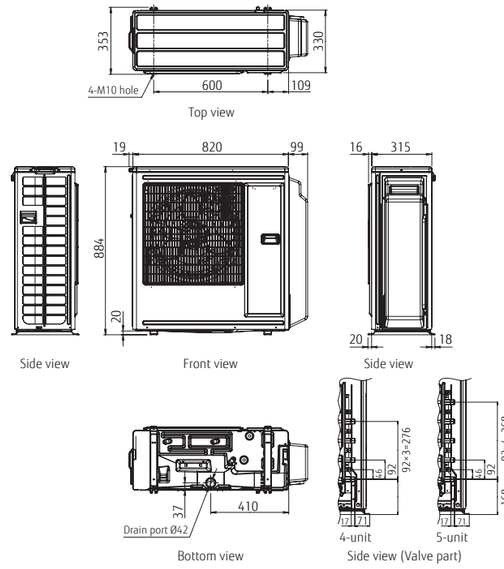

2-unit, 3-unit, 4-unit Multi-split

REFRIGERANT R410A

ALL DC

Wide range of indoor units with various models

3 types / 14 models are lined up in the capacity range from 2.0 kW to 7.0 kW class. Wide range of requirements can be realized from in private homes, large shops and hotels.

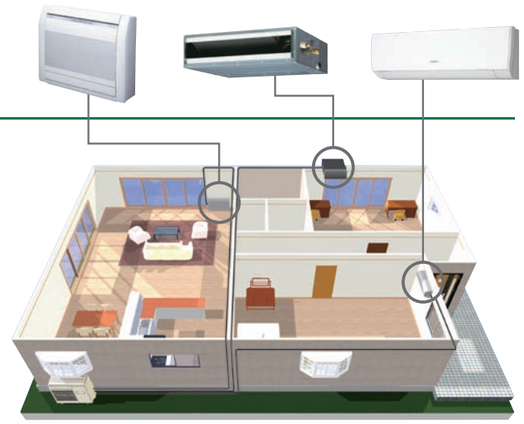

Space-saving installation

Multiple indoor units can be connected to 1 outdoor unit, and long piping connection is also possible. Compared with single type, the outdoor unit can be installed in various places to realize the space-saving installation.

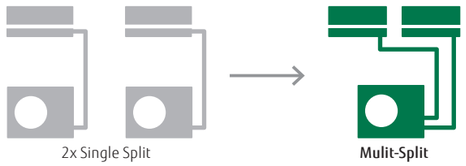

Flexible installation

Up to max. piping length of 70 m (AOGG30LAT4), max. height difference of 15 m can be supported. Multi-split type can be installed in large-size residence or buildings with multiple floors.

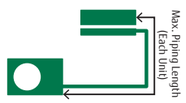

Max. Piping Length (Each Unit):
20 m: AOGG18LAC2,
25 m: AOGG24LAT3/30LAT4

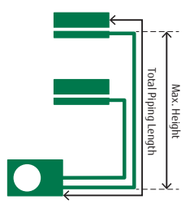

Max. Height:
15 m: AOGG18LAC2/24LAT3/30LAT4

Total Piping Length:
30 m: AOGG18LAC2,
50 m: AOGG24LAT3,
70 m: AOGG30LAT4

2-unit: AOGG18LAC2
3-unit: AOGG24LAT3
4-unit: AOGG30LAT4

Specifications (2-unit, 3-unit, 4-unit)

Model No.			AOGG18LAC2	AOGG24LAT3	AOGG30LAT4
Power Source		V/Ø/Hz	230/1/50	230/1/50	230/1/50
Rated Capacity (Min.-Max.)	Cooling	kW	5.0(1.7~5.6)	6.8(1.8~8.5)	8.0 (3.5-10.1)
	Heating		5.6(1.8~6.1)	8.0(2.0~9.2)	9.6 (3.7-12.0)
Sound Pressure Level	Cooling	dB(A)	51	50	50
	Heating		51	51	51
Net Dimensions H × W × D		mm	540 × 790 × 290	700 × 900 × 330	830 × 900 × 330
Weight		kg(lbs)	38(83.8)	55(121.3)	68 (150)
Connection Pipe Diameter	Liquid	mm	Ø6.35 × 2	Ø6.35 × 3	Ø6.35 × 4 (*Ø6.35 × 3, Ø9.52)
	Gas		Ø9.52 × 2	Ø9.52 × 2, Ø12.70	Ø9.52 × 2, Ø12.70 × 2
Max. Pipe Length	Total / Each	m	30 / 20	50 / 25	70 / 25
Max. Height Difference	Between Outdoor Unit and Each Indoor Units.		15	15	15
	Between Indoor Units.		10	10	10
Operation Range	Cooling	°CDB	10~46	10 to 46	10~46
	Heating		-10~24	-10 to 24	-10~24
Refrigerant			R410A	R410A	R410A

Note: Specifications are based on the following conditions.
• Cooling: Indoor temperature of 27°CDB/19°CWB. and outdoor temperature of 35°CDB/24°CWB.
• Heating: Indoor temperature of 20°CDB/15°CWB. and outdoor temperature of 7°CDB/6°CWB.
• Pipe length: 5m, Height difference: 0m. (Outdoor unit - indoor unit)
*:Connect to connection valve by the adapter.

Dimensions

(Unit : mm)

2-unit: AOGG18LAC2

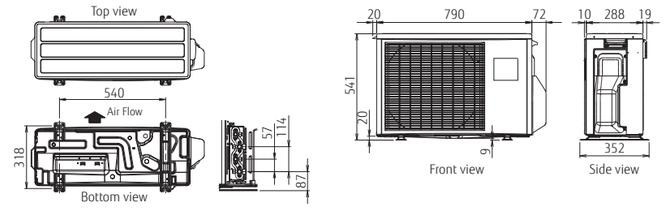

3-unit: AOGG24LAT3

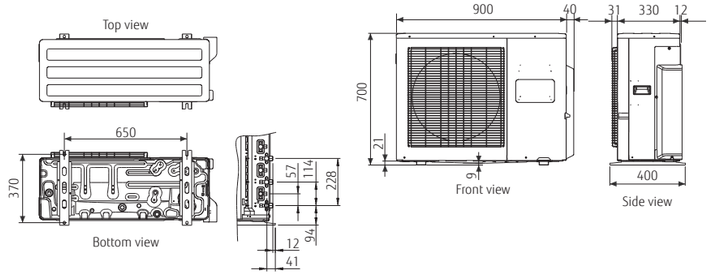

4-unit: AOGG30LAT4

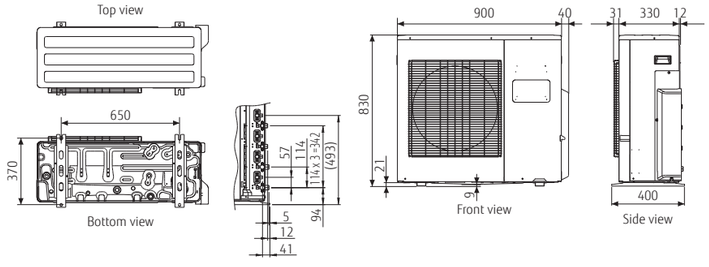

5-unit, 6-unit Multi-split

REFRIGERANT R410A

ALL DC

Wide range of indoor units with various models

5 types / 30 models are lined up in the capacity range from 2.0 kW to 7.0 kW class. Wide range of requirements can be realized from in private homes, large shops and hotels.

Compact design

Multiple indoor units can be connected to 1 outdoor unit, and long piping connection is also possible.
Compared with single type, the outdoor unit can be installed in various places to realize the space-saving installation.

970 mm

Easy installation

All connected pipes and indoor units can be evacuated quickly via our centralized valve method.
Requires evacuation only once



Central & Individual Control

- Batched control of up to 6 indoor units. The temperature, airflow volume, and remote control prohibition settings of all indoor units can be batched.
- Corresponds to 9 different languages (English, German, French, Spanish, Russian, Portuguese, Italian, Greek, and Turkish)
- Large backlight LED screen
- Large easy-to-see operation panel

Maximum Controllable
1 multi-split system

Maximum Controllable
6 indoor units

5-unit: AOHG36LBLA5
6-unit: AOHG45LBLA6

Specifications (5-unit, 6-unit)

Model No.			AOHG36LBLA5	AOHG45LBLA6
Power Source		V/Ø/Hz	230/1/50	230/1/50
Rated Capacity (Min.-Max.)	Cooling	kW	10.0 (3.5-12.5)	12.5 (3.5-14.0)
	Heating		12.0 (3.5-14.0)	13.5 (3.5-16.0)
Sound Pressure Level	Cooling	dB(A)	53	53
	Heating		55	55
Net Dimensions H × W × D		mm	998 × 970 × 370	998 × 970 × 370
Weight		kg(lbs)	94 (207)	94 (207)
Connection Pipe Diameter	Liquid	mm	Ø6.35 × 5	Ø6.35 × 6
	Gas		Ø9.52 × 3, Ø12.70 × 2	Ø9.52 × 4, Ø12.70 × 2
Max. Pipe Length	Total / Each	m	15	15
Max. Height Difference	Between Outdoor Unit and Each Indoor Units.		80 / 25	80 / 25
	Between Indoor Units.		10	10
Operation Range	Cooling	°CDB	-10 to 46	-10 to 46
	Heating		-15 to 24	-15 to 24
Refrigerant			R410A	R410A

Dimensions

(Unit : mm)

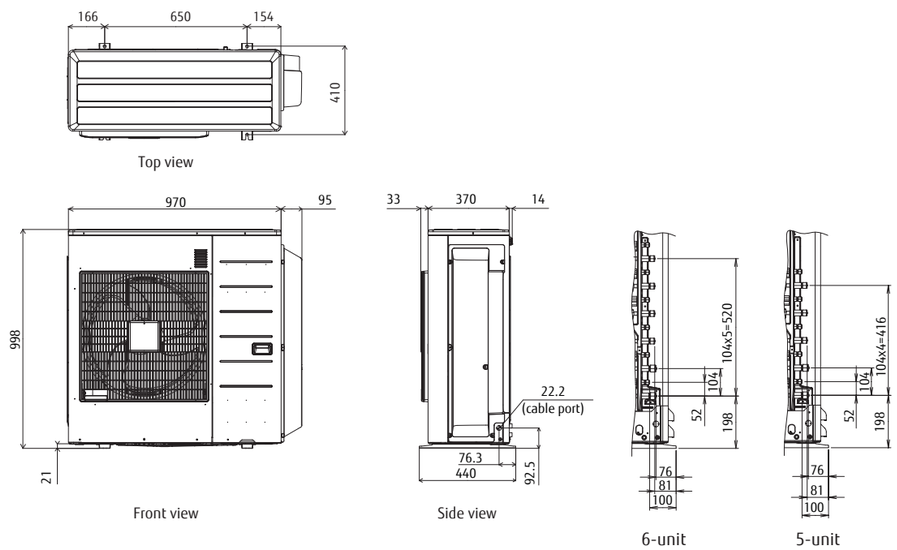

NEW 2-unit to 5-unit Multi-split Indoor Units Specifications

Wall-mounted type

Model name	Indoor unit			ASHG07KGTE	ASHG09KGTE	ASHG12KGTE	ASHG14KGTE
kW Class			kW	2.0	2.5	3.5	4.0
Power Source				Single phase, ~230 V, 50 Hz			
Sound Pressure Level	Cooling	H/M/L/Q	dB(A)	38/33/29/21	40/34/29/21	40/35/30/21	43/36/30/21
	Heating			41/35/31/22	42/36/31/22	42/38/33/22	44/39/33/24
Sound Power Level	Cooling	H	dB(A)	54	55	56	57
	Heating			56	57	58	59
Airflow Rate	Cooling	H/M/L/Q	m^3/h	650/540/430/270	700/560/430/270	700/560/430/270	770/600/450/280
	Heating			720/580/460/330	750/610/470/330	770/640/520/330	800/660/520/340
Net Dimensions			mm	270 × 834 × 215	270 × 834 × 215	270 × 834 × 215	270 × 834 × 215
Weight			kg (lbs)	10 (22)	10 (22)	10 (22)	10 (22)
Connection Pipe Diameter		Liquid/Gas	mm	6.35/9.52	6.35/9.52	6.35/9.52	6.35/9.52

Wall-mounted type

Model name	Indoor unit			ASHG07KMCE	ASHG09KMCE	ASHG12KMCE	ASHG14KMCE
kW Class			kW	2.0	2.5	3.5	4.0
Power Source				Single phase, ~230 V, 50 Hz			
Sound Pressure Level	Cooling	H/M/L/Q	dB(A)	38/33/29/21	40/34/29/21	40/35/30/21	43/36/30/21
	Heating			41/35/31/22	42/36/31/22	42/38/33/22	44/39/33/24
Sound Power Level	Cooling	H	dB(A)	54	55	55	57
	Heating			56	57	58	59
Airflow Rate	Cooling	H/M/L/Q	m^3/h	650/540/430/320	700/560/430/320	700/560/430/320	770/600/450/310
	Heating			720/580/460/330	750/610/470/330	780/640/520/330	820/660/520/340
Net Dimensions			mm	270 × 834 × 222	270 × 834 × 222	270 × 834 × 222	270 × 834 × 222
Weight			kg (lbs)	10 (22)	10 (22)	10 (22)	10 (22)
Connection Pipe Diameter		Liquid/Gas	mm	6.35/9.52	6.35/9.52	6.35/9.52	6.35/9.52

Wall-mounted type

Model name	Indoor unit			ASHG18KMTE	ASHG22KMTE	ASHG24KMTE
kW Class			kW	5.0	6.0	7.0
Power Source				Single phase, ~230 V, 50 Hz		
Sound Pressure Level	Cooling	H/M/L/Q	dB(A)	45/40/35/29	48/40/35/29	49/40/35/29
	Heating			46/40/35/29	48/40/35/29	49/40/35/29
Sound Power Level	Cooling	H	dB(A)	60	62	65
	Heating			61	62	65
Airflow Rate	Cooling	H/M/L/Q	m^3/h	980/810/640/510	1,060/810/640/510	1,170/850/640/510
	Heating			1,020/850/640/510	1,060/850/640/510	1,170/850/640/510
Net Dimensions			mm	280 × 980 × 240	280 × 980 × 240	280 × 980 × 240
Weight			kg (lbs)	12.5 (27)	12.5 (27)	12.5 (27)
Connection Pipe Diameter		Liquid/Gas	mm	6.35/12.70	6.35/12.70	6.35/12.70

Floor

Model name	Indoor unit			AGHG09KVCA	AGHG12KVCA	AGHG14KVCA
kW Class			kW	2.5	3.5	4.0
Power Source				Single phase, ~230 V, 50 Hz		
Sound Pressure Level	Cooling	H/M/L/Q	dB(A)	39/34/28/22	42/36/30/22	44/38/31/22
	Heating			39/35/30/22	42/38/32/22	44/39/33/22
Sound Power Level	Cooling	H	dB(A)	52	55	56
	Heating			52	55	56
Airflow Rate	Cooling	H/M/L/Q	m^3/h	530/440/360/270	600/490/380/270	650/520/400/270
	Heating			530/460/380/270	600/510/410/270	650/540/430/270
Net Dimensions			mm	600 × 740 × 200	600 × 740 × 200	600 × 740 × 200
Weight			kg (lbs)	14 (31)	14 (31)	14 (31)
Connection Pipe Diameter		Liquid/Gas	mm	6.35/9.52	6.35/9.52	6.35/9.52

Ceiling

Model name	Indoor unit			ABHG18KRTA	ABHG22KRTA
kW Class			kW	5.0	6.0
Power Source				Single phase, ~230 V, 50 Hz	
Sound Pressure Level	Cooling	H/M/L/Q	dB(A)	38/36/33/31	42/37/34/31
	Heating			38/36/33/31	42/37/34/31
Sound Power Level	Cooling	H	dB(A)	53	57
	Heating			53	57
Airflow Rate	Cooling	H/M/L/Q	m^3/h	840/790/710/650	900/790/710/650
	Heating			840/790/710/650	900/790/710/650
Net Dimensions			mm	235 × 1,080 × 705	235 × 1,080 × 705
Weight			kg (lbs)	24(52)	24(52)
Connection Pipe Diameter		Liquid/Gas	mm	6.35/12.70	6.35/12.70

Compact Cassette Grid Type

Model name	Indoor unit			AUXG07KVLA	AUXG09KVLA	AUXG12KVLA	AUXG14KVLA	AUXG18KVLA	AUXG22KVLA
kW Class			kW	2.0	2.5	3.5	4.0	5.0	6.0
Power Source				Single phase, ~230 V, 50 Hz					
Sound Pressure Level	Cooling	H/M/L/Q	dB(A)	33/31/29/27	33/31/29/27	37/34/31/28	38/35/32/29	38/35/32/29	44/42/36/30
	Heating			34/32/29/27	34/32/29/27	37/34/31/29	43/38/34/30	43/38/34/30	45/43/40/33
Sound Power Level	Cooling	H	dB(A)	46	46	49	50	50	56
	Heating			47	47	49	55	55	57
Airflow Rate	Cooling	H/M/L/Q	m^3/h	540/490/440/390	540/490/440/390	610/530/470/410	680/580/490/410	680/580/490/410	830/740/600/450
	Heating			540/490/440/390	540/490/440/390	610/530/470/410	790/680/580/450	790/680/580/450	860/760/700/530
Net Dimensions			mm	245 × 570 × 570	245 × 570 × 570	245 × 570 × 570	245 × 570 × 570	245 × 570 × 570	245 × 570 × 570
Weight			kg (lbs)	15 (33)	15 (33)	15 (33)	15 (33)	15 (33)	16 (35)
Panel				UTG-UFGF-W	UTG-UFGF-W	UTG-UFGF-W	UTG-UFGF-W	UTG-UFGF-W	UTG-UFGF-W
Connection Pipe Diameter		Liquid/Gas	mm	6.35/9.52	6.35/9.52	6.35/9.52	6.35/9.52	6.35/12.70	6.35/12.70

Mini duct



Model name	Indoor unit			ARXG07KSLAP	ARXG09KSLAP	ARXG12KSLAP	ARXG14KSLAP	ARXG18KSLAP
kW Class			kW	2.0	2.5	3.5	4.0	5.0
Power Source				Single phase, ~230 V, 50 Hz				
Sound Pressure Level	Cooling	H/M/L/Q	dB(A)	29/26/24/23	29/26/24/23	31/27/25/23	35/30/27/23	33/29/26/23
	Heating			29/26/24/23	29/26/24/23	31/27/25/23	35/30/27/23	33/29/26/23
Sound Power Level	Cooling	H	dB(A)	52	54	55	60	58
	Heating			53	56	57	62	59
Airflow Rate	Cooling	H/M/L/Q	m^3/h	550/440/390/360	600/450/400/360	650/490/430/360	800/640/530/360	940/750/540/480
	Heating			550/440/390/360	600/450/400/360	650/490/430/360	800/640/530/360	940/750/540/480
Net Dimensions			mm	198 × 700 × 450	198 × 700 × 450	198 × 700 × 450	198 × 700 × 450	198 × 900 × 450
Weight			kg (lbs)	15.5 (34)	15.5 (34)	15.5 (34)	15.5 (34)	18.5 (40)
Connection Pipe Diameter		Liquid/Gas	mm	6.35/9.52	6.35/9.52	6.35/9.52	6.35/9.52	6.35/12.70
External static pressure			Pa	0 to 30	0 to 30	0 to 30	0 to 50	0 to 50
Drain pump				Standard	Standard	Standard	Standard	Standard

Slim duct



Model name	Indoor unit			ARXG07KLLAP	ARXG09KLLAP	ARXG12KLLAP	ARXG14KLLAP	ARXG18KLLAP
kW Class			kW	2.0	2.5	3.5	4.0	5.0
Power Source				Single phase, ~230 V, 50 Hz				
Sound Pressure Level	Cooling	H/M/L/Q	dB(A)	28/26/25/24	28/27/26/25	29/28/27/26	32/30/28/26	32/30/29/27
	Heating			28/26/25/24	28/26/25/24	29/28/27/24	32/30/28/25	32/30/29/27
Sound Power Level	Cooling	H	dB(A)	57	57	58	60	58
	Heating			57	57	58	60	58
Airflow Rate	Cooling	H/M/L/Q	m^3/h	550/490/470/440	600/550/500/450	650/600/550/480	800/700/600/480	940/880/820/750
	Heating			550/490/470/440	600/550/500/450	650/600/550/480	800/700/600/480	940/880/820/750
Net Dimensions			mm	198 × 700 × 620	198 × 700 × 620	198 × 700 × 620	198 × 700 × 620	198 × 900 × 620
Weight			kg (lbs)	16 (35)	17 (37)	17 (37)	17 (37)	20 (44)
Connection Pipe Diameter		Liquid/Gas	mm	6.35/9.52	6.35/9.52	6.35/9.52	6.35/9.52	6.35/12.70
External static pressure			Pa	0 to 90	0 to 90	0 to 90	0 to 90	0 to 90
Drain pump				Standard	Standard	Standard	Standard	Standard

Medium Static Pressure Duct

Model name	Indoor unit			ARXG22KMLB
kW Class			kW	6.0
Power Source				Single phase, ~230 V, 50 Hz
Sound Pressure Level	Cooling	H/M/L/Q	dB(A)	31/29/27/25
	Heating			31/29/27/25
Sound Power Level	Cooling	H	dB(A)	60
	Heating			62
Airflow Rate	Cooling	H/M/L/Q	m^3/h	1,100/910/750/580
	Heating			1,100/910/750/580
Net Dimensions			mm	270 × 1,135 × 700
Weight			kg (lbs)	35 (77)
Connection Pipe Diameter		Liquid/Gas	mm	6.35/12.70
External static pressure			Pa	30 to 150
Drain pump				Standard

REFRIGERANT R410A

2-unit to 4-unit Multi-split Indoor Units Specifications

Wall mounted

Model No.	Indoor unit			ASGG07LMCA	ASGG09LMCA	ASGG12LMCA
kW Class			kW	2.0	2.5	3.5
Power Source			V/Ø/Hz	230/1/50	230/1/50	230/1/50
Sound Pressure Level	Cooling	H/M/L/Q	dB(A)	36/32/29/21	37/33/29/21	40/36/30/21
	Heating			36/32/29/22	37/33/29/22	40/36/31/22
Airflow Rate	Cooling	H/M/L/Q	m^3/h	560/500/430/310	600/520/430/310	660/560/450/310
	Heating			560/500/430/330	600/520/430/330	660/560/470/330
Net Dimensions			mm	268 × 840 × 203	268 × 840 × 203	268 × 840 × 203
Weight			kg(lbs)	8.5(18.7)	8.5(18.7)	8.5(18.7)
Connection Pipe Diameter		Liquid/Gas	mm	Ø6.35/Ø9.52	Ø6.35/Ø9.52	Ø6.35/Ø9.52

Wall mounted

Model No.	Indoor unit			ASGG18LFCA	ASGG24LFCA
kW Class			kW	5.0	7.0
Power Source			V/Ø/Hz	230/1/50	230/1/50
Sound Pressure Level	Cooling	H/M/L/Q	dB(A)	43/37/33/26	49/42/37/33
	Heating			42/37/33/25	48/42/37/33
Airflow Rate	Cooling	H/M/L/Q	m^3/h	900/740/620/550	1120/900/740/620
	Heating			900/740/620/550	1100/900/740/620
Net Dimensions			mm	320 × 998 × 238	320 × 998 × 238
Weight			kg(lbs)	14(30.9)	14(30.9)
Connection Pipe Diameter		Liquid/Gas	mm	Ø6.35/Ø12.70	Ø6.35/Ø15.88

Compact cassette

Model No.	Indoor unit			AUGG09LVLA	AUGG12LVLA	AUGG14LVLA	AUGG18LVLA
kW Class			kW	2.5	3.5	4.0	5.0
Power Source			V/Ø/Hz	230/1/50	230/1/50	230/1/50	230/1/50
Sound Pressure Level	Cooling	H/M/L/Q	dB(A)	33/31/29/27	37/33/31/28	40/35/32/29	42/37/33/29
	Heating			34/32/29/27	37/33/31/28	40/37/34/29	44/40/37/30
Airflow Rate	Cooling	H/M/L/Q	m^3/h	540/490/440/390	610/530/470/410	680/580/490/410	750/610/520/410
	Heating			540/490/440/390	610/530/470/410	700/620/550/430	800/710/600/450
Net Dimensions			mm	245 × 570 × 570	245 × 570 × 570	245 × 570 × 570	245 × 570 × 570
Weight			kg(lbs)	15(33.1)	15(33.1)	15(33.1)	15(33.1)
Cassette Grille				UTG-UFGD-W	UTG-UFGD-W	UTG-UFGD-W	UTG-UFGD-W
Connection Pipe Diameter		Liquid/Gas	mm	Ø6.35/Ø9.52	Ø6.35/Ø9.52	Ø6.35/Ø12.70	Ø6.35/Ø12.70

Slim duct

Model No.	Indoor unit			ARGG09LLLA	ARGG12LLLA	ARGG14LLLA	ARGG18LLLA	ARGG24LLLA
kW Class			kW	2.5	3.5	4.0	5.0	7.0
Power Source			V/Ø/Hz	230/1/50	230/1/50	230/1/50	230/1/50	230/1/50
Sound Pressure Level	Cooling	H/M/L/Q	dB(A)	28/27/26/25	29/28/27/26	32/30/28/26	32/31/30/29	33/32/30/29
	Heating			28/26/25/24	29/28/27/24	33/30/28/25	33/32/31/29	35/34/32/29
Airflow Rate	Cooling	H/M/L/Q	m^3/h	600/550/500/450	650/600/550/480	800/700/600/480	940/880/820/750	1330/1240/1100/1030
	Heating			600/550/500/450	650/600/550/480	800/700/600/480	940/880/820/750	1330/1240/1100/1030
Net Dimensions			mm	198 × 700 × 620	198 × 700 × 620	198 × 700 × 620	198 × 900 × 620	198 × 1,100 × 620
Weight			kg(lbs)	19(41.9)	19(41.9)	19(41.9)	23(50.7)	27(59.5)
Connection Pipe Diameter		Liquid/Gas	mm	Ø6.35/Ø9.52	Ø6.35/Ø9.52	Ø6.35/Ø12.70	Ø6.35/Ø12.70	Ø6.35/Ø15.88
External static pressure				0 to 90	0 to 90	0 to 90	0 to 90	0 to 50
Drain pump				Standard	Standard	Standard	Standard	Standard

REFRIGERANT R410A

5-unit, 6-unit Multi-split Indoor Units Specifications

Wall mounted

Model No.	Indoor unit			ASHG07LUCA	ASHG09LUCA	ASHG12LUCA	ASHG14LUCA
kW Class			kW	2.0	2.5	3.5	4.0
Power Source			V/Ø/Hz	230/1/50	230/1/50	230/1/50	230/1/50
Sound Pressure Level	Cooling	H/M/L/Q	dB(A)	35/30/28/21	36/32/28/21	37/34/31/21	41/36/33/25
	Heating			35/30/28/21	36/32/28/21	37/34/31/21	41/36/34/27
Airflow Rate	Cooling	H/M/L/Q	m^3/h	570/520/470/330	600/550/470/330	660/600/530/330	710/640/570/390
	Heating			570/520/470/330	600/550/470/330	660/600/530/330	710/640/590/430
Net Dimensions			mm	282 × 870 × 185	282 × 870 × 185	282 × 870 × 185	282 × 870 × 185
Weight			kg(lbs)	9.5 (20.9)	9.5 (20.9)	9.5 (20.9)	9.5 (20.9)
Connection Pipe Diameter		Liquid/Gas	mm	Ø6.35/Ø9.52	Ø6.35/Ø9.52	Ø6.35/Ø9.52	Ø6.35/Ø12.70

Wall mounted

Model No.	Indoor unit			ASHG07LMCA	ASHG09LMCA	ASHG12LMCA	ASHG14LMCA
kW Class			kW	2.0	2.5	3.5	4.0
Power Source			V/Ø/Hz	230/1/50	230/1/50	230/1/50	230/1/50
Sound Pressure Level	Cooling	H/M/L/Q	dB(A)	36/32/29/21	37/33/29/21	40/36/30/21	42/38/33/25
	Heating			36/32/29/22	37/33/29/22	40/36/31/22	42/38/35/27
Airflow Rate	Cooling	H/M/L/Q	m^3/h	560/500/430/310	600/520/430/310	660/560/450/310	730/600/530/360
	Heating			560/500/430/330	600/520/430/330	660/560/470/330	730/615/560/375
Net Dimensions			mm	268 × 840 × 203	268 × 840 × 203	268 × 840 × 203	268 × 840 × 203
Weight			kg(lbs)	8.5 (18.7)	8.5 (18.7)	8.5 (18.7)	8.5 (18.7)
Connection Pipe Diameter		Liquid/Gas	mm	Ø6.35/Ø9.52	Ø6.35/Ø9.52	Ø6.35/Ø9.52	Ø6.35/Ø12.70

Wall mounted

Model No.	Indoor unit			ASHG18LFCA	ASHG24LFCC
kW Class			kW	5.0	7.0
Power Source			V/Ø/Hz	230/1/50	230/1/50
Sound Pressure Level	Cooling	H/M/L/Q	dB(A)	43/37/33/26	49/42/37/33
	Heating			42/37/33/25	48/42/37/33
Airflow Rate	Cooling	H/M/L/Q	m^3/h	900/740/620/550	1,120/900/740/620
	Heating			900/740/620/550	1,100/900/740/620
Net Dimensions			mm	320 × 998 × 238	320 × 998 × 238
Weight			kg(lbs)	14 (30.9)	14 (30.9)
Connection Pipe Diameter		Liquid/Gas	mm	Ø6.35/Ø12.70	Ø6.35/Ø15.88

Floor

Model No.	Indoor unit			AGHG09LVCA	AGHG12LVCA	AGHG14LVCA
kW Class			kW	2.5	3.5	4.0
Power Source			V/Ø/Hz	230/1/50	230/1/50	230/1/50
Sound Pressure Level	Cooling	H/M/L/Q	dB(A)	39/34/28/22	42/36/30/22	44/38/31/22
	Heating			39/35/30/22	42/38/32/22	44/39/33/22
Airflow Rate	Cooling	H/M/L/Q	m^3/h	530/440/360/270	600/490/380/270	650/520/400/270
	Heating			530/460/380/270	600/510/410/270	650/540/430/270
Net Dimensions			mm	600 × 740 × 200	600 × 740 × 200	600 × 740 × 200
Weight			kg(lbs)	14 (30.9)	14 (30.9)	14 (30.9)
Connection Pipe Diameter		Liquid/Gas	mm	Ø6.35/Ø9.52	Ø6.35/Ø9.52	Ø6.35/Ø12.70

Floor/ceiling

Model No.	Indoor unit			ABHG14LVTA	ABHG18LVTB
kW Class			kW	4.0	5.0
Power Source			V/Ø/Hz	230/1/50	230/1/50
Sound Pressure Level	Cooling	H/M/L/Q	dB(A)	36/34/33/29 (Under ceiling) / 39/37/36/32 (Floor console)	41/38/34/32 (Under ceiling) / 44/41/37/35 (Floor console)
	Heating			36/34/33/29 (Under ceiling) / 39/37/36/32 (Floor console)	41/38/34/32 (Under ceiling) / 44/41/37/35 (Floor console)
Airflow Rate	Cooling	H/M/L/Q	m^3/h	640/590/540/480	780/700/560/500
	Heating			640/590/540/480	780/700/560/500
Net Dimensions			mm	199 × 990 × 655	199 × 990 × 655
Weight			kg(lbs)	27 (59.5)	27 (59.5)
Connection Pipe Diameter		Liquid/Gas	mm	Ø6.35/Ø12.70	Ø6.35/Ø12.70

Compact cassette

Model No.	Indoor unit			AUHG07LVLA	AUHG09LVLA	AUHG12LVLB	AUHG14LVLB	AUHG18LVLB
kW Class			kW	2.0	2.5	3.5	4.0	5.0
Power Source			V/Ø/Hz	230/1/50	230/1/50	230/1/50	230/1/50	230/1/50
Sound Pressure Level	Cooling	H/M/L/Q	dB(A)	33/31/29/27	33/31/29/27	37/33/31/28	40/35/32/29	42/37/33/29
	Heating			34/32/29/27	34/32/29/27	37/33/31/28	40/37/34/29	44/40/37/30
Airflow Rate	Cooling	H/M/L/Q	m^3/h	540/490/440/390	540/490/440/390	610/530/470/410	680/580/490/410	750/610/520/410
	Heating			540/490/440/390	540/490/440/390	610/530/470/410	700/620/550/430	800/710/600/450
Net Dimensions			mm	245 × 570 × 570	245 × 570 × 570	245 × 570 × 570	245 × 570 × 570	245 × 570 × 570
Weight			kg(lbs)	15(33.1)	15 (33.1)	15 (33.1)	15 (33.1)	15 (33.1)
Cassette Grille				UTG-UFGD-W	UTG-UFGD-W	UTG-UFGD-W	UTG-UFGD-W	UTG-UFGD-W
Connection Pipe Diameter		Liquid/Gas	mm	Ø6.35/Ø9.52	Ø6.35/Ø9.52	Ø6.35/Ø9.52	Ø6.35/Ø12.70	Ø6.35/Ø12.70

Slim duct

Model No.	Indoor unit			ARHG07LLTA	ARHG09LLTA	ARHG12LLTB	ARHG14LLTB	ARHG18LLTB
kW Class			kW	2.0	2.5	3.5	4.0	5.0
Power Source			V/Ø/Hz	230/1/50	230/1/50	230/1/50	230/1/50	230/1/50
Sound Pressure Level	Cooling	H/M/L/Q	dB(A)	28/26/25/24	28/27/26/25	29/28/27/26	32/30/28/26	32/31/30/29
	Heating			28/26/25/24	28/26/25/24	29/28/27/24	33/30/28/25	33/32/31/29
Airflow Rate	Cooling	H/M/L/Q	m^3/h	550/490/470/440	600/550/500/450	650/600/550/480	800/700/600/480	940/880/820/750
	Heating			550/490/470/440	600/550/500/450	650/600/550/480	800/700/600/480	940/880/820/750
Net Dimensions			mm	198 × 700 × 620	198 × 700 × 620	198 × 700 × 620	198 × 700 × 620	198 × 900 × 620
Weight			kg(lbs)	17 (37.5)	19 (41.9)	19 (41.9)	19 (41.9)	23 (50.7)
Connection Pipe Diameter		Liquid/Gas	mm	Ø6.35/Ø9.52	Ø6.35/Ø9.52	Ø6.35/Ø9.52	Ø6.35/Ø12.70	Ø6.35/Ø12.70
External static pressure				0 to 90	0 to 90	0 to 90	0 to 90	0 to 90
Drain pump				Standard	Standard	Standard	Standard	Standard

Mini duct



Model No.	Indoor unit			ARHG07LSLAP	ARHG09LSLAP	ARHG12LSLAP	ARYG14LSLAP	ARHG18LSLAP
kW Class			kW	2.0	2.5	3.5	4.0	5.0
Power Source			V/Ø/Hz	230/1/50	230/1/50	230/1/50	230/1/50	230/1/50
Sound Pressure Level	Cooling	H/M/L/Q	dB(A)	29/26/24/23	29/26/24/23	31/27/25/23	35/30/27/23	33/29/26/23
	Heating			29/26/24/23	29/26/24/23	31/27/25/23	35/30/27/23	33/29/26/23
Airflow Rate	Cooling	H/M/L/Q	m^3/h	550/440/390/360	600/450/400/360	650/490/430/360	800/640/530/360	940/750/540/480
	Heating			550/440/390/360	600/450/400/360	650/490/430/360	800/640/530/360	940/750/540/480
Net Dimensions			mm	198 × 700 × 450	198 × 700 × 450	198 × 700 × 450	198 × 700 × 450	198 × 900 × 450
Weight			kg(lbs)	15.5 (34.2)	15.5 (34.2)	15.5 (34.2)	15.5 (34.2)	18.5 (40.8)
Connection Pipe Diameter		Liquid/Gas	mm	Ø6.35/Ø9.52	Ø6.35/Ø9.52	Ø6.35/Ø9.52	Ø6.35/Ø12.70	Ø6.35/Ø12.70
External static pressure				0 to 30	0 to 30	0 to 30	0 to 50	0 to 50
Drain pump				Standard	Standard	Standard	Standard	Standard

REFRIGERANT R32

REFRIGERANT R410A

2-unit Multi-split Combination Table–Cooling/Heating

2-unit Multi-split cooling

AOHG14KBTA2	Combination of Indoor Units		Cooling Operation							
			Cooling Capacity			Input Power (Min. - Max.)	EER	Seasonal Data		
			Unit 1	Unit 2	Total Capacity (Min. - Max.)			Pdesign	SEER	Energy efficiency class
			kW	kW	kW	kW		kW		
2-unit connection	7	7	2.00	2.00	4.00 (1.4-4.6)	0.97 (0.25-1.20)	4.12	4.0	8.7	A+++
	7	9	1.75	2.25	4.00 (1.4-4.6)	0.97 (0.25-1.20)	4.12	4.0	8.7	A+++
	7	12	1.47	2.53	4.00 (1.4-4.6)	0.97 (0.25-1.20)	4.12	4.0	8.7	A+++
	9	9	2.00	2.00	4.00 (1.4-4.6)	0.97 (0.25-1.20)	4.12	4.0	8.7	A+++
	9	12	1.71	2.29	4.00 (1.4-4.6)	0.97 (0.25-1.20)	4.12	4.0	8.7	A+++

Notes: •7: 7000 Btu/h/9: 9000 Btu/h/12: 12000 Btu/h models
•The above specifications apply when connected with a wall-mounted [KG] unit.
•2 or more indoor units should be connected.
•Cooling capacity is determined based on 27°CDB/19°CWB (indoor temperature) and 35°CDB (outdoor temperature).
•Pipe Length: 5 m, Height difference: 0 m (Outdoor unit to Indoor unit)
•Total capacity of indoor units connected must be between 4.0 kW and 6.0 kW.

AOHG18KBTA2	Combination of Indoor Units		Cooling Operation							
			Cooling Capacity			Input Power (Min. - Max.)	EER	Seasonal Data		
			Unit 1	Unit 2	Total Capacity (Min. - Max.)			Pdesign	SEER	Energy efficiency class
			kW	kW	kW	kW		kW		
2-unit connection	7	7	2.00	2.00	4.00 (1.7-5.0)	0.92 (0.25-1.23)	4.35	4.0	8.8	A+++
	7	9	2.00	2.50	4.50 (1.7-5.7)	1.07 (0.25-1.45)	4.22	4.5	8.7	A+++
	7	12	1.84	3.16	5.00 (1.7-5.8)	1.24 (0.25-1.55)	4.03	5.0	8.6	A+++
	7	14	1.67	3.33	5.00 (1.7-5.8)	1.24 (0.25-1.55)	4.03	5.0	8.6	A+++
	9	9	2.50	2.50	5.00 (1.7-5.8)	1.24 (0.25-1.55)	4.03	5.0	8.6	A+++
	9	12	2.14	2.86	5.00 (1.7-5.8)	1.24 (0.25-1.55)	4.03	5.0	8.6	A+++
	9	14	1.96	3.04	5.00 (1.7-5.8)	1.24 (0.25 - 1.55)	4.03	5.0	8.6	A+++
	12	12	2.50	2.50	5.00 (1.7-5.8)	1.24 (0.25-1.55)	4.03	5.0	8.6	A+++
	12	14	2.31	2.69	5.00 (1.7-5.8)	1.24 (0.25-1.55)	4.03	5.0	8.6	A+++

Notes: •7: 7000 Btu/h/9:9000 Btu/h/12: 12000 Btu/h/14: 14000 Btu/h models
•The above specifications apply when connected with a wall-mounted [KG] unit.
•2 or more indoor units should be connected.
•Cooling capacity is determined based on 27°CDB/19°CWB (indoor temperature) and 35°CDB (outdoor temperature).
•Pipe Length: 5 m, Height difference: 0 m (Outdoor unit to Indoor unit)
•Total capacity of indoor units connected must be between 4.0 kW and 7.5 kW.

2-unit Multi-split heating

AOHG14KBTA2	Combination of Indoor Units		Heating Operation							
			Heating Capacity			Input Power (Min. - Max.)	COP	Seasonal Data		
			Unit 1	Unit 2	Total Capacity (Min. - Max.)			Pdesign	SCOP	Energy efficiency class
			kW	kW	kW	kW		kW		
2-unit connection	7	7	2.20	2.20	4.40 (1.1-5.5)	0.95 (0.25-1.65)	4.63	3.5	4.7	A++
	7	9	1.92	2.48	4.40 (1.1-5.5)	0.95 (0.25-1.65)	4.63	3.5	4.7	A++
	7	12	1.62	2.78	4.40 (1.1-5.5)	0.95 (0.25-1.65)	4.63	3.5	4.7	A++
	9	9	2.20	2.20	4.40 (1.1-5.5)	0.95 (0.25-1.65)	4.63	3.5	4.7	A++
	9	12	1.89	2.51	4.40 (1.1-5.5)	0.95 (0.25-1.65)	4.63	3.5	4.7	A++

Notes: •7: 7000 Btu/h/9: 9000 Btu/h/12: 12000 Btu/h models
•The above specifications apply when connected with a wall-mounted [KG] unit.
•2 or more indoor units should be connected.
•Heating capacity is determined based on 20°CDB (indoor temperature) and 7°CDB/6°CWB (outdoor temperature).
•Pipe Length: 5 m, Height difference: 0 m (Outdoor unit to Indoor unit)
•Total capacity of indoor units connected must be between 4.0 kW and 6.0 kW.

AOHG18KBTA2	Combination of Indoor Units		Heating Operation							
			Heating Capacity			Input Power (Min. - Max.)	COP	Seasonal Data		
			Unit 1	Unit 2	Total Capacity (Min. - Max.)			Pdesign	SCOP	Energy efficiency class
			kW	kW	kW	kW		kW		
2-unit connection	7	7	2.40	2.40	4.80 (1.7-5.6)	0.99 (0.25-1.35)	4.85	3.8	4.7	A++
	7	9	2.40	3.00	5.40 (1.7-6.4)	1.15 (0.25-1.60)	4.70	4.0	4.7	A++
	7	12	2.06	3.54	5.60 (1.7-7.0)	1.22 (0.25-1.80)	4.59	4.2	4.7	A++
	7	14	1.87	3.73	5.60 (1.7-7.0)	1.22 (0.25-1.80)	4.59	4.2	4.7	A++
	9	9	2.80	2.80	5.60 (1.7-7.0)	1.22 (0.25-1.80)	4.59	4.2	4.7	A++
	9	12	2.40	3.20	5.60 (1.7-7.0)	1.22 (0.25-1.80)	4.59	4.2	4.7	A++
	9	14	2.19	3.41	5.60 (1.7-7.0)	1.22 (0.25-1.80)	4.59	4.2	4.7	A++
	12	12	2.80	2.80	5.60 (1.7-7.0)	1.22 (0.25-1.80)	4.59	4.2	4.7	A++
	12	14	2.58	3.02	5.60 (1.7-7.0)	1.22 (0.25-1.80)	4.59	4.2	4.7	A++

Notes: •7: 7000 Btu/h/9:9000 Btu/h/12: 12000 Btu/h/14: 14000 Btu/h models
•The above specifications apply when connected with a wall-mounted [KG] unit.
•2 or more indoor units should be connected.
•Heating capacity is determined based on 20°CDB (indoor temperature) and 7°CDB/6°CWB (outdoor temperature).
•Pipe Length: 5 m, Height difference: 0 m (Outdoor unit to Indoor unit)
•Total capacity of indoor units connected must be between 4.0 kW and 7.5 kW.

2-unit Multi-split cooling

AOGG18LAC2	Combination of indoor unit			Cooling Operation				
				Cooling Capacity			Input Power (Min.-Max.)	EER (W/W)
				Unit 1	Unit 2	Total (Min.-Max.)		
	Unit 1	Unit 2	Total	kW	kW	kW	kW	
2-unit connection	7	7	14	2.10	2.10	4.20(1.70-5.20)	1.24(0.35-1.68)	3.39
	7	9	16	2.10	2.50	4.60(1.70-5.30)	1.26(0.35-1.79)	3.65
	7	12	19	1.90	3.10	5.00(1.70-5.60)	1.48(0.35-1.95)	3.38
	9	9	18	2.50	2.50	5.00(1.70-5.60)	1.49(0.35-1.95)	3.36
	9	12	21	2.10	2.90	5.00(1.70-5.70)	1.48(0.35-1.95)	3.38
	12	12	24	2.50	2.50	5.00(1.70-5.80)	1.49(0.35-1.99)	3.36

Note: •7: 7,000 Btu/h, 9: 9,000 Btu/h, 12: 12,000 Btu/h
•Operating data under running indoor units are shown on the above table.
•2 or more indoor units should be connected.
•Cooling capacity is based on 27°CDB/19°CWB (indoor temperature), 35°CDB (outdoor temperature).
•Pipe Length: 5 m, Height difference: 0 m (Outdoor unit to Indoor unit)
•The Total ability of connected a indoor unit is up to 24000 Btu from 14000 Btu.

2-unit Multi-split heating

AOGG18LAC2	Combination of indoor unit			Heating Operation				
				Heating Capacity			Input Power (Min.-Max.)	COP (W/W)
				Unit 1	Unit 2	Total (Min.-Max.)		
	Unit 1	Unit 2	Total	kW	kW	kW	kW	
2-unit connection	7	7	14	2.70	2.70	5.40(1.80-6.00)	1.24(0.35-1.68)	3.39
	7	9	16	2.50	3.00	5.50(1.80-6.00)	1.26(0.35-1.79)	3.65
	7	12	19	2.30	3.30	5.60(1.80-6.10)	1.48(0.35-1.95)	3.38
	9	9	18	2.80	2.80	5.60(1.80-6.10)	1.49(0.35-1.95)	3.36
	9	12	21	2.45	3.15	5.60(1.80-6.20)	1.48(0.35-1.95)	3.38
	12	12	24	2.80	2.80	5.60(1.80-6.30)	1.49(0.35-1.99)	3.36

Note: •7: 7,000 Btu/h, 9: 9,000 Btu/h, 12: 12,000 Btu/h
•Operating data under running indoor units are shown on the above table.
•2 or more indoor units should be connected.
•Heating capacity is based on 20°CDB (indoor temperature), 7°CDB / 6°CWB (outdoor temperature).
•Pipe Length: 5 m, Height difference: 0 m (Outdoor unit to Indoor unit)
•The Total ability of connected a indoor unit is up to 24000 Btu from 14000 Btu.

3-unit Multi-split Combination Table–Cooling/Heating

3-unit Multi-split cooling

AOHG18KBTA3	Combination of Indoor Units			Cooling Operation								
				Cooling Capacity				Input Power (Min. - Max.)	EER	Seasonal Data		
				Unit 1	Unit 2	Unit 3	Total Capacity (Min. - Max.)			Pdesign	SEER	Energy efficiency
				kW	kW	kW	kW	kW		kW		
2-unit connection	7	7	-	2.00	2.00	-	4.00 (1.8-5.0)	0.86 (0.35-1.35)	4.65	4.0	8.3	A++
	7	9	-	2.00	2.50	-	4.50 (1.8-5.7)	1.03 (0.35-1.54)	4.36	4.5	8.2	A++
	7	12	-	1.99	3.41	-	5.40 (1.8-6.8)	1.41 (0.35-1.85)	3.83	5.4	8.0	A++
	7	14	-	1.80	3.60	-	5.40 (1.8-7.0)	1.41 (0.35-1.90)	3.83	5.4	8.0	A++
	9	9	-	2.50	2.50	-	5.00 (1.8-6.4)	1.23 (0.35-1.74)	4.06	5.0	8.1	A++
	9	12	-	2.31	3.09	-	5.40 (1.8-7.0)	1.41 (0.35-1.90)	3.83	5.4	8.0	A++
	9	14	-	2.11	3.29	-	5.40 (1.8-7.0)	1.41 (0.35-1.90)	3.83	5.4	8.0	A++
	12	12	-	2.70	2.70	-	5.40 (1.8-7.0)	1.41 (0.35-1.90)	3.83	5.4	8.0	A++
	12	14	-	2.49	2.91	-	5.40 (1.8-7.0)	1.41 (0.35-1.90)	3.83	5.4	8.0	A++
	14	14	-	2.70	2.70	-	5.40 (1.8-7.0)	1.41 (0.35-1.90)	3.83	5.4	8.0	A++
3-unit connection	7	7	7	1.80	1.80	1.80	5.40 (1.8-7.0)	1.13 (0.35-1.90)	4.78	5.4	8.6	A+++
	7	7	9	1.64	1.64	2.12	5.40 (1.8-7.0)	1.13 (0.35-1.90)	4.78	5.4	8.6	A+++
	7	7	12	1.45	1.45	2.50	5.40 (1.8-7.0)	1.13 (0.35-1.90)	4.78	5.4	8.6	A+++
	7	7	14	1.35	1.35	2.70	5.40 (1.8-7.0)	1.13 (0.35-1.90)	4.78	5.4	8.6	A+++
	7	9	9	1.52	1.94	1.94	5.40 (1.8-7.0)	1.13 (0.35-1.90)	4.78	5.4	8.6	A+++
	7	9	12	1.35	1.74	2.31	5.40 (1.8-7.0)	1.13 (0.35-1.90)	4.78	5.4	8.6	A+++
	7	9	14	1.26	1.62	2.52	5.40 (1.8-7.0)	1.13 (0.35-1.90)	4.78	5.4	8.6	A+++
	9	9	9	1.80	1.80	1.80	5.40 (1.8-7.0)	1.13 (0.35-1.90)	4.78	5.4	8.6	A+++
	9	9	12	1.62	1.62	2.16	5.40 (1.8-7.0)	1.13 (0.35-1.90)	4.78	5.4	8.6	A+++

AOHG24KBTA3	Combination of Indoor Units			Cooling Operation								
				Cooling Capacity				Input Power (Min. - Max.)	EER	Seasonal Data		
				Unit 1	Unit 2	Unit 3	Total Capacity (Min. - Max.)			Pdesign	SEER	Energy efficiency
				kW	kW	kW	kW	kW		kW		
2-unit connection	7	7	-	2.00	2.00	-	4.00 (1.8-5.0)	0.86 (0.35-1.35)	4.65	4.0	8.3	A++
	7	9	-	2.00	2.50	-	4.50 (1.8-5.7)	1.03 (0.35-1.54)	4.36	4.5	8.2	A++
	7	12	-	2.00	3.50	-	5.50 (1.8-6.8)	1.46 (0.35-1.85)	3.77	5.5	8.0	A++
	7	14	-	2.00	4.00	-	6.00 (1.8-7.5)	1.73 (0.35-2.20)	3.48	6.0	7.6	A++
	7	18	-	1.90	4.90	-	6.80 (1.8-8.5)	2.26 (0.35-2.65)	3.01	6.8	6.9	A++
	9	9	-	2.50	2.50	-	5.00 (1.8-6.4)	1.23 (0.35-1.74)	4.06	5.0	8.1	A++
	9	12	-	2.50	3.50	-	6.00 (1.8-7.5)	1.73 (0.35-2.20)	3.48	6.0	7.6	A++
	9	14	-	2.50	4.00	-	6.50 (1.8-8.2)	2.04 (0.35-2.46)	3.19	6.5	7.2	A++
	9	18	-	2.27	4.53	-	6.80 (1.8-8.5)	2.26 (0.35-2.65)	3.01	6.8	6.9	A++
	12	12	-	3.40	3.40	-	6.80 (1.8-8.5)	2.26 (0.35-2.65)	3.01	6.8	6.9	A++
	12	14	-	3.14	3.66	-	6.80 (1.8-8.5)	2.26 (0.35-2.65)	3.01	6.8	6.9	A++
	12	18	-	2.72	4.08	-	6.80 (1.8-8.5)	2.26 (0.35-2.65)	3.01	6.8	6.9	A++
	14	14	-	3.40	3.40	-	6.80 (1.8-8.5)	2.26 (0.35-2.65)	3.01	6.8	6.9	A++
	14	18	-	2.98	3.82	-	6.80 (1.8-8.5)	2.26 (0.35-2.65)	3.01	6.8	6.9	A++
3-unit connection	7	7	7	2.00	2.00	2.00	6.00 (1.8-7.5)	1.37 (0.35-2.20)	4.37	6.0	8.6	A+++
	7	7	9	2.00	2.00	2.50	6.50 (1.8-8.2)	1.59 (0.35-2.46)	4.08	6.5	8.5	A+++
	7	7	12	1.83	1.83	3.14	6.80 (1.8-8.5)	1.74 (0.35-2.65)	3.90	6.8	8.5	A+++
	7	7	14	1.70	1.70	3.40	6.80 (1.8-8.5)	1.74 (0.35-2.65)	3.90	6.8	8.5	A+++
	7	7	18	1.49	1.49	3.82	6.80 (1.8-8.5)	1.74 (0.35-2.65)	3.90	6.8	8.5	A+++
	7	9	9	1.90	2.45	2.45	6.80 (1.8-8.5)	1.74 (0.35-2.65)	3.90	6.8	8.5	A+++
	7	9	12	1.70	2.19	2.91	6.80 (1.8-8.5)	1.74 (0.35-2.65)	3.90	6.8	8.5	A+++
	7	9	14	1.59	2.04	3.17	6.80 (1.8-8.5)	1.74 (0.35-2.65)	3.90	6.8	8.5	A+++
	7	9	18	1.40	1.80	3.60	6.80 (1.8-8.5)	1.74 (0.35-2.65)	3.90	6.8	8.5	A+++
	7	12	12	1.54	2.63	2.63	6.80 (1.8-8.5)	1.74 (0.35-2.65)	3.90	6.8	8.5	A+++
	7	12	14	1.44	2.47	2.89	6.80 (1.8-8.5)	1.74 (0.35-2.65)	3.90	6.8	8.5	A+++
	7	14	14	1.36	2.72	2.72	6.80 (1.8-8.5)	1.74 (0.35-2.65)	3.90	6.8	8.5	A+++
	9	9	[9]	2.27	2.27	2.27	6.80 (1.8-8.5)	1.74 (0.35-2.65)	3.90	6.8	8.5	A+++
	9	9	12	2.04	2.04	2.72	6.80 (1.8-8.5)	1.74 (0.35-2.65)	3.90	6.8	8.5	A+++
	9	9	14	1.91	1.91	2.98	6.80 (1.8-8.5)	1.74 (0.35-2.65)	3.90	6.8	8.5	A+++
	9	9	18	1.70	1.70	3.40	6.80 (1.8-8.5)	1.74 (0.35-2.65)	3.90	6.8	8.5	A+++
	9	12	12	1.86	2.47	2.47	6.80 (1.8-8.5)	1.74 (0.35-2.65)	3.90	6.8	8.5	A+++
	9	12	14	1.75	2.33	2.72	6.80 (1.8-8.5)	1.74 (0.35-2.65)	3.90	6.8	8.5	A+++
	12	12	12	2.27	2.27	2.27	6.80 (1.8-8.5)	1.74 (0.35-2.65)	3.90	6.8	8.5	A+++

Notes: •7: 7000 Btu/h/9: 9000 Btu/h/12: 12000 Btu/h/14: 14000 Btu/h/18: 18000 Btu/h models
•The above specifications apply when connected with a wall-mounted unit.
•2 or more indoor units should be connected.
•Cooling capacity is determined based on 27°CDB/19°CWB (indoor temperature) and 35°CDB (outdoor temperature).
•Pipe Length: 5 m, Height difference: 0 m (Outdoor unit to Indoor unit)
•Total capacity of indoor units connected must be between 4.0 kW and 10.5 kW.

3-unit Multi-split heating

AOHG18KBTA3	Combination of Indoor Units			Heating Operation								
				Heating Capacity				Input Power (Min. - Max.)	COP	Seasonal Data		
				Unit 1	Unit 2	Unit 3	Total Capacity (Min. - Max.)			Pdesign	SCOP	Energy efficiency
				kW	kW	kW	kW	kW		kW		
2-unit connection	7	7	-	2.40	2.40	-	4.80 (2.0-5.6)	1.00 (0.25-1.30)	4.80	4.0	4.2	A+
	7	9	-	2.40	3.00	-	5.40 (2.0-6.4)	1.21 (0.25-1.48)	4.45	4.0	4.2	A+
	7	12	-	2.40	4.20	-	6.60 (2.0-7.6)	1.66 (0.25-1.76)	3.98	5.0	4.0	A+
	7	14	-	2.27	4.53	-	6.80 (2.0-8.0)	1.77 (0.25-1.85)	3.84	5.0	4.0	A+
	9	9	-	3.00	3.00	-	6.00 (2.0-7.2)	1.44 (0.25-1.67)	4.17	4.5	4.1	A+
	9	12	-	2.91	3.89	-	6.80 (2.0-8.0)	1.77 (0.25-1.85)	3.84	5.0	4.0	A+
	9	14	-	2.66	4.14	-	6.80 (2.0-8.0)	1.77 (0.25-1.85)	3.84	5.0	4.0	A+
	12	12	-	3.40	3.40	-	6.80 (2.0-8.0)	1.77 (0.25-1.85)	3.84	5.0	4.0	A+
	12	14	-	3.14	3.66	-	6.80 (2.0-8.0)	1.77 (0.25-1.85)	3.84	5.0	4.0	A+
	14	14	-	3.40	3.40	-	6.80 (2.0-8.0)	1.77 (0.25-1.85)	3.84	5.0	4.0	A+
3-unit connection	7	7	7	2.27	2.27	2.27	6.80 (2.0-8.0)	1.39 (0.25-1.85)	4.89	5.0	4.7	A++
	7	7	9	2.07	2.07	2.66	6.80 (2.0-8.0)	1.39 (0.25-1.85)	4.89	5.0	4.7	A++
	7	7	12	1.83	1.83	3.14	6.80 (2.0-8.0)	1.39 (0.25-1.85)	4.89	5.0	4.7	A++
	7	7	14	1.70	1.70	3.40	6.80 (2.0-8.0)	1.39 (0.25-1.85)	4.89	5.0	4.7	A++
	7	9	9	1.90	2.45	2.45	6.80 (2.0-8.0)	1.39 (0.25-1.85)	4.89	5.0	4.7	A++
	7	9	12	1.70	2.19	2.91	6.80 (2.0-8.0)	1.39 (0.25-1.85)	4.89	5.0	4.7	A++
	7	9	14	1.59	2.04	3.17	6.80 (2.0-8.0)	1.39 (0.25-1.85)	4.89	5.0	4.7	A++
	9	9	9	2.27	2.27	2.27	6.80 (2.0-8.0)	1.39 (0.25-1.85)	4.89	5.0	4.7	A++
	9	9	12	2.04	2.04	2.72	6.80 (2.0-8.0)	1.39 (0.25-1.85)	4.89	5.0	4.7	A++

AOHG24KBTA3	Combination of Indoor Units			Heating Operation								
				Heating Capacity				Input Power (Min. - Max.)	COP	Seasonal Data		
				Unit 1	Unit 2	Unit 3	Total Capacity (Min. - Max.)			Pdesign	SCOP	Energy efficiency
				kW	kW	kW	kW	kW		kW		
2-unit connection	7	7	-	2.40	2.40	-	4.80 (2.0-5.6)	1.00 (0.25-1.30)	4.80	4.0	4.2	A+
	7	9	-	2.40	3.00	-	5.40 (2.0-6.4)	1.21 (0.25-1.48)	4.45	4.0	4.2	A+
	7	12	-	2.40	4.20	-	6.60 (2.0-7.6)	1.66 (0.25-1.76)	3.98	5.0	4.0	A+
	7	14	-	2.40	4.80	-	7.20 (2.0-8.4)	1.86 (0.25-2.07)	3.87	5.4	4.0	A+
	7	18	-	2.16	5.54	-	7.70 (2.0-9.2)	2.01 (0.25-2.35)	3.83	5.8	4.0	A+
	9	9	-	3.00	3.00	-	6.00 (2.0-7.2)	1.44 (0.25-1.67)	4.17	4.5	4.1	A+
	9	12	-	3.00	4.20	-	7.20 (2.0-8.4)	1.86 (0.25-2.07)	3.87	5.4	4.0	A+
	9	14	-	2.96	4.74	-	7.70 (2.0-9.2)	2.01 (0.25-2.35)	3.83	5.8	4.0	A+
	9	18	-	2.57	5.13	-	7.70 (2.0-9.2)	2.01 (0.25-2.35)	3.83	5.8	4.0	A+
	12	12	-	3.85	3.85	-	7.70 (2.0-9.2)	2.01 (0.25-2.35)	3.83	5.8	4.0	A+
	12	14	-	3.55	4.15	-	7.70 (2.0-9.2)	2.01 (0.25-2.35)	3.83	5.8	4.0	A+
	12	18	-	3.08	4.62	-	7.70 (2.0-9.2)	2.01 (0.25-2.35)	3.83	5.8	4.0	A+
	14	14	-	3.85	3.85	-	7.70 (2.0-9.2)	2.01 (0.25-2.35)	3.83	5.8	4.0	A+
	14	18	-	3.37	4.33	-	7.70 (2.0-9.2)	2.01 (0.25-2.35)	3.83	5.8	4.0	A+
3-unit connection	7	7	7	2.40	2.40	2.40	7.20 (2.0-8.4)	1.61 (0.25-2.07)	4.48	5.4	4.7	A++
	7	7	9	2.40	2.40	3.00	7.80 (2.0-9.2)	1.76 (0.25-2.35)	4.42	5.8	4.6	A++
	7	7	12	2.15	2.15	3.70	8.00 (2.0-9.2)	1.82 (0.25-2.35)	4.40	6.0	4.6	A++
	7	7	14	2.00	2.00	4.00	8.00 (2.0-9.2)	1.82 (0.25-2.35)	4.40	6.0	4.6	A++
	7	7	18	1.75	1.75	4.50	8.00 (2.0-9.2)	1.82 (0.25-2.35)	4.40	6.0	4.6	A++
	7	9	9	2.24	2.88	2.88	8.00 (2.0-9.2)	1.82 (0.25-2.35)	4.40	6.0	4.6	A++
	7	9	12	2.00	2.57	3.43	8.00 (2.0-9.2)	1.82 (0.25-2.35)	4.40	6.0	4.6	A++
	7	9	14	1.87	2.40	3.73	8.00 (2.0-9.2)	1.82 (0.25-2.35)	4.40	6.0	4.6	A++
	7	9	18	1.65	2.12	4.23	8.00 (2.0-9.2)	1.82 (0.25-2.35)	4.40	6.0	4.6	A++
	7	12	12	1.80	3.10	3.10	8.00 (2.0-9.2)	1.82 (0.25-2.35)	4.40	6.0	4.6	A++
	7	12	14	1.70	2.91	3.39	8.00 (2.0-9.2)	1.82 (0.25-2.35)	4.40	6.0	4.6	A++
	7	14	14	1.60	3.20	3.20	8.00 (2.0-9.2)	1.82 (0.25-2.35)	4.40	6.0	4.6	A++
	9	9	[9]	2.67	2.67	2.67	8.00 (2.0-9.2)	1.82 (0.25-2.35)	4.40	6.0	4.6	A++
	9	9	12	2.40	2.40	3.20	8.00 (2.0-9.2)	1.82 (0.25-2.35)	4.40	6.0	4.6	A++
	9	9	14	2.25	2.25	3.50	8.00 (2.0-9.2)	1.82 (0.25-2.35)	4.40	6.0	4.6	A++
	9	9	18	2.00	2.00	4.00	8.00 (2.0-9.2)	1.82 (0.25-2.35)	4.40	6.0	4.6	A++
	9	12	12	2.18	2.91	2.91	8.00 (2.0-9.2)	1.82 (0.25-2.35)	4.40	6.0	4.6	A++
	9	12	14	2.06	2.74	3.20	8.00 (2.0-9.2)	1.82 (0.25-2.35)	4.40	6.0	4.6	A++
	12	12	12	2.67	2.67	2.67	8.00 (2.0-9.2)	1.82 (0.25-2.35)	4.40	6.0	4.6	A++

Notes: •7: 7000 Btu/h/9: 9000 Btu/h/12: 12000 Btu/h/14: 14000 Btu/h/18: 18000 Btu/h models
•The above specifications apply when connected with a wall-mounted unit.
•2 or more indoor units should be connected.
•Heating capacity is determined based on 20°CDB (indoor temperature) and 7°CDB/6°CWB (outdoor temperature).
•Pipe Length: 5 m, Height difference: 0 m (Outdoor unit to Indoor unit)
•Total capacity of indoor units connected must be between 4.0 kW and 10.5 kW.

REFRIGERANT R410A

3-unit Multi-split Combination Table–Cooling/Heating

3-unit Multi-split cooling

AOGG24LAT3	Combination of indoor unit				Cooling Operation					
					Cooling Capacity				Input Power (Min.-Max.)	EER (W/W)
					Unit 1	Unit 2	Unit 3	Total (Min.-Max.)		
	Unit 1	Unit 2	Unit 3	Total	kW	kW	kW	kW	kW	
2-unit connection	7	7	-	14	2.30	2.30	-	4.6(1.8-5.0)	1.20(0.50-1.40)	3.83
	7	9	-	16	2.30	2.70	-	5.0(1.8-5.7)	1.36(0.50-1.78)	3.68
	7	12	-	19	2.38	3.42	-	5.8(1.8-6.1)	1.70(0.50-1.97)	3.41
	7	14	-	21	2.37	4.13	-	6.5(1.8-7.2)	1.91(0.50-2.46)	3.40
	7	18	-	25	2.08	4.52	-	6.6(1.8-7.8)	1.91(0.50-2.87)	3.46
	9	9	-	18	2.75	2.75	-	5.5(1.8-6.2)	1.55(0.50-2.02)	3.55
	9	12	-	21	2.79	3.41	-	6.2(1.8-6.8)	1.90(0.50-2.45)	3.26
	9	14	-	23	2.66	3.94	-	6.6(1.8-7.7)	1.91(0.50-2.77)	3.46
	9	18	-	27	2.35	4.35	-	6.7(1.8-7.9)	1.91(0.50-2.87)	3.51
	12	12	-	24	3.15	3.15	-	6.3(1.8-7.2)	1.90(0.50-2.74)	3.32
	12	14	-	26	3.03	3.67	-	6.7(1.8-7.8)	1.91(0.50-2.87)	3.51
	12	18	-	30	2.66	4.04	-	6.7(1.8-7.9)	1.92(0.50-2.87)	3.49
3-unit connection	7	7	7	21	2.27	2.27	2.27	6.8(1.8-7.4)	1.92(0.50-2.37)	3.54
	7	7	9	23	2.14	2.14	2.52	6.8(1.8-7.8)	1.93(0.50-2.60)	3.52
	7	7	12	26	1.98	1.98	2.84	6.8(1.8-8.1)	1.93(0.50-2.87)	3.52
	7	7	14	28	1.82	1.82	3.16	6.8(2.0-8.4)	1.94(0.60-2.87)	3.51
	7	7	18	32	1.63	1.63	3.54	6.8(2.0-8.5)	1.94(0.60-2.87)	3.51
	7	9	9	25	2.03	2.38	2.38	6.8(1.8-8.2)	1.93(0.50-2.87)	3.52
	7	9	12	28	1.88	2.21	2.70	6.8(1.8-8.2)	1.93(0.50-2.87)	3.52
	7	9	14	30	1.74	2.04	3.02	6.8(2.0-8.4)	1.94(0.60-2.87)	3.51
	7	9	18	34	1.56	1.84	3.40	6.8(2.0-8.5)	1.94(0.60-2.87)	3.51
	7	12	12	31	1.76	2.52	2.52	6.8(1.8-8.2)	1.94(0.50-2.87)	3.51
	7	12	14	33	1.63	2.34	2.83	6.8(2.0-8.5)	1.94(0.60-2.87)	3.51
	9	9	9	27	2.27	2.27	2.27	6.8(1.8-8.2)	1.94(0.50-2.87)	3.51
	9	9	12	30	2.11	2.11	2.58	6.8(1.8-8.3)	1.94(0.50-2.87)	3.51
	9	9	14	32	1.95	1.95	2.89	6.8(2.0-8.5)	1.94(0.60-2.87)	3.51
	9	9	18	36*1	1.77	1.77	3.27	6.8(2.0-8.5)	1.94(0.60-2.87)	3.51
	9	12	12	33	1.97	2.41	2.41	6.8(1.8-8.3)	1.94(0.50-2.87)	3.51
	9	12	14	35	1.84	2.24	2.72	6.8(2.0-8.5)	1.94(0.60-2.87)	3.51
	12	12	12	36	2.27	2.27	2.27	6.8(1.8-8.3)	1.94(0.50-2.87)	3.51

Note: •7: 7,000 Btu/h, 9: 9,000 Btu/h, 12: 12,000 Btu/h, 18: 18,000 Btu/h
•Operating data under running indoor units are shown on the above table.
•2 or more indoor units should be connected.
•Cooling: Indoor temperature of 27 °CDB/19 °CWB and outdoor temperature of 35°CDB.
•Pipe length: 5 m, Height difference: 0 m (Outdoor unit - Indoor unit)
•The total ability of connected indoor units is up to 36,000 Btu from 14,000 Btu.
*1: When ASGG18LFCA is connected, 9,000 Btu model shall be chosen at least one "Compact wall mounted type" or more.

3-unit Multi-split heating

AOGG24LAT3	Combination of indoor unit				Heating Operation					
					Heating Capacity				Input Power (Min.-Max.)	COP (W/W)
					Unit 1	Unit 2	Unit 3	Total (Min.-Max.)		
	Unit 1	Unit 2	Unit 3	Total	kW	kW	kW	kW	kW	
2-unit connection	7	7	-	14	2.75	2.75	-	5.5(2.0-6.1)	1.55(0.52-1.93)	3.55
	7	9	-	16	2.80	3.30	-	6.1(2.0-7.0)	1.82(0.52-2.52)	3.35
	7	12	-	19	2.88	4.12	-	7.0(2.0-7.3)	2.31(0.52-2.66)	3.03
	7	14	-	21	2.80	4.80	-	7.6(2.0-8.3)	2.28(0.50-2.87)	3.33
	7	18	-	25	2.51	5.39	-	7.9(2.0-8.3)	2.34(0.50-2.87)	3.38
	9	9	-	18	3.30	3.30	-	6.6(2.0-7.4)	2.04(0.52-2.68)	3.24
	9	12	-	21	3.30	4.00	-	7.3(2.0-7.7)	2.43(0.52-2.87)	3.00
	9	14	-	23	3.22	4.68	-	7.9(2.0-8.3)	2.38(0.50-2.87)	3.32
	9	18	-	27	2.84	5.16	-	8.0(2.0-8.5)	2.32(0.50-2.87)	3.45
	12	12	-	24	3.80	3.80	-	7.6(2.0-7.8)	2.54(0.52-2.87)	2.99
	12	14	-	26	3.59	4.31	-	7.9(2.0-8.4)	2.37(0.50-2.87)	3.33
	12	18	-	30	3.20	4.80	-	8.0(2.0-8.6)	2.31(0.50-2.87)	3.46
3-unit connection	7	7	7	21	2.47	2.47	2.47	7.4(2.0-8.6)	2.05(0.50-2.68)	3.61
	7	7	9	23	2.42	2.42	2.86	7.7(2.0-8.8)	2.11(0.50-2.87)	3.65
	7	7	12	26	2.28	2.28	3.25	7.8(2.0-8.9)	2.10(0.50-2.80)	3.71
	7	7	14	28	2.13	2.13	3.65	7.9(2.0-9.2)	2.02(0.50-2.72)	3.91
	7	7	18	32	1.91	1.91	4.09	7.9(2.0-9.2)	2.00(0.50-2.70)	3.95
	7	9	9	25	2.32	2.74	2.74	7.8(2.0-9.0)	2.10(0.50-2.87)	3.71
	7	9	12	28	2.16	2.55	3.09	7.8(2.0-9.1)	2.09(0.50-2.87)	3.73
	7	9	14	30	2.06	2.42	3.52	8.0(2.0-9.2)	2.02(0.50-2.72)	3.96
	7	9	18	34	1.85	2.18	3.97	8.0(2.0-9.2)	2.00(0.50-2.69)	4.00
	7	12	12	31	2.05	2.93	2.93	7.9(2.0-9.1)	2.08(0.50-2.87)	3.80
	7	12	14	33	1.93	2.76	3.31	8.0(2.0-9.2)	2.01(0.50-2.70)	3.98
	9	9	9	27	2.63	2.63	2.63	7.9(2.0-9.1)	2.09(0.50-2.87)	3.78
	9	9	12	30	2.46	2.46	2.98	7.9(2.0-9.2)	2.08(0.50-2.87)	3.80
	9	9	14	32	2.32	2.32	3.37	8.0(2.0-9.2)	2.00(0.50-2.70)	4.00
	9	9	18	36*1	2.10	2.10	3.81	8.0(2.0-9.2)	1.98(0.50-2.68)	4.04
	9	12	12	33	2.34	2.83	2.83	8.0(2.0-9.2)	2.07(0.50-2.80)	3.86
	9	12	14	35	2.18	2.64	3.17	8.0(2.0-9.2)	2.00(0.50-2.69)	4.00
	12	12	12	36	2.67	2.67	2.67	8.0(2.0-9.2)	2.06(0.50-2.78)	3.88

Note: •7: 7,000 Btu/h, 9: 9,000 Btu/h, 12: 12,000 Btu/h, 18: 18,000 Btu/h
•Operating data under running indoor units are shown on the above table.
•2 or more indoor units should be connected.
•Cooling: Indoor temperature of 27 °CDB/19 °CWB and outdoor temperature of 35°CDB.
•Pipe length: 5 m, Height difference: 0 m (Outdoor unit - Indoor unit)
•The total ability of connected indoor units is up to 36,000 Btu from 14,000 Btu.
*1: When ASGG18LFCA is connected, 9,000 Btu model shall be chosen at least one "Compact wall mounted type" or more.

4-unit Multi-split Combination Table-Cooling/Heating

4-unit Multi-split cooling

AOHG30KBTA4	Combination of Indoor Units				Cooling Operation									
					Cooling Capacity					Input Power (Min. - Max.)	EER	Seasonal Data		
					Unit 1	Unit 2	Unit 3	Unit 4	Total Capacity (Min. - Max.)			Pdesign	SEER	Energy efficiency
					kW	kW	kW	kW	kW	kW		kW		
2-unit connection	7	22	-	-	2.00	6.00	-	-	8.00 (2.4-10.1)	2.67 (0.45-3.25)	3.00	8.0	7.5	A++
	7	24	-	-	1.81	6.19	-	-	8.00 (2.4-10.1)	2.67 (0.45-3.25)	3.00	8.0	7.5	A++
	9	22	-	-	2.32	5.68	-	-	8.00 (2.4-10.1)	2.67 (0.45-3.25)	3.00	8.0	7.5	A++
	9	24	-	-	2.18	5.82	-	-	8.00 (2.4-10.1)	2.67 (0.45-3.25)	3.00	8.0	7.5	A++
	12	18	-	-	3.20	4.80	-	-	8.00 (2.4-10.1)	2.67 (0.45-3.25)	3.00	8.0	7.5	A++
	12	22	-	-	2.82	5.18	-	-	8.00 (2.4-10.1)	2.67 (0.45-3.25)	3.00	8.0	7.5	A++
	12	24	-	-	2.67	5.33	-	-	8.00 (2.4-10.1)	2.67 (0.45-3.25)	3.00	8.0	7.5	A++
	14	18	-	-	3.50	4.50	-	-	8.00 (2.4-10.1)	2.67 (0.45-3.25)	3.00	8.0	7.5	A++
	14	22	-	-	3.11	4.89	-	-	8.00 (2.4-10.1)	2.67 (0.45-3.25)	3.00	8.0	7.5	A++
	14	24	-	-	2.95	5.05	-	-	8.00 (2.4-10.1)	2.67 (0.45-3.25)	3.00	8.0	7.5	A++
	18	18	-	-	4.00	4.00	-	-	8.00 (2.4-10.1)	2.67 (0.45-3.25)	3.00	8.0	7.5	A++
	18	22	-	-	3.60	4.40	-	-	8.00 (2.4-10.1)	2.67 (0.45-3.25)	3.00	8.0	7.5	A++
	18	24	-	-	3.43	4.57	-	-	8.00 (2.4-10.1)	2.67 (0.45-3.25)	3.00	8.0	7.5	A++
	22	22	-	-	4.00	4.00	-	-	8.00 (2.4-10.1)	2.67 (0.45-3.25)	3.00	8.0	7.5	A++
	22	24	-	-	3.83	4.17	-	-	8.00 (2.4-10.1)	2.67 (0.45-3.25)	3.00	8.0	7.5	A++
	24	24	-	-	4.00	4.00	-	-	8.00 (2.4-10.1)	2.67 (0.45-3.25)	3.00	8.0	7.5	A++
3-unit connection	7	7	12	-	2.00	2.00	3.50	-	7.50 (2.4-9.3)	2.10 (0.45-2.84)	3.57	7.5	8.1	A++
	7	7	14	-	2.00	2.00	4.00	-	8.00 (2.4-10.1)	2.32 (0.45-3.25)	3.45	8.0	8.0	A++
	7	7	18	-	1.75	1.75	4.50	-	8.00 (2.4-10.1)	2.32 (0.45-3.25)	3.45	8.0	8.0	A++
	7	7	22	-	1.56	1.56	4.88	-	8.00 (2.4-10.1)	2.32 (0.45-3.25)	3.45	8.0	8.0	A++
	7	7	24	-	1.47	1.47	5.06	-	8.00 (2.4-10.1)	2.32 (0.45-3.25)	3.45	8.0	8.0	A++
	7	9	9	-	2.00	2.50	2.50	-	7.00 (2.4-8.9)	1.90 (0.45-2.65)	3.69	7.0	8.2	A++
	7	9	12	-	2.00	2.50	3.50	-	8.00 (2.4-10.1)	2.32 (0.45-3.25)	3.45	8.0	8.0	A++
	7	9	14	-	1.87	2.40	3.73	-	8.00 (2.4-10.1)	2.32 (0.45-3.25)	3.45	8.0	8.0	A++
	7	9	18	-	1.64	2.12	4.24	-	8.00 (2.4-10.1)	2.32 (0.45-3.25)	3.45	8.0	8.0	A++
	7	9	22	-	1.47	1.89	4.64	-	8.00 (2.4-10.1)	2.32 (0.45-3.25)	3.45	8.0	8.0	A++
	7	9	24	-	1.40	1.80	4.80	-	8.00 (2.4-10.1)	2.32 (0.45-3.25)	3.45	8.0	8.0	A++
	7	12	12	-	1.80	3.10	3.10	-	8.00 (2.4-10.1)	2.32 (0.45-3.25)	3.45	8.0	8.0	A++
	7	12	14	-	1.70	2.91	3.39	-	8.00 (2.4-10.1)	2.32 (0.45-3.25)	3.45	8.0	8.0	A++
	7	12	18	-	1.51	2.59	3.90	-	8.00 (2.4-10.1)	2.32 (0.45-3.25)	3.45	8.0	8.0	A++
	7	12	22	-	1.37	2.34	4.29	-	8.00 (2.4-10.1)	2.32 (0.45-3.25)	3.45	8.0	8.0	A++
	7	12	24	-	1.30	2.23	4.47	-	8.00 (2.4-10.1)	2.32 (0.45-3.25)	3.45	8.0	8.0	A++
	7	14	14	-	1.60	3.20	3.20	-	8.00 (2.4-10.1)	2.32 (0.45-3.25)	3.45	8.0	8.0	A++
	7	14	18	-	1.44	2.87	3.69	-	8.00 (2.4-10.1)	2.32 (0.45-3.25)	3.45	8.0	8.0	A++
	7	14	22	-	1.30	2.60	4.10	-	8.00 (2.4-10.1)	2.32 (0.45-3.25)	3.45	8.0	8.0	A++
	7	14	24	-	1.24	2.49	4.27	-	8.00 (2.4-10.1)	2.32 (0.45-3.25)	3.45	8.0	8.0	A++
	7	18	18	-	1.30	3.35	3.35	-	8.00 (2.4-10.1)	2.32 (0.45-3.25)	3.45	8.0	8.0	A++
	7	18	22	-	1.19	3.06	3.75	-	8.00 (2.4-10.1)	2.32 (0.45-3.25)	3.45	8.0	8.0	A++
	7	18	24	-	1.14	2.94	3.92	-	8.00 (2.4-10.1)	2.32 (0.45-3.25)	3.45	8.0	8.0	A++
	9	9	9	-	2.50	2.50	2.50	-	7.50 (2.4-9.6)	2.10 (0.45-3.01)	3.57	7.5	8.1	A++
	9	9	12	-	2.40	2.40	3.20	-	8.00 (2.4-10.1)	2.32 (0.45-3.25)	3.45	8.0	8.0	A++
	9	9	14	-	2.25	2.25	3.50	-	8.00 (2.4-10.1)	2.32 (0.45-3.25)	3.45	8.0	8.0	A++
	9	9	18	-	2.00	2.00	4.00	-	8.00 (2.4-10.1)	2.32 (0.45-3.25)	3.45	8.0	8.0	A++
	9	9	22	-	1.80	1.80	4.40	-	8.00 (2.4-10.1)	2.32 (0.45-3.25)	3.45	8.0	8.0	A++
	9	9	24	-	1.71	1.71	4.58	-	8.00 (2.4-10.1)	2.32 (0.45-3.25)	3.45	8.0	8.0	A++
	9	12	12	-	2.18	2.91	2.91	-	8.00 (2.4-10.1)	2.32 (0.45-3.25)	3.45	8.0	8.0	A++
	9	12	14	-	2.06	2.74	3.20	-	8.00 (2.4-10.1)	2.32 (0.45-3.25)	3.45	8.0	8.0	A++
	9	12	18	-	1.85	2.46	3.69	-	8.00 (2.4-10.1)	2.32 (0.45-3.25)	3.45	8.0	8.0	A++
	9	12	22	-	1.67	2.23	4.10	-	8.00 (2.4-10.1)	2.32 (0.45-3.25)	3.45	8.0	8.0	A++
	9	12	24	-	1.60	2.13	4.27	-	8.00 (2.4-10.1)	2.32 (0.45-3.25)	3.45	8.0	8.0	A++
	9	14	14	-	1.94	3.03	3.03	-	8.00 (2.4-10.1)	2.32 (0.45-3.25)	3.45	8.0	8.0	A++
	9	14	18	-	1.76	2.73	3.51	-	8.00 (2.4-10.1)	2.32 (0.45-3.25)	3.45	8.0	8.0	A++
	9	14	22	-	1.60	2.49	3.91	-	8.00 (2.4-10.1)	2.32 (0.45-3.25)	3.45	8.0	8.0	A++
	9	14	24	-	1.53	2.38	4.09	-	8.00 (2.4-10.1)	2.32 (0.45-3.25)	3.45	8.0	8.0	A++
	9	18	18	-	1.60	3.20	3.20	-	8.00(2.4-10.1)	2.32(0.45-3.25)	3.45	8.0	8.0	A++
	12	12	12	-	2.67	2.67	2.67	-	8.00 (2.4-10.1)	2.32 (0.45-3.25)	3.45	8.0	8.0	A++
	12	12	14	-	2.53	2.53	2.94	-	8.00 (2.4-10.1)	2.32 (0.45-3.25)	3.45	8.0	8.0	A++
	12	12	18	-	2.29	2.29	3.42	-	8.00 (2.4-10.1)	2.32 (0.45-3.25)	3.45	8.0	8.0	A++
	12	12	22	-	2.09	2.09	3.82	-	8.00 (2.4-10.1)	2.32 (0.45-3.25)	3.45	8.0	8.0	A++
	12	12	24	-	2.00	2.00	4.00	-	8.00 (2.4-10.1)	2.32 (0.45-3.25)	3.45	8.0	8.0	A++
	12	14	14	-	2.40	2.80	2.80	-	8.00 (2.4-10.1)	2.32 (0.45-3.25)	3.45	8.0	8.0	A++
	12	14	18	-	2.18	2.55	3.27	-	8.00 (2.4-10.1)	2.32 (0.45-3.25)	3.45	8.0	8.0	A++
	12	18	18	-	2.00	3.00	3.00	-	8.00 (2.4-10.1)	2.32 (0.45-3.25)	3.45	8.0	8.0	A++
	14	14	14	-	2.67	2.67	2.67	-	8.00 (2.4-10.1)	2.32 (0.45-3.25)	3.45	8.0	8.0	A++
	14	14	18	-	2.43	2.43	3.14	-	8.00 (2.4-10.1)	2.32 (0.45-3.25)	3.45	8.0	8.0	A++
4-unit connection	7	7	7	7	2.00	2.00	2.00	2.00	8.00 (2.4-10.1)	2.05 (0.45-3.25)	3.90	8.0	8.5	A+++
	7	7	7	9	1.87	1.87	1.87	2.39	8.00 (2.4-10.1)	2.05 (0.45-3.25)	3.90	8.0	8.5	A+++
	7	7	7	12	1.70	1.70	1.70	2.90	8.00 (2.4-10.1)	2.05 (0.45-3.25)	3.90	8.0	8.5	A+++
	7	7	7	14	1.60	1.60	1.60	3.20	8.00 (2.4-10.1)	2.05 (0.45-3.25)	3.90	8.0	8.5	A+++
	7	7	7	18	1.44	1.44	1.44	3.68	8.00 (2.4-10.1)	2.05 (0.45-3.25)	3.90	8.0	8.5	A+++
	7	7	9	9	1.75	1.75	2.25	2.25	8.00 (2.4-10.1)	2.05 (0.45-3.25)	3.90	8.0	8.5	A+++
	7	7	9	12	1.60	1.60	2.06	2.74	8.00 (2.4-10.1)	2.05 (0.45-3.25)	3.90	8.0	8.5	A+++
	7	7	9	14	1.51	1.51	1.95	3.03	8.00 (2.4-10.1)	2.05 (0.45-3.25)	3.90	8.0	8.5	A+++
	7	7	9	18	1.37	1.37	1.76	3.50	8.00 (2.4-10.1)	2.05 (0.45-3.25)	3.90	8.0	8.5	A+++
	7	7	12	12	1.47	1.47	2.53	2.53	8.00 (2.4-10.1)	2.05 (0.45-3.25)	3.90	8.0	8.5	A+++
	7	7	12	14	1.40	1.40	2.40	2.80	8.00 (2.4-10.1)	2.05 (0.45-3.25)	3.90	8.0	8.5	A+++
	7	7	12	18	1.27	1.27	2.18	3.28	8.00 (2.4-10.1)	2.05 (0.45-3.25)	3.90	8.0	8.5	A+++
	7	7	14	14	1.33	1.33	2.67	2.67	8.00 (2.4-10.1)	2.05 (0.45-3.25)	3.90	8.0	8.5	A+++
	7	7	14	18	1.22	1.22	2.43	3.13	8.00 (2.4-10.1)	2.05 (0.45-3.25)	3.90	8.0	8.5	A+++
	7	9	9	9	1.64	2.12	2.12	2.12	8.00 (2.4-10.1)	2.05 (0.45-3.25)	3.90	8.0	8.5	A+++
	7	9	9	12	1.51	1.95	1.95	2.59	8.00 (2.4-10.1)	2.05 (0.45-3.25)	3.90	8.0	8.5	A+++
	7	9	9	14	1.43	1.85	1.85	2.87	8.00 (2.4-10.1)	2.05 (0.45-3.25)	3.90	8.0	8.5	A+++
	7	9	9	18	1.30	1.67	1.67	3.36	8.00 (2.4-10.1)	2.05 (0.45-3.25)	3.90	8.0	8.5	A+++
	7	9	12	12	1.40	1.80	2.40	2.40	8.00 (2.4-10.1)	2.05 (0.45-3.25)	3.90	8.0	8.5	A+++
	7	9	12	14	1.33	1.71	2.29	2.67	8.00 (2.4-10.1)	2.05 (0.45-3.25)	3.90	8.0	8.5	A+++
	7	9	12	18	1.21	1.57	2.09	3.13	8.00 (2.4-10.1)	2.05 (0.45-3.25)	3.90	8.0	8.5	A+++
	7	9	14	14	1.26	1.64	2.55	2.55	8.00 (2.4-10.1)	2.05 (0.45-3.25)	3.90	8.0	8.5	A+++
	7	9	14	18	1.17	1.50	2.33	3.00	8.00 (2.4-10.1)	2.05 (0.45-3.25)	3.90	8.0	8.5	A+++
	7	12	12	12	1.31	2.23	2.23	2.23	8.00 (2.4-10.1)	2.05 (0.45-3.25)	3.90	8.0	8.5	A+++
	7	12	12	14	1.24	2.13	2.13	2.50	8.00 (2.4-10.1)	2.05 (0.45-3.25)	3.90	8.0	8.5	A+++
	7	12	12	18	1.14	1.96	1.96	2.94	8.00 (2.4-10.1)	2.05 (0.45-3.25)	3.90	8.0	8.5	A+++
	7	12	14	14	1.19	2.05	2.38	2.38	8.00 (2.4-10.1)	2.05 (0.45-3.25)	3.90	8.0	8.5	A+++
	9	9	9	9	2.00	2.00	2.00	2.00	8.00 (2.4-10.1)	2.05 (0.45-3.25)	3.90	8.0	8.5	A+++
	9	9	9	12	1.85	1.85	1.85	2.45	8.00 (2.4-10.1)	2.05 (0.45-3.25)	3.90	8.0	8.5	A+++
	9	9	9	14	1.76	1.76	1.76	2.72	8.00 (2.4-10.1)	2.05 (0.45-3.25)	3.90	8.0	8.5	A+++
	9	9	9	18	1.60	1.60	1.60	3.20	8.00 (2.4-10.1)	2.05 (0.45-3.25)	3.90	8.0	8.5	A+++
	9	9	12	12	1.71	1.71	2.29	2.29	8.00 (2.4-10.1)	2.05 (0.45-3.25)	3.90	8.0	8.5	A+++
	9	9	12	14	1.64	1.64	2.18	2.54	8.00 (2.4-10.1)	2.05 (0.45-3.25)	3.90	8.0	8.5	A+++
	9	9	12	18	1.50	1.50	2.00	3.00	8.00 (2.4-10.1)	2.05 (0.45-3.25)	3.90	8.0	8.5	A+++
	9	9	14	14	1.57	1.57	2.43	2.43	8.00 (2.4-10.1)	2.05 (0.45-3.25)	3.90	8.0	8.5	A+++
	9	12	12	12	1.61	2.13	2.13	2.13	8.00 (2.4-10.1)	2.05 (0.45-3.25)	3.90	8.0	8.5	A+++
	9	12	12	14	1.53	2.04	2.04	2.39	8.00 (2.4-10.1)	2.05 (0.45-3.25)	3.90	8.0	8.5	A+++
	9	12	14	14	1.46	1.96	2.29	2.29	8.00 (2.4-10.1)	2.05 (0.45-3.25)	3.90	8.0	8.5	A+++
	12	12	12	12	2.00	2.00	2.00	2.00	8.00 (2.4-10.1)	2.05 (0.45-3.25)	3.90	8.0	8.5	A+++

Notes: •7: 7000 Btu/h/9: 9000 Btu/h/12: 12000 Btu/h/14: 14000 Btu/h/18: 18000 Btu/h/22: 22000 Btu/h/24: 24000 Btu/h models
•The above specifications apply when connected with a wall-mounted unit.
•2 or more indoor units should be connected.
•Cooling capacity is determined based on 27°CDB/19°CWB (indoor temperature) and 35°CDB (outdoor temperature).
•Pipe Length: 5 m, Height difference: 0 m (Outdoor unit to Indoor unit)
•Total capacity of indoor units connected must be between 7.5 kW and 14.0 kW.

4-unit Multi-split heating

AOHG30KBTA4	Combination of Indoor Units				Heating Operation									
					Heating Capacity					Input Power (Min. - Max.)	COP	Seasonal Data		
					Unit 1	Unit 2	Unit 3	Unit 4	Total Capacity (Min. - Max.)			Pdesign	SCOP	Energy efficiency
					kW	kW	kW	kW	kW	kW		kW		
2-unit connection	7	22	-	-	2.40	7.20	-	-	9.60 (3.0-11.2)	2.47 (0.30-2.95)	3.89	6.5	4.1	A+
	7	24	-	-	2.17	7.43	-	-	9.60 (3.0-11.2)	2.47 (0.30-2.95)	3.89	6.5	4.1	A+
	9	22	-	-	2.79	6.81	-	-	9.60 (3.0-11.2)	2.47 (0.30-2.95)	3.89	6.5	4.1	A+
	9	24	-	-	2.62	6.98	-	-	9.60 (3.0-11.2)	2.47 (0.30-2.95)	3.89	6.5	4.1	A+
	12	18	-	-	3.84	5.76	-	-	9.60 (3.0-11.2)	2.47 (0.30-2.95)	3.89	6.5	4.1	A+
	12	22	-	-	3.39	6.21	-	-	9.60 (3.0-11.2)	2.47 (0.30-2.95)	3.89	6.5	4.1	A+
	12	24	-	-	3.20	6.40	-	-	9.60 (3.0-11.2)	2.47 (0.30-2.95)	3.89	6.5	4.1	A+
	14	18	-	-	4.20	5.40	-	-	9.60 (3.0-11.2)	2.47 (0.30-2.95)	3.89	6.5	4.1	A+
	14	22	-	-	3.73	5.87	-	-	9.60 (3.0-11.2)	2.47 (0.30-2.95)	3.89	6.5	4.1	A+
	14	24	-	-	3.54	6.06	-	-	9.60 (3.0-11.2)	2.47 (0.30-2.95)	3.89	6.5	4.1	A+
	18	18	-	-	4.80	4.80	-	-	9.60 (3.0-11.2)	2.47 (0.30-2.95)	3.89	6.5	4.1	A+
	18	22	-	-	4.32	5.28	-	-	9.60 (3.0-11.2)	2.47 (0.30-2.95)	3.89	6.5	4.1	A+
	18	24	-	-	4.11	5.49	-	-	9.60 (3.0-11.2)	2.47 (0.30-2.95)	3.89	6.5	4.1	A+
	22	22	-	-	4.80	4.80	-	-	9.60 (3.0-11.2)	2.47 (0.30-2.95)	3.89	6.5	4.1	A+
	22	24	-	-	4.59	5.01	-	-	9.60 (3.0-11.2)	2.47 (0.30-2.95)	3.89	6.5	4.1	A+
	24	24	-	-	4.80	4.80	-	-	9.60 (3.0-11.2)	2.47 (0.30-2.95)	3.89	6.5	4.1	A+
3-unit connection	7	7	12	-	2.40	2.40	4.20	-	9.00 (3.0-10.4)	2.11 (0.30-2.60)	4.27	6.0	4.4	A+
	7	7	14	-	2.40	2.40	4.80	-	9.60 (3.0-11.2)	2.27 (0.30-2.95)	4.22	6.5	4.3	A+
	7	7	18	-	2.10	2.10	5.40	-	9.60 (3.0-11.2)	2.27 (0.30-2.95)	4.22	6.5	4.3	A+
	7	7	22	-	1.87	1.87	5.86	-	9.60 (3.0-11.2)	2.27 (0.30-2.95)	4.22	6.5	4.3	A+
	7	7	24	-	1.77	1.77	6.06	-	9.60 (3.0-11.2)	2.27 (0.30-2.95)	4.22	6.5	4.3	A+
	7	9	9	-	2.40	3.00	3.00	-	8.40 (3.0-10.0)	1.94 (0.30-2.45)	4.32	6.0	4.4	A+
	7	9	12	-	2.40	3.00	4.20	-	9.60 (3.0-11.2)	2.27 (0.30-2.95)	4.22	6.5	4.3	A+
	7	9	14	-	2.24	2.88	4.48	-	9.60 (3.0-11.2)	2.27 (0.30-2.95)	4.22	6.5	4.3	A+
	7	9	18	-	1.98	2.54	5.08	-	9.60 (3.0-11.2)	2.27 (0.30-2.95)	4.22	6.5	4.3	A+
	7	9	22	-	1.77	2.27	5.56	-	9.60 (3.0-11.2)	2.27 (0.30-2.95)	4.22	6.5	4.3	A+
	7	9	24	-	1.68	2.16	5.76	-	9.60 (3.0-11.2)	2.27 (0.30-2.95)	4.22	6.5	4.3	A+
	7	12	12	-	2.16	3.72	3.72	-	9.60 (3.0-11.2)	2.27 (0.30-2.95)	4.22	6.5	4.3	A+
	7	12	14	-	2.04	3.49	4.07	-	9.60 (3.0-11.2)	2.27 (0.30-2.95)	4.22	6.5	4.3	A+
	7	12	18	-	1.82	3.11	4.67	-	9.60 (3.0-11.2)	2.27 (0.30-2.95)	4.22	6.5	4.3	A+
	7	12	22	-	1.64	2.81	5.15	-	9.60 (3.0-11.2)	2.27 (0.30-2.95)	4.22	6.5	4.3	A+
	7	12	24	-	1.56	2.68	5.36	-	9.60 (3.0-11.2)	2.27 (0.30-2.95)	4.22	6.5	4.3	A+
	7	14	14	-	1.92	3.84	3.84	-	9.60 (3.0-11.2)	2.27 (0.30-2.95)	4.22	6.5	4.3	A+
	7	14	18	-	1.72	3.45	4.43	-	9.60 (3.0-11.2)	2.27 (0.30-2.95)	4.22	6.5	4.3	A+
	7	14	22	-	1.56	3.13	4.91	-	9.60 (3.0-11.2)	2.27 (0.30-2.95)	4.22	6.5	4.3	A+
	7	14	24	-	1.49	2.99	5.12	-	9.60 (3.0-11.2)	2.27 (0.30-2.95)	4.22	6.5	4.3	A+
	7	18	18	-	1.56	4.02	4.02	-	9.60 (3.0-11.2)	2.27 (0.30-2.95)	4.22	6.5	4.3	A+
	7	18	22	-	1.43	3.68	4.49	-	9.60 (3.0-11.2)	2.27 (0.30-2.95)	4.22	6.5	4.3	A+
	7	18	24	-	1.37	3.53	4.70	-	9.60 (3.0-11.2)	2.27 (0.30-2.95)	4.22	6.5	4.3	A+
	9	9	9	-	3.00	3.00	3.00	-	9.00 (3.0-10.8)	2.11 (0.30-2.76)	4.27	6.0	4.4	A+
	9	9	12	-	2.88	2.88	3.84	-	9.60 (3.0-11.2)	2.27 (0.30-2.95)	4.22	6.5	4.3	A+
	9	9	14	-	2.70	2.70	4.20	-	9.60 (3.0-11.2)	2.27 (0.30-2.95)	4.22	6.5	4.3	A+
	9	9	18	-	2.40	2.40	4.80	-	9.60 (3.0-11.2)	2.27 (0.30-2.95)	4.22	6.5	4.3	A+
	9	9	22	-	2.16	2.16	5.28	-	9.60 (3.0-11.2)	2.27 (0.30-2.95)	4.22	6.5	4.3	A+
	9	9	24	-	2.06	2.06	5.48	-	9.60 (3.0-11.2)	2.27 (0.30-2.95)	4.22	6.5	4.3	A+
	9	12	12	-	2.62	3.49	3.49	-	9.60 (3.0-11.2)	2.27 (0.30-2.95)	4.22	6.5	4.3	A+
	9	12	14	-	2.47	3.29	3.84	-	9.60 (3.0-11.2)	2.27 (0.30-2.95)	4.22	6.5	4.3	A+
	9	12	18	-	2.22	2.95	4.43	-	9.60 (3.0-11.2)	2.27 (0.30-2.95)	4.22	6.5	4.3	A+
	9	12	22	-	2.01	2.68	4.91	-	9.60 (3.0-11.2)	2.27 (0.30-2.95)	4.22	6.5	4.3	A+
	9	12	24	-	1.92	2.56	5.12	-	9.60 (3.0-11.2)	2.27 (0.30-2.95)	4.22	6.5	4.3	A+
	9	14	14	-	2.34	3.63	3.63	-	9.60 (3.0-11.2)	2.27 (0.30-2.95)	4.22	6.5	4.3	A+
	9	14	18	-	2.11	3.28	4.21	-	9.60 (3.0-11.2)	2.27 (0.30-2.95)	4.22	6.5	4.3	A+
	9	14	22	-	1.92	2.99	4.69	-	9.60 (3.0-11.2)	2.27 (0.30-2.95)	4.22	6.5	4.3	A+
	9	14	24	-	1.84	2.86	4.90	-	9.60 (3.0-11.2)	2.27 (0.30-2.95)	4.22	6.5	4.3	A+
	9	18	18	-	1.92	3.84	3.84	-	9.60(3.0-11.2)	2.27(0.30-2.95)	4.22	6.5	4.3	A+
	12	12	12	-	3.20	3.20	3.20	-	9.60 (3.0-11.2)	2.27 (0.30-2.95)	4.22	6.5	4.3	A+
	12	12	14	-	3.03	3.03	3.54	-	9.60 (3.0-11.2)	2.27 (0.30-2.95)	4.22	6.5	4.3	A+
	12	12	18	-	2.74	2.74	4.12	-	9.60 (3.0-11.2)	2.27 (0.30-2.95)	4.22	6.5	4.3	A+
	12	12	22	-	2.50	2.50	4.60	-	9.60 (3.0-11.2)	2.27 (0.30-2.95)	4.22	6.5	4.3	A+
	12	12	24	-	2.40	2.40	4.80	-	9.60 (3.0-11.2)	2.27 (0.30-2.95)	4.22	6.5	4.3	A+
	12	14	14	-	2.88	3.36	3.36	-	9.60 (3.0-11.2)	2.27 (0.30-2.95)	4.22	6.5	4.3	A+
	12	14	18	-	2.62	3.05	3.93	-	9.60 (3.0-11.2)	2.27 (0.30-2.95)	4.22	6.5	4.3	A+
	12	18	18	-	2.40	3.60	3.60	-	9.60 (3.0-11.2)	2.27 (0.30-2.95)	4.22	6.5	4.3	A+
	14	14	14	-	3.20	3.20	3.20	-	9.60 (3.0-11.2)	2.27 (0.30-2.95)	4.22	6.5	4.3	A+
	14	14	18	-	2.92	2.92	3.76	-	9.60 (3.0-11.2)	2.27 (0.30-2.95)	4.22	6.5	4.3	A+
4-unit connection	7	7	7	7	2.40	2.40	2.40	2.40	9.60 (3.0-11.2)	2.11 (0.30-2.95)	4.55	6.5	4.6	A++
	7	7	7	9	2.24	2.24	2.24	2.88	9.60 (3.0-11.2)	2.11 (0.30-2.95)	4.55	6.5	4.6	A++
	7	7	7	12	2.04	2.04	2.04	3.48	9.60 (3.0-11.2)	2.11 (0.30-2.95)	4.55	6.5	4.6	A++
	7	7	7	14	1.92	1.92	1.92	3.84	9.60 (3.0-11.2)	2.11 (0.30-2.95)	4.55	6.5	4.6	A++
	7	7	7	18	1.72	1.72	1.72	4.44	9.60(3.0-11.2)	2.11 (0.30-2.95)	4.55	6.5	4.6	A++
	7	7	9	9	2.10	2.10	2.70	2.70	9.60 (3.0-11.2)	2.11 (0.30-2.95)	4.55	6.5	4.6	A++
	7	7	9	12	1.92	1.92	2.47	3.29	9.60 (3.0-11.2)	2.11 (0.30-2.95)	4.55	6.5	4.6	A++
	7	7	9	14	1.82	1.82	2.34	3.62	9.60 (3.0-11.2)	2.11 (0.30-2.95)	4.55	6.5	4.6	A++
	7	7	9	18	1.64	1.64	2.11	4.21	9.60 (3.0-11.2)	2.11 (0.30-2.95)	4.55	6.5	4.6	A++
	7	7	12	12	1.77	1.77	3.03	3.03	9.60 (3.0-11.2)	2.11 (0.30-2.95)	4.55	6.5	4.6	A++
	7	7	12	14	1.68	1.68	2.88	3.36	9.60 (3.0-11.2)	2.11 (0.30-2.95)	4.55	6.5	4.6	A++
	7	7	12	18	1.53	1.53	2.62	3.92	9.60 (3.0-11.2)	2.11 (0.30-2.95)	4.55	6.5	4.6	A++
	7	7	14	14	1.60	1.60	3.20	3.20	9.60 (3.0-11.2)	2.11 (0.30-2.95)	4.55	6.5	4.6	A++
	7	7	14	18	1.46	1.46	2.92	3.76	9.60 (3.0-11.2)	2.11 (0.30-2.95)	4.55	6.5	4.6	A++
	7	9	9	9	1.98	2.54	2.54	2.54	9.60 (3.0-11.2)	2.11 (0.30-2.95)	4.55	6.5	4.6	A++
	7	9	9	12	1.81	2.34	2.34	3.11	9.60 (3.0-11.2)	2.11 (0.30-2.95)	4.55	6.5	4.6	A++
	7	9	9	14	1.71	2.22	2.22	3.45	9.60 (3.0-11.2)	2.11 (0.30-2.95)	4.55	6.5	4.6	A++
	7	9	9	18	1.56	2.01	2.01	4.02	9.60 (3.0-11.2)	2.11 (0.30-2.95)	4.55	6.5	4.6	A++
	7	9	12	12	1.68	2.16	2.88	2.88	9.60 (3.0-11.2)	2.11 (0.30-2.95)	4.55	6.5	4.6	A++
	7	9	12	14	1.60	2.06	2.74	3.20	9.60 (3.0-11.2)	2.11 (0.30-2.95)	4.55	6.5	4.6	A++
	7	9	12	18	1.46	1.88	2.50	3.76	9.60 (3.0-11.2)	2.11 (0.30-2.95)	4.55	6.5	4.6	A++
	7	9	14	14	1.54	1.96	3.05	3.05	9.60 (3.0-11.2)	2.11 (0.30-2.95)	4.55	6.5	4.6	A++
	7	9	14	18	1.40	1.80	2.80	3.60	9.60 (3.0-11.2)	2.11 (0.30-2.95)	4.55	6.5	4.6	A++
	7	12	12	12	1.56	2.68	2.68	2.68	9.60 (3.0-11.2)	2.11 (0.30-2.95)	4.55	6.5	4.6	A++
	7	12	12	14	1.49	2.56	2.56	2.99	9.60 (3.0-11.2)	2.11 (0.30-2.95)	4.55	6.5	4.6	A++
	7	12	12	18	1.37	2.35	2.35	3.53	9.60 (3.0-11.2)	2.11 (0.30-2.95)	4.55	6.5	4.6	A++
	7	12	14	14	1.43	2.45	2.86	2.86	9.60 (3.0-11.2)	2.11 (0.30-2.95)	4.55	6.5	4.6	A++
	9	9	9	9	2.40	2.40	2.40	2.40	9.60 (3.0-11.2)	2.11 (0.30-2.95)	4.55	6.5	4.6	A++
	9	9	9	12	2.22	2.22	2.22	2.94	9.60 (3.0-11.2)	2.11 (0.30-2.95)	4.55	6.5	4.6	A++
	9	9	9	14	2.11	2.11	2.11	3.27	9.60 (3.0-11.2)	2.11 (0.30-2.95)	4.55	6.5	4.6	A++
	9	9	9	18	1.92	1.92	1.92	3.84	9.60 (3.0-11.2)	2.11 (0.30-2.95)	4.55	6.5	4.6	A++
	9	9	12	12	2.06	2.06	2.74	2.74	9.60 (3.0-11.2)	2.11 (0.30-2.95)	4.55	6.5	4.6	A++
	9	9	12	14	1.96	1.96	2.62	3.06	9.60 (3.0-11.2)	2.11 (0.30-2.95)	4.55	6.5	4.6	A++
	9	9	12	18	1.80	1.80	2.40	3.60	9.60 (3.0-11.2)	2.11 (0.30-2.95)	4.55	6.5	4.6	A++
	9	9	14	14	1.88	1.88	2.92	2.92	9.60 (3.0-11.2)	2.11 (0.30-2.95)	4.55	6.5	4.6	A++
	9	12	12	12	1.92	2.56	2.56	2.56	9.60 (3.0-11.2)	2.11 (0.30-2.95)	4.55	6.5	4.6	A++
	9	12	12	14	1.84	2.45	2.45	2.86	9.60 (3.0-11.2)	2.11 (0.30-2.95)	4.55	6.5	4.6	A++
	9	12	14	14	1.77	2.35	2.74	2.74	9.60 (3.0-11.2)	2.11 (0.30-2.95)	4.55	6.5	4.6	A++
	12	12	12	12	2.40	2.40	2.40	2.40	9.60 (3.0-11.2)	2.11 (0.30-2.95)	4.55	6.5	4.6	A++

Notes: •7: 7000 Btu/h/9: 9000 Btu/h/12: 12000 Btu/h/14: 14000 Btu/h/18: 18000 Btu/h/22: 22000 Btu/h/24: 24000 Btu/h models
•The above specifications apply when connected with a wall-mounted unit.
•2 or more indoor units should be connected.
•Heating capacity is determined based on 20°CDB (indoor temperature) and 7°CDB/6°CWB (outdoor temperature).
•Pipe Length: 5 m, Height difference: 0 m (Outdoor unit to Indoor unit)
•Total capacity of indoor units connected must be between 7.5 kW and 14.0 kW.

REFRIGERANT R410A

4-unit Multi-split Combination Table-Cooling/Heating

4-unit Multi-split cooling

AOGG30LAT4	Combination of indoor unit					Cooling Operation						
						Cooling Capacity					Input Power (Min.-Max.)	EER (W/W)
						Unit 1	Unit 2	Unit 3	Unit 4	Total (Min.-Max.)		
	Unit 1	Unit 2	Unit 3	Unit 4	Total	kW	kW	kW	kW	kW	kW	
3-unit connection	7	7	7	-	21	2.30	2.30	2.30	-	6.9(1.8-7.5)	2.20(0.60-2.44)	3.14
	7	7	9	-	23	2.30	2.30	2.70	-	7.3(2.8-7.7)	2.35(0.90-2.55)	3.11
	7	7	12	-	26	1.99	1.99	3.02	-	7.0(2.8-8.2)	2.17(0.90-2.90)	3.23
	7	7	14	-	28	1.96	1.96	3.27	-	7.2(1.6-8.9)	2.22(0.68-3.43)	3.24
	7	7	18	-	32	1.81	1.81	4.08	-	7.7(2.8-10.0)	2.22(0.98-3.55)	3.47
	7	7	24	-	38	1.61	1.61	4.57	-	7.8(2.8-10.1)	2.19(0.98-3.53)	3.56
	7	9	9	-	25	2.09	2.45	2.45	-	7.0(2.8-8.3)	2.17(0.90-2.90)	3.23
	7	9	12	-	28	2.08	2.34	2.78	-	7.2(1.6-8.9)	2.22(0.68-3.41)	3.24
	7	9	14	-	30	1.90	2.14	3.16	-	7.2(2.8-9.1)	2.22(0.98-3.56)	3.24
	7	9	18	-	34	1.76	1.98	3.96	-	7.7(2.8-9.9)	2.22(0.98-3.56)	3.47
	7	9	24	-	40	1.57	1.77	4.46	-	7.8(2.8-10.1)	2.19(0.98-3.53)	3.56
	7	12	12	-	31	1.96	2.62	2.62	-	7.2(1.6-9.1)	2.22(0.68-3.54)	3.24
	7	12	14	-	33	1.83	2.43	3.04	-	7.3(2.8-9.2)	2.22(0.98-3.56)	3.29
	7	12	18	-	37	1.68	2.24	3.78	-	7.7(2.8-9.9)	2.22(0.98-3.56)	3.47
	7	12	24	-	43	1.51	2.01	4.28	-	7.8(2.8-10.1)	2.19(0.98-3.56)	3.56
	7	14	14	-	35	1.68	2.81	2.81	-	7.3(2.8-9.3)	2.22(0.98-3.58)	3.29
	7	14	18	-	39	1.57	2.61	3.52	-	7.7(3.5-10.0)	2.22(1.17-3.58)	3.47
	7	14	24	-	45	1.44	2.39	4.07	-	7.9(3.5-10.1)	2.20(1.17-3.58)	3.59
	7	18	18	-	43	1.42	3.19	3.19	-	7.8(3.5-10.1)	2.22(1.17-3.58)	3.51
	7	18	24	-	49	1.30	2.92	3.68	-	7.9(4.7-10.1)	2.22(1.27-3.58)	3.56
	9	9	9	-	27	2.40	2.40	2.40	-	7.2(2.8-8.9)	2.22(0.98-3.42)	3.24
	9	9	12	-	30	2.26	2.26	2.68	-	7.2(2.8-9.1)	2.22(0.98-3.54)	3.24
	9	9	14	-	32	2.10	2.10	3.11	-	7.3(2.8-9.2)	2.22(0.98-3.57)	3.29
	9	9	18	-	36	1.93	1.93	3.85	-	7.7(2.8-9.9)	2.22(0.98-3.56)	3.47
	9	9	24	-	42	1.73	1.73	4.35	-	7.8(2.8-10.1)	2.20(1.17-3.54)	3.55
	9	12	12	-	33	2.14	2.53	2.53	-	7.2(2.8-9.1)	2.22(0.98-3.54)	3.24
	9	12	14	-	35	1.99	2.36	2.95	-	7.3(2.8-9.2)	2.22(0.98-3.57)	3.29
	9	12	18	-	39	1.84	2.18	3.68	-	7.7(2.8-9.9)	2.22(0.98-3.56)	3.47
	9	12	24	-	45	1.66	1.97	4.18	-	7.8(2.8-10.1)	2.19(0.98-3.56)	3.56
	9	14	14	-	37	1.84	2.73	2.73	-	7.3(3.5-9.3)	2.22(1.17-3.58)	3.29
	9	14	18	-	41	1.74	2.58	3.48	-	7.8(3.5-10.0)	2.22(1.17-3.58)	3.51
	9	14	24	-	47	1.58	2.34	3.98	-	7.9(3.5-10.1)	2.22(1.27-3.56)	3.56
	9	18	18	-	45	1.56	3.12	3.12	-	7.8(4.7-10.1)	2.22(1.27-3.58)	3.51
	12	12	12	-	36	2.43	2.43	2.43	-	7.3(2.8-9.2)	2.22(0.98-3.55)	3.29
	12	12	14	-	38	2.28	2.28	2.85	-	7.4(2.8-9.3)	2.22(0.98-3.58)	3.33
	12	12	18	-	42	2.12	2.12	3.57	-	7.8(3.5-10.0)	2.22(1.17-3.57)	3.51
	12	12	24	-	48	1.92	1.92	4.07	-	7.9(3.5-10.1)	2.20(1.17-3.54)	3.59
	12	14	14	-	40	2.11	2.64	2.64	-	7.4(3.5-9.4)	2.22(1.17-3.58)	3.33
	12	14	18	-	44	1.98	2.48	3.34	-	7.8(3.5-10.1)	2.22(1.17-3.58)	3.51
	12	18	18	-	48	1.81	3.05	3.05	-	7.9(4.7-10.1)	2.22(1.27-3.58)	3.56
4-unit connection	7	7	7	7	28	1.90	1.90	1.90	1.90	7.6(1.6-9.6)	2.20(0.68-3.41)	3.45
	7	7	7	9	30	1.84	1.84	1.84	2.07	7.6(1.6-9.8)	2.22(0.68-3.54)	3.42
	7	7	7	12	33	1.78	1.78	1.78	2.37	7.7(1.6-9.9)	2.22(0.68-3.54)	3.47
	7	7	7	14	35	1.65	1.65	1.65	2.75	7.7(2.8-9.9)	2.22(0.98-3.56)	3.47
	7	7	7	18	39	1.52	1.52	1.52	3.43	8.0(2.8-10.1)	2.20(0.98-3.55)	3.64
	7	7	9	9	32	1.81	1.81	2.04	2.04	7.7(2.8-9.7)	2.22(0.98-3.42)	3.47
	7	7	9	12	35	1.73	1.73	1.94	2.30	7.7(2.8-9.9)	2.22(0.98-3.55)	3.47
	7	7	9	14	37	1.61	1.61	1.81	2.68	7.7(2.8-10.0)	2.22(0.98-3.57)	3.47
	7	7	9	18	41	1.49	1.49	1.67	3.35	8.0(3.5-10.1)	2.20(1.17-3.55)	3.64
	7	7	12	12	38	1.65	1.65	2.20	2.20	7.7(2.8-10.0)	2.22(0.98-3.55)	3.47
	7	7	12	14	40	1.56	1.56	2.08	2.60	7.8(2.8-10.0)	2.22(0.98-3.57)	3.51
	7	7	12	18	44	1.43	1.43	1.91	3.22	8.0(3.5-10.1)	2.20(1.17-3.56)	3.64
	7	7	14	14	42	1.50	1.50	2.50	2.50	8.0(3.5-10.1)	2.22(1.17-3.58)	3.60
	7	7	14	18	46	1.35	1.35	2.25	3.04	8.0(3.5-10.1)	2.22(1.17-3.58)	3.60
	7	9	9	9	34	1.76	1.98	1.98	1.98	7.7(2.8-9.9)	2.22(0.98-3.56)	3.47
	7	9	9	12	37	1.68	1.89	1.89	2.24	7.7(2.8-10.0)	2.22(0.98-3.56)	3.47
	7	9	9	14	39	1.59	1.78	1.78	2.64	7.8(3.5-10.1)	2.22(1.17-3.58)	3.51
	7	9	9	18	43	1.45	1.64	1.64	3.27	8.0(3.5-10.1)	2.22(1.17-3.56)	3.60
	7	9	12	12	40	1.63	1.83	2.17	2.17	7.8(2.8-10.0)	2.22(0.98-3.56)	3.51
	7	9	12	14	42	1.52	1.71	2.03	2.54	7.8(3.5-10.1)	2.22(1.17-3.58)	3.51
	7	9	12	18	46	1.40	1.58	1.87	3.15	8.0(3.5-10.1)	2.22(1.17-3.56)	3.60
	7	9	14	14	44	1.45	1.63	2.41	2.41	7.9(3.5-10.1)	2.22(1.17-3.58)	3.56
	7	9	14	18	48	1.32	1.49	2.21	2.98	8.0(4.7-10.1)	2.22(1.27-3.57)	3.60
	7	12	12	12	43	1.56	2.08	2.08	2.08	7.8(2.8-10.1)	2.22(0.98-3.56)	3.51
	7	12	12	14	45	1.48	1.98	1.98	2.47	7.9(3.5-10.1)	2.22(1.17-3.58)	3.56
	7	12	12	18	49	1.35	1.80	1.80	3.04	8.0(3.5-10.1)	2.22(1.17-3.56)	3.60
	7	12	14	14	47	1.39	1.86	2.32	2.32	7.9(3.5-10.1)	2.22(1.17-3.58)	3.56
	9	9	9	9	36	1.93	1.93	1.93	1.93	7.7(3.5-10.0)	2.22(1.17-3.56)	3.47
	9	9	9	12	39	1.86	1.86	1.86	2.21	7.8(3.5-10.0)	2.22(1.17-3.57)	3.51
	9	9	9	14	41	1.74	1.74	1.74	2.58	7.8(3.5-10.1)	2.22(1.17-3.58)	3.51
	9	9	9	18	45*1	1.60	1.60	1.60	3.20	8.0(4.7-10.1)	2.22(1.27-3.58)	3.60
	9	9	12	12	42	1.78	1.78	2.12	2.12	7.8(3.5-10.1)	2.22(1.17-3.58)	3.51
	9	9	12	14	44	1.67	1.67	1.98	2.48	7.8(3.5-10.1)	2.22(1.17-3.58)	3.51
	9	9	12	18	48*2	1.54	1.54	1.83	3.09	8.0(4.7-10.1)	2.22(1.27-3.58)	3.60
	9	9	14	14	46	1.59	1.59	2.36	2.36	7.9(4.7-10.1)	2.22(1.27-3.58)	3.56
	9	12	12	12	45	1.71	2.03	2.03	2.03	7.8(3.5-10.1)	2.22(1.17-3.58)	3.51
	9	12	12	14	47	1.63	1.93	1.93	2.41	7.9(3.5-10.1)	2.22(1.17-3.58)	3.56
	9	12	14	14	49	1.53	1.82	2.27	2.27	7.9(4.7-10.1)	2.22(1.27-3.58)	3.56
	12	12	12	12	48	2.00	2.00	2.00	2.00	8.0(3.5-10.1)	2.22(1.17-3.58)	3.60

Note: •7: 7,000 Btu/h, 9: 9,000 Btu/h, 12: 12,000 Btu/h, 14: 14,000 Btu/h, 18: 18,000 Btu/h, 24: 24,000 Btu/h
•Operating data under running indoor units are shown on the above table.
•3 or more indoor units should be connected.
•Cooling capacity is based on 27°CDB/19°CWB (indoor temperature), 35°CDB (outdoor temperature).
•Pipe Length: 5 m, Height difference: 0 m (Outdoor unit to Indoor unit)
•The Total ability of connected a indoor unit is up to 49000 Btu from 27000 Btu.
*1: Connection of ASGG18L + ARGG09L + ARGG09L + ARGG09L is not available. All types other than this combination can be connected.
*2: Connection of ASGG18L + ARGG12L + ARGG09L + ARGG09L is not available. All types other than this combination can be connected.

4-unit Multi-split heating

AOGG30LAT4	Combination of indoor unit					Heating Operation						
						Heating Capacity					Input Power (Min.-Max.)	COP (W/W)
						Unit 1	Unit 2	Unit 3	Unit 4	Total (Min.-Max.)		
	Unit 1	Unit 2	Unit 3	Unit 4	Total	kW	kW	kW	kW	kW	kW	
3-unit connection	7	7	7	-	21	2.70	2.70	2.70	-	8.1(1.8-8.8)	2.30(0.55-2.65)	3.52
	7	7	9	-	23	2.70	2.70	3.30	-	8.7(3.3-9.3)	2.60(0.90-2.85)	3.35
	7	7	12	-	26	2.70	2.70	3.80	-	9.2(3.3-9.7)	2.83(0.90-3.10)	3.25
	7	7	14	-	28	2.42	2.42	4.15	-	9.0(1.8-10.1)	2.66(0.58-3.53)	3.38
	7	7	18	-	32	2.27	2.27	4.86	-	9.4(3.3-11.2)	2.46(0.87-3.52)	3.82
	7	7	24	-	38	2.03	2.03	5.44	-	9.5(3.3-11.5)	2.47(0.87-3.52)	3.85
	7	9	9	-	25	2.70	3.30	3.30	-	9.3(3.3-9.7)	2.80(0.90-3.10)	3.32
	7	9	12	-	28	2.49	2.94	3.56	-	9.0(1.8-10.0)	2.69(0.58-3.51)	3.35
	7	9	14	-	30	2.33	2.75	4.00	-	9.1(3.3-10.2)	2.64(0.87-3.50)	3.45
	7	9	18	-	34	2.17	2.56	4.66	-	9.4(3.3-11.3)	2.45(0.87-3.50)	3.84
	7	9	24	-	40	1.98	2.33	5.29	-	9.6(3.3-11.5)	2.46(0.87-3.51)	3.90
	7	12	12	-	31	2.33	3.33	3.33	-	9.0(1.8-10.1)	2.66(0.58-3.48)	3.38
	7	12	14	-	33	2.22	3.17	3.80	-	9.2(3.3-10.3)	2.62(0.87-3.48)	3.51
	7	12	18	-	37	2.08	2.97	4.45	-	9.5(3.3-11.4)	2.44(0.87-3.47)	3.89
	7	12	24	-	43	1.88	2.69	5.03	-	9.6(3.3-11.7)	2.45(0.87-3.56)	3.92
	7	14	14	-	35	2.10	3.60	3.60	-	9.3(3.3-10.6)	2.59(0.87-3.48)	3.59
	7	14	18	-	39	1.96	3.35	4.19	-	9.5(3.7-11.5)	2.42(0.97-3.52)	3.93
	7	14	24	-	45	1.78	3.05	4.77	-	9.6(3.3-11.7)	2.45(0.87-3.56)	3.92
	7	18	18	-	43	1.82	3.89	3.89	-	9.6(3.7-12.0)	2.40(0.97-3.52)	4.00
	7	18	24	-	49	1.65	3.53	4.42	-	9.6(4.3-12.0)	2.40(1.12-3.52)	4.00
	9	9	9	-	27	3.00	3.00	3.00	-	9.0(3.3-10.0)	2.69(0.87-3.51)	3.35
	9	9	12	-	30	2.80	2.80	3.39	-	9.0(3.3-10.1)	2.67(0.87-3.48)	3.37
	9	9	14	-	32	2.66	2.66	3.87	-	9.2(3.3-10.3)	2.63(0.87-3.48)	3.50
	9	9	18	-	36	2.49	2.49	4.52	-	9.5(3.7-11.4)	2.44(0.97-3.48)	3.89
	9	9	24	-	42	2.25	2.25	5.11	-	9.6(3.7-11.7)	2.45(0.97-3.57)	3.92
	9	12	12	-	33	2.65	3.22	3.22	-	9.1(3.3-10.3)	2.65(0.87-3.52)	3.43
	9	12	14	-	35	2.53	3.07	3.69	-	9.3(3.3-10.5)	2.61(0.87-3.52)	3.56
	9	12	18	-	39	2.36	2.86	4.29	-	9.5(3.7-11.4)	2.43(0.97-3.47)	3.91
	9	12	24	-	45	2.14	2.59	4.86	-	9.6(3.7-11.8)	2.44(0.97-3.55)	3.93
	9	14	14	-	37	2.38	3.46	3.46	-	9.3(3.7-10.7)	2.58(0.97-3.46)	3.60
	9	14	18	-	41	2.22	3.23	4.04	-	9.5(3.7-11.6)	2.41(0.97-3.51)	3.94
	9	14	24	-	47	2.03	2.95	4.62	-	9.6(4.3-11.9)	2.42(1.12-3.57)	3.97
	9	18	18	-	45	2.07	3.76	3.76	-	9.6(4.3-12.0)	2.40(1.12-3.52)	4.00
	12	12	12	-	36	3.07	3.07	3.07	-	9.2(3.3-10.3)	2.63(0.87-3.49)	3.50
	12	12	14	-	38	2.91	2.91	3.49	-	9.3(3.3-10.6)	2.59(0.87-3.49)	3.59
	12	12	18	-	42	2.71	2.71	4.07	-	9.5(3.7-11.6)	2.42(0.97-3.52)	3.93
	12	12	24	-	48	2.48	2.48	4.65	-	9.6(3.7-11.8)	2.43(0.97-3.54)	3.95
	12	14	14	-	40	2.76	3.32	3.32	-	9.4(3.7-10.8)	2.40(0.97-3.50)	3.92
	12	14	18	-	44	2.57	3.08	3.85	-	9.5(3.7-11.6)	2.40(0.97-3.49)	3.96
	12	18	18	-	48	2.40	3.60	3.60	-	9.6(4.3-12.0)	2.40(1.12-3.52)	4.00
4-unit connection	7	7	7	7	28	2.35	2.35	2.35	2.35	9.4(1.8-10.8)	2.58(0.58-3.47)	3.64
	7	7	7	9	30	2.27	2.27	2.27	2.68	9.5(1.8-10.9)	2.57(0.58-3.51)	3.70
	7	7	7	12	33	2.14	2.14	2.14	3.06	9.5(1.8-11.1)	2.56(0.58-3.55)	3.71
	7	7	7	14	35	2.04	2.04	2.04	3.49	9.6(3.3-11.3)	2.53(0.87-3.56)	3.79
	7	7	7	18	39	1.87	1.87	1.87	4.00	9.6(3.3-12.0)	2.40(0.87-3.56)	4.00
	7	7	9	9	32	2.18	2.18	2.57	2.57	9.5(3.3-10.9)	2.56(0.87-3.44)	3.71
	7	7	9	12	35	2.06	2.06	2.43	2.95	9.5(3.3-11.1)	2.55(0.87-3.54)	3.73
	7	7	9	14	37	1.96	1.96	2.31	3.36	9.6(3.3-11.4)	2.53(0.87-3.54)	3.79
	7	7	9	18	41	1.80	1.80	2.13	3.87	9.6(3.7-12.0)	2.40(0.97-3.55)	4.00
	7	7	12	12	38	1.98	1.98	2.82	2.82	9.6(3.3-11.3)	2.54(0.87-3.57)	3.78
	7	7	12	14	40	1.87	1.87	2.67	3.20	9.6(3.3-11.5)	2.51(0.87-3.58)	3.82
	7	7	12	18	44	1.72	1.72	2.46	3.69	9.6(3.7-12.0)	2.40(0.97-3.58)	4.00
	7	7	14	14	42	1.77	1.77	3.03	3.03	9.6(3.7-11.8)	2.49(0.97-3.58)	3.86
	7	7	14	18	46	1.64	1.64	2.81	3.51	9.6(3.7-12.0)	2.40(0.97-3.56)	4.00
	7	9	9	9	34	2.09	2.47	2.47	2.47	9.5(3.3-11.2)	2.55(0.87-3.54)	3.73
	7	9	9	12	37	2.01	2.36	2.36	2.87	9.6(3.3-11.3)	2.54(0.87-3.58)	3.78
	7	9	9	14	39	1.89	2.23	2.23	3.25	9.6(3.7-11.5)	2.52(0.97-3.58)	3.81
	7	9	9	18	43	1.75	2.06	2.06	3.74	9.6(3.7-12.0)	2.40(0.97-3.58)	4.00
	7	9	12	12	40	1.91	2.25	2.72	2.72	9.6(3.3-11.4)	2.53(0.87-3.58)	3.79
	7	9	12	14	42	1.80	2.13	2.58	3.09	9.6(3.7-11.6)	2.50(0.97-3.58)	3.84
	7	9	12	18	46	1.67	1.97	2.39	3.58	9.6(3.7-12.0)	2.40(0.97-3.58)	4.00
	7	9	14	14	44	1.71	2.02	2.94	2.94	9.6(3.7-11.8)	2.48(0.97-3.58)	3.87
	7	9	14	18	48	1.59	1.87	2.73	3.41	9.6(4.3-12.0)	2.40(1.12-3.58)	4.00
	7	12	12	12	43	1.81	2.59	2.59	2.59	9.6(3.3-11.5)	2.52(0.87-3.58)	3.81
	7	12	12	14	45	1.72	2.46	2.46	2.95	9.6(3.7-11.7)	2.49(0.97-3.58)	3.85
	7	12	12	18	49	1.60	2.29	2.29	3.43	9.6(3.7-12.0)	2.40(0.97-3.56)	4.00
	7	12	14	14	47	1.64	2.34	2.81	2.81	9.6(3.7-11.9)	2.47(0.97-3.58)	3.89
	9	9	9	9	36	2.40	2.40	2.40	2.40	9.6(3.7-11.3)	2.55(0.97-3.58)	3.76
	9	9	9	12	39	2.28	2.28	2.28	2.76	9.6(3.7-11.4)	2.53(0.97-3.58)	3.79
	9	9	9	14	41	2.16	2.16	2.16	3.14	9.6(3.7-11.6)	2.51(0.97-3.58)	3.82
	9	9	9	18	45*1	1.99	1.99	1.99	3.62	9.6(4.3-12.0)	2.40(1.12-3.58)	4.00
	9	9	12	12	42	2.17	2.17	2.63	2.63	9.6(3.7-11.5)	2.52(0.97-3.58)	3.81
	9	9	12	14	44	2.06	2.06	2.49	2.99	9.6(3.7-11.7)	2.50(0.97-3.58)	3.84
	9	9	12	18	48*2	1.91	1.91	2.31	3.47	9.6(4.3-12.0)	2.40(1.12-3.58)	4.00
	9	9	14	14	46	1.96	1.96	2.84	2.84	9.6(4.3-11.9)	2.48(1.12-3.58)	3.87
	9	12	12	12	45	2.07	2.51	2.51	2.51	9.6(3.7-11.6)	2.51(0.97-3.58)	3.82
	9	12	12	14	47	1.97	2.39	2.39	2.87	9.6(3.7-11.8)	2.49(0.97-3.58)	3.86
	9	12	14	14	49	1.87	2.27	2.73	2.73	9.6(4.3-11.9)	2.46(1.12-3.58)	3.90
	12	12	12	12	48	2.40	2.40	2.40	2.40	9.6(3.7-11.6)	2.50(0.97-3.58)	3.84

Note: •7: 7,000 Btu/h, 9: 9,000 Btu/h, 12: 12,000 Btu/h, 14: 14,000 Btu/h, 18: 18,000 Btu/h, 24: 24,000 Btu/h
•Operating data under running indoor units are shown on the above table.
•3 or more indoor units should be connected.
•Heating capacity is based on 20°CDB (indoor temperature), 7°CDB / 6°CWB (outdoor temperature).
•Pipe Length: 5 m, Height difference: 0 m (Outdoor unit to Indoor unit)
•The Total ability of connected a indoor unit is up to 49000 Btu from 27000 Btu.
*1: Connection of ASGG18L + ARGG09L + ARGG09L + ARGG09L is not available. All types other than this combination can be connected.
*2: Connection of ASGG18L + ARGG12L + ARGG09L + ARGG09L is not available. All types other than this combination can be connected.

5-unit Multi-split Combination Table-Cooling

5-unit Multi-split cooling

AOHG36KBTA5	Combination of Indoor Units					Cooling Operation										
						Cooling Capacity						Input Power (Min. - Max.)	EER	Seasonal Data		
						Unit 1	Unit 2	Unit 3	Unit 4	Unit 5	Total Capacity (Min. - Max.)			Pdesign	SEER	Energy efficiency
						kW	kW	kW	kW	kW	kW	kW		kW		
2-unit connection	7	24	-	-	-	2.00	7.00	-	-	-	9.00 (3.0-11.0)	2.91 (0.30-3.45)	3.09	9.0	7.9	A++
	9	22	-	-	-	2.50	6.00	-	-	-	8.50 (3.0-11.0)	2.67 (0.30-3.45)	3.18	8.5	7.9	A++
	9	24	-	-	-	2.50	7.00	-	-	-	9.50 (3.0-11.0)	3.17 (0.30-3.45)	3.00	9.5	7.8	A++
	12	22	-	-	-	3.50	6.00	-	-	-	9.50 (3.0-11.0)	3.17 (0.30-3.45)	3.00	9.5	7.8	A++
	12	24	-	-	-	3.17	6.33	-	-	-	9.50 (3.0-11.0)	3.17 (0.30-3.45)	3.00	9.5	7.8	A++
	14	22	-	-	-	3.69	5.81	-	-	-	9.50 (3.0-11.0)	3.17 (0.30-3.45)	3.00	9.5	7.8	A++
	14	24	-	-	-	3.50	6.00	-	-	-	9.50 (3.0-11.0)	3.17 (0.30-3.45)	3.00	9.5	7.8	A++
	18	18	-	-	-	4.75	4.75	-	-	-	9.50 (3.0-11.0)	3.17 (0.30-3.45)	3.00	9.5	7.8	A++
	18	22	-	-	-	4.27	5.23	-	-	-	9.50 (3.0-11.0)	3.17 (0.30-3.45)	3.00	9.5	7.8	A++
	18	24	-	-	-	4.07	5.43	-	-	-	9.50 (3.0-11.0)	3.17 (0.30-3.45)	3.00	9.5	7.8	A++
	22	22	-	-	-	4.75	4.75	-	-	-	9.50 (3.0-11.0)	3.17 (0.30-3.45)	3.00	9.5	7.8	A++
	22	24	-	-	-	4.54	4.96	-	-	-	9.50 (3.0-11.0)	3.17 (0.30-3.45)	3.00	9.5	7.8	A++
	24	24	-	-	-	4.75	4.75	-	-	-	9.50 (3.0-11.0)	3.17 (0.30-3.45)	3.00	9.5	7.8	A++
3-unit connection	7	7	14	-	-	2.00	2.00	4.00	-	-	8.00 (3.0-10.0)	2.26 (0.30-2.88)	3.54	8.0	8.2	A++
	7	7	18	-	-	2.00	2.00	5.00	-	-	9.00 (3.0-11.0)	2.68 (0.30-3.45)	3.36	9.0	8.1	A++
	7	7	22	-	-	1.85	1.85	5.80	-	-	9.50 (3.0-11.0)	2.91 (0.30-3.45)	3.27	9.5	8.0	A++
	7	7	24	-	-	1.75	1.75	6.00	-	-	9.50 (3.0-11.0)	2.91 (0.30-3.45)	3.27	9.5	8.0	A++
	7	9	12	-	-	2.00	2.50	3.50	-	-	8.00 (3.0-10.0)	2.26 (0.30-2.88)	3.54	8.0	8.2	A++
	7	9	14	-	-	2.00	2.50	4.00	-	-	8.50 (3.0-10.7)	2.46 (0.30-3.27)	3.45	8.5	8.1	A++
	7	9	18	-	-	2.00	2.50	5.00	-	-	9.50 (3.0-11.0)	2.91 (0.30-3.45)	3.27	9.5	8.0	A++
	7	9	22	-	-	1.75	2.25	5.50	-	-	9.50 (3.0-11.0)	2.91 (0.30-3.45)	3.27	9.5	8.0	A++
	7	9	24	-	-	1.66	2.14	5.70	-	-	9.50 (3.0-11.0)	2.91 (0.30-3.45)	3.27	9.5	8.0	A++
	7	12	12	-	-	2.00	3.50	3.50	-	-	9.00 (3.0-11.0)	2.68 (0.30-3.45)	3.36	9.0	8.1	A++
	7	12	14	-	-	2.00	3.50	4.00	-	-	9.50 (3.0-11.0)	2.91 (0.30-3.45)	3.27	9.5	8.0	A++
	7	12	18	-	-	1.80	3.08	4.62	-	-	9.50 (3.0-11.0)	2.91 (0.30-3.45)	3.27	9.5	8.0	A++
	7	12	22	-	-	1.62	2.78	5.10	-	-	9.50 (3.0-11.0)	2.91 (0.30-3.45)	3.27	9.5	8.0	A++
	7	12	24	-	-	1.55	2.65	5.30	-	-	9.50 (3.0-11.0)	2.91 (0.30-3.45)	3.27	9.5	8.0	A++
	7	14	14	-	-	1.90	3.80	3.80	-	-	9.50 (3.0-11.0)	2.91 (0.30-3.45)	3.27	9.5	8.0	A++
	7	14	18	-	-	1.71	3.41	4.38	-	-	9.50 (3.0-11.0)	2.91 (0.30-3.45)	3.27	9.5	8.0	A++
	7	14	22	-	-	1.55	3.09	4.86	-	-	9.50 (3.0-11.0)	2.91 (0.30-3.45)	3.27	9.5	8.0	A++
	7	14	24	-	-	1.47	2.96	5.07	-	-	9.50 (3.0-11.0)	2.91 (0.30-3.45)	3.27	9.5	8.0	A++
	7	18	18	-	-	1.54	3.98	3.98	-	-	9.50 (3.0-11.0)	2.91 (0.30-3.45)	3.27	9.5	8.0	A++
	7	18	22	-	-	1.41	3.64	4.45	-	-	9.50 (3.0-11.0)	2.91 (0.30-3.45)	3.27	9.5	8.0	A++
	7	18	24	-	-	1.36	3.49	4.65	-	-	9.50 (3.0-11.0)	2.91 (0.30-3.45)	3.27	9.5	8.0	A++
	9	9	9	-	-	2.50	2.50	2.50	-	-	7.50 (3.0-9.6)	2.07 (0.30-2.70)	3.63	7.5	8.2	A++
	9	9	12	-	-	2.50	2.50	3.50	-	-	8.50 (3.0-10.7)	2.46 (0.30-3.27)	3.45	8.5	8.1	A++
	9	9	14	-	-	2.50	2.50	4.00	-	-	9.00 (3.0-11.0)	2.68 (0.30-3.45)	3.36	9.0	8.1	A++
	9	9	18	-	-	2.38	2.38	4.74	-	-	9.50 (3.0-11.0)	2.91 (0.30-3.45)	3.27	9.5	8.0	A++
	9	9	22	-	-	2.14	2.14	5.22	-	-	9.50 (3.0-11.0)	2.91 (0.30-3.45)	3.27	9.5	8.0	A++
	9	9	24	-	-	2.04	2.04	5.42	-	-	9.50 (3.0-11.0)	2.91 (0.30-3.45)	3.27	9.5	8.0	A++
	9	12	12	-	-	2.50	3.50	3.50	-	-	9.50 (3.0-11.0)	2.91 (0.30-3.45)	3.27	9.5	8.0	A++
	9	12	14	-	-	2.44	3.26	3.80	-	-	9.50 (3.0-11.0)	2.91 (0.30-3.45)	3.27	9.5	8.0	A++
	9	12	18	-	-	2.19	2.92	4.39	-	-	9.50 (3.0-11.0)	2.91 (0.30-3.45)	3.27	9.5	8.0	A++
	9	12	22	-	-	1.99	2.65	4.86	-	-	9.50 (3.0-11.0)	2.91 (0.30-3.45)	3.27	9.5	8.0	A++
	9	12	24	-	-	1.90	2.53	5.07	-	-	9.50 (3.0-11.0)	2.91 (0.30-3.45)	3.27	9.5	8.0	A++
	9	14	14	-	-	2.32	3.59	3.59	-	-	9.50 (3.0-11.0)	2.91 (0.30-3.45)	3.27	9.5	8.0	A++
	9	14	18	-	-	2.09	3.24	4.17	-	-	9.50 (3.0-11.0)	2.91 (0.30-3.45)	3.27	9.5	8.0	A++
	9	14	22	-	-	1.90	2.96	4.64	-	-	9.50 (3.0-11.0)	2.91 (0.30-3.45)	3.27	9.5	8.0	A++
	9	14	24	-	-	1.82	2.83	4.85	-	-	9.50 (3.0-11.0)	2.91 (0.30-3.45)	3.27	9.5	8.0	A++
	9	18	18	-	-	1.90	3.80	3.80	-	-	9.50 (3.0-11.0)	2.91 (0.30-3.45)	3.27	9.5	8.0	A++
	9	18	22	-	-	1.74	3.49	4.27	-	-	9.50 (3.0-11.0)	2.91 (0.30-3.45)	3.27	9.5	8.0	A++
	9	18	24	-	-	1.68	3.35	4.47	-	-	9.50 (3.0-11.0)	2.91 (0.30-3.45)	3.27	9.5	8.0	A++
	12	12	12	-	-	3.17	3.17	3.17	-	-	9.50 (3.0-11.0)	2.91 (0.30-3.45)	3.27	9.5	8.0	A++
	12	12	14	-	-	3.00	3.00	3.50	-	-	9.50 (3.0-11.0)	2.91 (0.30-3.45)	3.27	9.5	8.0	A++
	12	12	18	-	-	2.71	2.71	4.08	-	-	9.50 (3.0-11.0)	2.91 (0.30-3.45)	3.27	9.5	8.0	A++
	12	12	22	-	-	2.48	2.48	4.54	-	-	9.50 (3.0-11.0)	2.91 (0.30-3.45)	3.27	9.5	8.0	A++
	12	12	24	-	-	2.38	2.38	4.74	-	-	9.50 (3.0-11.0)	2.91 (0.30-3.45)	3.27	9.5	8.0	A++
	12	14	14	-	-	2.84	3.33	3.33	-	-	9.50 (3.0-11.0)	2.91 (0.30-3.45)	3.27	9.5	8.0	A++
	12	14	18	-	-	2.59	3.02	3.89	-	-	9.50 (3.0-11.0)	2.91 (0.30-3.45)	3.27	9.5	8.0	A++
	12	14	22	-	-	2.38	2.77	4.35	-	-	9.50 (3.0-11.0)	2.91 (0.30-3.45)	3.27	9.5	8.0	A++
	12	14	24	-	-	2.28	2.66	4.56	-	-	9.50 (3.0-11.0)	2.91 (0.30-3.45)	3.27	9.5	8.0	A++
	12	18	18	-	-	2.38	3.56	3.56	-	-	9.50 (3.0-11.0)	2.91 (0.30-3.45)	3.27	9.5	8.0	A++
	12	18	22	-	-	2.19	3.29	4.02	-	-	9.50 (3.0-11.0)	2.91 (0.30-3.45)	3.27	9.5	8.0	A++
	12	18	24	-	-	2.11	3.17	4.22	-	-	9.50 (3.0-11.0)	2.91 (0.30-3.45)	3.27	9.5	8.0	A++
	14	14	14	-	-	3.17	3.17	3.17	-	-	9.50 (3.0-11.0)	2.91 (0.30-3.45)	3.27	9.5	8.0	A++
	14	14	18	-	-	2.89	2.89	3.72	-	-	9.50 (3.0-11.0)	2.91 (0.30-3.45)	3.27	9.5	8.0	A++
	14	14	22	-	-	2.66	2.66	4.18	-	-	9.50 (3.0-11.0)	2.91 (0.30-3.45)	3.27	9.5	8.0	A++
	14	14	24	-	-	2.56	2.56	4.38	-	-	9.50 (3.0-11.0)	2.91 (0.30-3.45)	3.27	9.5	8.0	A++
	14	18	18	-	-	2.66	3.42	3.42	-	-	9.50 (3.0-11.0)	2.91 (0.30-3.45)	3.27	9.5	8.0	A++
	18	18	18	-	-	3.17	3.17	3.17	-	-	9.50 (3.0-11.0)	2.91 (0.30-3.45)	3.27	9.5	8.0	A++
4-unit connection	7	7	7	7	-	2.00	2.00	2.00	2.00	-	8.00 (3.0-10.0)	2.11 (0.30-2.88)	3.80	8.0	8.5	A+++
	7	7	7	9	-	2.00	2.00	2.00	2.50	-	8.50 (3.0-10.7)	2.29 (0.30-3.27)	3.71	8.5	8.4	A++
	7	7	7	12	-	2.00	2.00	2.00	3.50	-	9.50 (3.0-11.0)	2.69 (0.30-3.45)	3.53	9.5	8.3	A++
	7	7	7	14	-	1.90	1.90	1.90	3.80	-	9.50 (3.0-11.0)	2.69 (0.30-3.45)	3.53	9.5	8.3	A++
	7	7	7	18	-	1.71	1.71	1.71	4.37	-	9.50 (3.0-11.0)	2.69 (0.30-3.45)	3.53	9.5	8.3	A++
	7	7	7	22	-	1.55	1.55	1.55	4.85	-	9.50 (3.0-11.0)	2.69 (0.30-3.45)	3.53	9.5	8.3	A++
	7	7	7	24	-	1.48	1.48	1.48	5.06	-	9.50 (3.0-11.0)	2.69 (0.30-3.45)	3.53	9.5	8.3	A++
	7	7	9	9	-	2.00	2.00	2.50	2.50	-	9.00 (3.0-11.0)	2.49 (0.30-3.45)	3.62	9.0	8.4	A++
	7	7	9	12	-	1.90	1.90	2.44	3.26	-	9.50 (3.0-11.0)	2.69 (0.30-3.45)	3.53	9.5	8.3	A++
	7	7	9	14	-	1.80	1.80	2.31	3.59	-	9.50 (3.0-11.0)	2.69 (0.30-3.45)	3.53	9.5	8.3	A++
	7	7	9	18	-	1.62	1.62	2.09	4.17	-	9.50 (3.0-11.0)	2.69 (0.30-3.45)	3.53	9.5	8.3	A++
	7	7	9	22	-	1.48	1.48	1.90	4.64	-	9.50 (3.0-11.0)	2.69 (0.30-3.45)	3.53	9.5	8.3	A++
	7	7	9	24	-	1.41	1.41	1.82	4.86	-	9.50 (3.0-11.0)	2.69 (0.30-3.45)	3.53	9.5	8.3	A++
	7	7	12	12	-	1.75	1.75	3.00	3.00	-	9.50 (3.0-11.0)	2.69 (0.30-3.45)	3.53	9.5	8.3	A++
	7	7	12	14	-	1.66	1.66	2.85	3.33	-	9.50 (3.0-11.0)	2.69 (0.30-3.45)	3.53	9.5	8.3	A++
	7	7	12	18	-	1.51	1.51	2.59	3.89	-	9.50 (3.0-11.0)	2.69 (0.30-3.45)	3.53	9.5	8.3	A++
	7	7	12	22	-	1.39	1.39	2.38	4.34	-	9.50 (3.0-11.0)	2.69 (0.30-3.45)	3.53	9.5	8.3	A++
	7	7	12	24	-	1.33	1.33	2.28	4.56	-	9.50 (3.0-11.0)	2.69 (0.30-3.45)	3.53	9.5	8.3	A++
	7	7	14	14	-	1.58	1.58	3.17	3.17	-	9.50 (3.0-11.0)	2.69 (0.30-3.45)	3.53	9.5	8.3	A++
	7	7	14	18	-	1.45	1.45	2.89	3.71	-	9.50 (3.0-11.0)	2.69 (0.30-3.45)	3.53	9.5	8.3	A++
	7	7	14	22	-	1.33	1.33	2.66	4.18	-	9.50 (3.0-11.0)	2.69 (0.30-3.45)	3.53	9.5	8.3	A++
	7	7	14	24	-	1.28	1.28	2.56	4.38	-	9.50 (3.0-11.0)	2.69 (0.30-3.45)	3.53	9.5	8.3	A++
	7	7	18	18	-	1.33	1.33	3.42	3.42	-	9.50 (3.0-11.0)	2.69 (0.30-3.45)	3.53	9.5	8.3	A++
	7	9	9	9	-	2.00	2.50	2.50	2.50	-	9.50 (3.0-11.0)	2.69 (0.30-3.45)	3.53	9.5	8.3	A++
	7	9	9	12	-	1.80	2.31	2.31	3.08	-	9.50 (3.0-11.0)	2.69 (0.30-3.45)	3.53	9.5	8.3	A++
	7	9	9	14	-	1.71	2.19	2.19	3.41	-	9.50 (3.0-11.0)	2.69 (0.30-3.45)	3.53	9.5	8.3	A++
	7	9	9	18	-	1.54	1.99	1.99	3.98	-	9.50 (3.0-11.0)	2.69 (0.30-3.45)	3.53	9.5	8.3	A++
	7	9	9	22	-	1.41	1.82	1.82	4.45	-	9.50 (3.0-11.0)	2.69 (0.30-3.45)	3.53	9.5	8.3	A++
	7	9	9	24	-	1.36	1.74	1.74	4.66	-	9.50 (3.0-11.0)	2.69 (0.30-3.45)	3.53	9.5	8.3	A++
	7	9	12	12	-	1.66	2.14	2.85	2.85	-	9.50 (3.0-11.0)	2.69 (0.30-3.45)	3.53	9.5	8.3	A++
	7	9	12	14	-	1.58	2.04	2.71	3.17	-	9.50 (3.0-11.0)	2.69 (0.30-3.45)	3.53	9.5	8.3	A++
	7	9	12	18	-	1.44	1.86	2.48	3.72	-	9.50 (3.0-11.0)	2.69 (0.30-3.45)	3.53	9.5	8.3	A++
	7	9	12	22	-	1.33	1.71	2.28	4.18	-	9.50 (3.0-11.0)	2.69 (0.30-3.45)	3.53	9.5	8.3	A++
	7	9	12	24	-	1.28	1.64	2.19	4.39	-	9.50 (3.0-11.0)	2.69 (0.30-3.45)	3.53	9.5	8.3	A++
	7	9	14	14	-	1.51	1.95	3.02	3.02	-	9.50 (3.0-11.0)	2.69 (0.30-3.45)	3.53	9.5	8.3	A++
	7	9	14	18	-	1.39	1.78	2.77	3.56	-	9.50 (3.0-11.0)	2.69 (0.30-3.45)	3.53	9.5	8.3	A++
	7	9	14	22	-	1.28	1.64	2.56	4.02	-	9.50 (3.0-11.0)	2.69 (0.30-3.45)	3.53	9.5	8.3	A++
	7	9	14	24	-	1.23	1.58	2.46	4.23	-	9.50 (3.0-11.0)	2.69 (0.30-3.45)	3.53	9.5	8.3	A++
	7	9	18	18	-	1.28	1.64	3.29	3.29	-	9.50 (3.0-11.0)	2.69 (0.30-3.45)	3.53	9.5	8.3	A++
	7	12	12	12	-	1.55	2.65	2.65	2.65	-	9.50 (3.0-11.0)	2.69 (0.30-3.45)	3.53	9.5	8.3	A++
	7	12	12	14	-	1.48	2.53	2.53	2.96	-	9.50 (3.0-11.0)	2.69 (0.30-3.45)	3.53	9.5	8.3	A++
	7	12	12	18	-	1.35	2.33	2.33	3.49	-	9.50 (3.0-11.0)	2.69 (0.30-3.45)	3.53	9.5	8.3	A++
	7	12	14	14	-	1.41	2.43	2.83	2.83	-	9.50 (3.0-11.0)	2.69 (0.30-3.45)	3.53	9.5	8.3	A++
	7	12	14	18	-	1.30	2.24	2.61	3.35	-	9.50 (3.0-11.0)	2.69 (0.30-3.45)	3.53	9.5	8.3	A++
	7	14	14	14	-	1.37	2.71	2.71	2.71	-	9.50 (3.0-11.0)	2.69 (0.30-3.45)	3.53	9.5	8.3	A++

5-unit Multi-split cooling

AOHG36KBTA5	Combination of Indoor Units					Cooling Operation										
						Cooling Capacity						Input Power (Min. - Max.)	EER	Seasonal Data		
						Unit 1	Unit 2	Unit 3	Unit 4	Unit 5	Total Capacity (Min. - Max.)			Pdesign	SEER	Energy efficiency
						kW	kW	kW	kW	kW	kW	kW		kW		
4-unit connection	7	14	14	18	-	1.25	2.51	2.51	3.23	-	9.50 (3.0-11.0)	2.69 (0.30-3.45)	3.53	9.5	8.3	A++
	9	9	9	9	-	2.38	2.38	2.38	2.38	-	9.50 (3.0-11.0)	2.69 (0.30-3.45)	3.53	9.5	8.3	A++
	9	9	9	12	-	2.19	2.19	2.19	2.93	-	9.50 (3.0-11.0)	2.69 (0.30-3.45)	3.53	9.5	8.3	A++
	9	9	9	14	-	2.09	2.09	2.09	3.23	-	9.50 (3.0-11.0)	2.69 (0.30-3.45)	3.53	9.5	8.3	A++
	9	9	9	18	-	1.90	1.90	1.90	3.80	-	9.50 (3.0-11.0)	2.69 (0.30-3.45)	3.53	9.5	8.3	A++
	9	9	9	22	-	1.74	1.74	1.74	4.28	-	9.50 (3.0-11.0)	2.69 (0.30-3.45)	3.53	9.5	8.3	A++
	9	9	9	24	-	1.68	1.68	1.68	4.46	-	9.50 (3.0-11.0)	2.69 (0.30-3.45)	3.53	9.5	8.3	A++
	9	9	12	12	-	2.04	2.04	2.71	2.71	-	9.50 (3.0-11.0)	2.69 (0.30-3.45)	3.53	9.5	8.3	A++
	9	9	12	14	-	1.94	1.94	2.59	3.03	-	9.50 (3.0-11.0)	2.69 (0.30-3.45)	3.53	9.5	8.3	A++
	9	9	12	18	-	1.78	1.78	2.38	3.56	-	9.50 (3.0-11.0)	2.69 (0.30-3.45)	3.53	9.5	8.3	A++
	9	9	12	22	-	1.64	1.64	2.19	4.03	-	9.50 (3.0-11.0)	2.69 (0.30-3.45)	3.53	9.5	8.3	A++
	9	9	12	24	-	1.58	1.58	2.11	4.23	-	9.50 (3.0-11.0)	2.69 (0.30-3.45)	3.53	9.5	8.3	A++
	9	9	14	14	-	1.86	1.86	2.89	2.89	-	9.50 (3.0-11.0)	2.69 (0.30-3.45)	3.53	9.5	8.3	A++
	9	9	14	18	-	1.71	1.71	2.66	3.42	-	9.50 (3.0-11.0)	2.69 (0.30-3.45)	3.53	9.5	8.3	A++
	9	9	18	18	-	1.58	1.58	3.17	3.17	-	9.50 (3.0-11.0)	2.69 (0.30-3.45)	3.53	9.5	8.3	A++
	9	12	12	12	-	1.91	2.53	2.53	2.53	-	9.50 (3.0-11.0)	2.69 (0.30-3.45)	3.53	9.5	8.3	A++
	9	12	12	14	-	1.81	2.43	2.43	2.83	-	9.50 (3.0-11.0)	2.69 (0.30-3.45)	3.53	9.5	8.3	A++
	9	12	12	18	-	1.67	2.24	2.24	3.35	-	9.50 (3.0-11.0)	2.69 (0.30-3.45)	3.53	9.5	8.3	A++
	9	12	14	14	-	1.74	2.34	2.71	2.71	-	9.50 (3.0-11.0)	2.69 (0.30-3.45)	3.53	9.5	8.3	A++
	9	12	14	18	-	1.61	2.15	2.51	3.23	-	9.50 (3.0-11.0)	2.69 (0.30-3.45)	3.53	9.5	8.3	A++
	9	14	14	14	-	1.67	2.61	2.61	2.61	-	9.50 (3.0-11.0)	2.69 (0.30-3.45)	3.53	9.5	8.3	A++
	12	12	12	12	-	2.38	2.38	2.38	2.38	-	9.50 (3.0-11.0)	2.69 (0.30-3.45)	3.53	9.5	8.3	A++
	12	12	12	14	-	2.28	2.28	2.28	2.66	-	9.50 (3.0-11.0)	2.69 (0.30-3.45)	3.53	9.5	8.3	A++
	12	12	12	18	-	2.11	2.11	2.11	3.17	-	9.50 (3.0-11.0)	2.69 (0.30-3.45)	3.53	9.5	8.3	A++
	12	12	14	14	-	2.19	2.19	2.56	2.56	-	9.50 (3.0-11.0)	2.69 (0.30-3.45)	3.53	9.5	8.3	A++
	12	14	14	14	-	2.12	2.46	2.46	2.46	-	9.50 (3.0-11.0)	2.69 (0.30-3.45)	3.53	9.5	8.3	A++
5-unit connection	7	7	7	7	7	1.90	1.90	1.90	1.90	1.90	9.50 (3.0-11.0)	2.50 (0.30-3.45)	3.80	9.5	8.5	A+++
	7	7	7	7	9	1.80	1.80	1.80	1.80	2.30	9.50 (3.0-11.0)	2.50 (0.30-3.45)	3.80	9.5	8.5	A+++
	7	7	7	7	12	1.66	1.66	1.66	1.66	2.86	9.50 (3.0-11.0)	2.50 (0.30-3.45)	3.80	9.5	8.5	A+++
	7	7	7	7	14	1.58	1.58	1.58	1.58	3.18	9.50 (3.0-11.0)	2.50 (0.30-3.45)	3.80	9.5	8.5	A+++
	7	7	7	7	18	1.45	1.45	1.45	1.45	3.70	9.50 (3.0-11.0)	2.50 (0.30-3.45)	3.80	9.5	8.5	A+++
	7	7	7	7	22 *1	1.33	1.33	1.33	1.33	4.18	9.50 (3.0-11.0)	2.50 (0.30-3.45)	3.80	9.5	8.5	A+++
	7	7	7	7	24	1.28	1.28	1.28	1.28	4.38	9.50 (3.0-11.0)	2.50 (0.30-3.45)	3.80	9.5	8.5	A+++
	7	7	7	9	9	1.70	1.70	1.70	2.20	2.20	9.50 (3.0-11.0)	2.50 (0.30-3.45)	3.80	9.5	8.5	A+++
	7	7	7	9	12	1.58	1.58	1.58	2.04	2.72	9.50 (3.0-11.0)	2.50 (0.30-3.45)	3.80	9.5	8.5	A+++
	7	7	7	9	14	1.51	1.51	1.51	1.94	3.03	9.50 (3.0-11.0)	2.50 (0.30-3.45)	3.80	9.5	8.5	A+++
	7	7	7	9	18	1.39	1.39	1.39	1.77	3.56	9.50 (3.0-11.0)	2.50 (0.30-3.45)	3.80	9.5	8.5	A+++
	7	7	7	9	22 *1	1.28	1.28	1.28	1.64	4.02	9.50 (3.0-11.0)	2.50 (0.30-3.45)	3.80	9.5	8.5	A+++
	7	7	7	9	24	1.23	1.23	1.23	1.58	4.23	9.50 (3.0-11.0)	2.50 (0.30-3.45)	3.80	9.5	8.5	A+++
	7	7	7	12	12	1.48	1.48	1.48	2.53	2.53	9.50 (3.0-11.0)	2.50 (0.30-3.45)	3.80	9.5	8.5	A+++
	7	7	7	12	14	1.41	1.41	1.41	2.43	2.84	9.50 (3.0-11.0)	2.50 (0.30-3.45)	3.80	9.5	8.5	A+++
	7	7	7	12	18	1.30	1.30	1.30	2.24	3.36	9.50 (3.0-11.0)	2.50 (0.30-3.45)	3.80	9.5	8.5	A+++
	7	7	7	14	14	1.36	1.36	1.36	2.71	2.71	9.50 (3.0-11.0)	2.50 (0.30-3.45)	3.80	9.5	8.5	A+++
	7	7	7	14	18	1.25	1.25	1.25	2.51	3.24	9.50 (3.0-11.0)	2.50 (0.30-3.45)	3.80	9.5	8.5	A+++
	7	7	9	9	9	1.63	1.63	2.08	2.08	2.08	9.50 (3.0-11.0)	2.50 (0.30-3.45)	3.80	9.5	8.5	A+++
	7	7	9	9	12	1.51	1.51	1.94	1.94	2.60	9.50 (3.0-11.0)	2.50 (0.30-3.45)	3.80	9.5	8.5	A+++
	7	7	9	9	14	1.45	1.45	1.86	1.86	2.88	9.50 (3.0-11.0)	2.50 (0.30-3.45)	3.80	9.5	8.5	A+++
	7	7	9	9	18	1.33	1.33	1.71	1.71	3.42	9.50 (3.0-11.0)	2.50 (0.30-3.45)	3.80	9.5	8.5	A+++
	7	7	9	9	22 *1	1.23	1.23	1.58	1.58	3.88	9.50 (3.0-11.0)	2.50 (0.30-3.45)	3.80	9.5	8.5	A+++
	7	7	9	12	12	1.41	1.41	1.82	2.43	2.43	9.50 (3.0-11.0)	2.50 (0.30-3.45)	3.80	9.5	8.5	A+++
	7	7	9	12	14	1.36	1.36	1.74	2.33	2.71	9.50 (3.0-11.0)	2.50 (0.30-3.45)	3.80	9.5	8.5	A+++
	7	7	9	12	18	1.25	1.25	1.61	2.15	3.24	9.50 (3.0-11.0)	2.50 (0.30-3.45)	3.80	9.5	8.5	A+++
	7	7	9	14	14	1.30	1.30	1.68	2.61	2.61	9.50 (3.0-11.0)	2.50 (0.30-3.45)	3.80	9.5	8.5	A+++
	7	7	12	12	12	1.33	1.33	2.28	2.28	2.28	9.50 (3.0-11.0)	2.50 (0.30-3.45)	3.80	9.5	8.5	A+++
	7	7	12	12	14	1.28	1.28	2.19	2.19	2.56	9.50 (3.0-11.0)	2.50 (0.30-3.45)	3.80	9.5	8.5	A+++
	7	7	12	14	14	1.23	1.23	2.12	2.46	2.46	9.50 (3.0-11.0)	2.50 (0.30-3.45)	3.80	9.5	8.5	A+++
	7	9	9	9	9	1.54	1.99	1.99	1.99	1.99	9.50 (3.0-11.0)	2.50 (0.30-3.45)	3.80	9.5	8.5	A+++
	7	9	9	9	12	1.44	1.86	1.86	1.86	2.48	9.50 (3.0-11.0)	2.50 (0.30-3.45)	3.80	9.5	8.5	A+++
	7	9	9	9	14	1.39	1.78	1.78	1.78	2.77	9.50 (3.0-11.0)	2.50 (0.30-3.45)	3.80	9.5	8.5	A+++
	7	9	9	9	18	1.28	1.64	1.64	1.64	3.30	9.50 (3.0-11.0)	2.50 (0.30-3.45)	3.80	9.5	8.5	A+++
	7	9	9	12	12	1.36	1.74	1.74	2.33	2.33	9.50 (3.0-11.0)	2.50 (0.30-3.45)	3.80	9.5	8.5	A+++
	7	9	9	12	14	1.29	1.68	1.68	2.24	2.61	9.50 (3.0-11.0)	2.50 (0.30-3.45)	3.80	9.5	8.5	A+++
	7	9	9	14	14	1.26	1.61	1.61	2.51	2.51	9.50 (3.0-11.0)	2.50 (0.30-3.45)	3.80	9.5	8.5	A+++
	7	9	12	12	12	1.28	1.65	2.19	2.19	2.19	9.50 (3.0-11.0)	2.50 (0.30-3.45)	3.80	9.5	8.5	A+++
	7	9	12	12	14	1.23	1.58	2.11	2.11	2.47	9.50 (3.0-11.0)	2.50 (0.30-3.45)	3.80	9.5	8.5	A+++
	9	9	9	9	9	1.90	1.90	1.90	1.90	1.90	9.50 (3.0-11.0)	2.50 (0.30-3.45)	3.80	9.5	8.5	A+++
	9	9	9	9	12	1.78	1.78	1.78	1.78	2.38	9.50 (3.0-11.0)	2.50 (0.30-3.45)	3.80	9.5	8.5	A+++
	9	9	9	9	14	1.71	1.71	1.71	1.71	2.66	9.50 (3.0-11.0)	2.50 (0.30-3.45)	3.80	9.5	8.5	A+++
	9	9	9	9	18	1.58	1.58	1.58	1.58	3.18	9.50 (3.0-11.0)	2.50 (0.30-3.45)	3.80	9.5	8.5	A+++
	9	9	9	12	12	1.68	1.68	1.68	2.23	2.23	9.50 (3.0-11.0)	2.50 (0.30-3.45)	3.80	9.5	8.5	A+++
	9	9	9	12	14	1.61	1.61	1.61	2.15	2.52	9.50 (3.0-11.0)	2.50 (0.30-3.45)	3.80	9.5	8.5	A+++
	9	9	12	12	12	1.57	1.57	2.12	2.12	2.12	9.50 (3.0-11.0)	2.50 (0.30-3.45)	3.80	9.5	8.5	A+++

Notes:
- •7: 7000 Btu/h/9: 9000 Btu/h/12: 12000 Btu/h/14: 14000 Btu/h/18: 18000 Btu/h/22: 22000 Btu/h/24: 24000 Btu/h models
- •The above specifications apply when connected with a wall-mounted unit.
- •2 or more indoor units should be connected.
- •Cooling capacity is determined based on 27°CDB/19°CWB (indoor temperature) and 35°CDB (outdoor temperature).
- •Pipe Length: 5 m, Height difference: 0 m (Outdoor unit to Indoor unit)
- •Total capacity of indoor units connected must be between 7.5 kW and 15.5 kW.
- *1: For Model 22, only wall-mounted indoor units are connectable.

5-unit Multi-split Combination Table–Heating

5-unit Multi-split heating

AOHG36KBTA5	Combination of Indoor Units					Unit 1 (kW)	Unit 2 (kW)	Unit 3 (kW)	Unit 4 (kW)	Unit 5 (kW)	Total Capacity (Min. - Max.) (kW)	Input Power (Min. - Max.) (kW)	COP	Pdesign (kW)	SCOP	Energy efficiency
2-unit connection	7	24	-	-	-	2.39	8.21	-	-	-	10.60 (3.5-12.0)	2.65 (0.25-3.25)	4.00	7.0	4.3	A+
	9	22	-	-	-	3.00	7.20	-	-	-	10.20 (3.5-12.0)	2.52 (0.25-3.25)	4.04	6.8	4.3	A+
	9	24	-	-	-	2.89	7.71	-	-	-	10.60 (3.5-12.0)	2.65 (0.25-3.25)	4.00	7.0	4.3	A+
	12	22	-	-	-	3.74	6.86	-	-	-	10.60 (3.5-12.0)	2.65 (0.25-3.25)	4.00	7.0	4.3	A+
	12	24	-	-	-	3.53	7.07	-	-	-	10.60 (3.5-12.0)	2.65 (0.25-3.25)	4.00	7.0	4.3	A+
	14	22	-	-	-	4.12	6.48	-	-	-	10.60 (3.5-12.0)	2.65 (0.25-3.25)	4.00	7.0	4.3	A+
	14	24	-	-	-	3.91	6.69	-	-	-	10.60 (3.5-12.0)	2.65 (0.25-3.25)	4.00	7.0	4.3	A+
	18	18	-	-	-	5.30	5.30	-	-	-	10.60 (3.5-12.0)	2.65 (0.25-3.25)	4.00	7.0	4.3	A+
	18	22	-	-	-	4.77	5.83	-	-	-	10.60 (3.5-12.0)	2.65 (0.25-3.25)	4.00	7.0	4.3	A+
	18	24	-	-	-	4.54	6.06	-	-	-	10.60 (3.5-12.0)	2.65 (0.25-3.25)	4.00	7.0	4.3	A+
	22	22	-	-	-	5.30	5.30	-	-	-	10.60 (3.5-12.0)	2.65 (0.25-3.25)	4.00	7.0	4.3	A+
	22	24	-	-	-	5.07	5.53	-	-	-	10.60 (3.5-12.0)	2.65 (0.25-3.25)	4.00	7.0	4.3	A+
	24	24	-	-	-	5.30	5.30	-	-	-	10.60 (3.5-12.0)	2.65 (0.25-3.25)	4.00	7.0	4.3	A+
3-unit connection	7	7	14	-	-	2.40	2.40	4.80	-	-	9.60 (3.5-11.2)	2.25 (0.25-2.87)	4.26	6.5	4.5	A+
	7	7	18	-	-	2.32	2.32	5.96	-	-	10.60 (3.5-12.0)	2.54 (0.25-3.25)	4.18	7.0	4.4	A+
	7	7	22	-	-	2.06	2.06	6.48	-	-	10.60 (3.5-12.0)	2.54 (0.25-3.25)	4.18	7.0	4.4	A+
	7	7	24	-	-	1.95	1.95	6.70	-	-	10.60 (3.5-12.0)	2.54 (0.25-3.25)	4.18	7.0	4.4	A+
	7	9	12	-	-	2.40	3.00	4.20	-	-	9.60 (3.5-11.2)	2.25 (0.25-2.87)	4.26	6.5	4.5	A+
	7	9	14	-	-	2.40	3.00	4.80	-	-	10.20 (3.5-12.0)	2.42 (0.25-3.25)	4.21	6.8	4.4	A+
	7	9	18	-	-	2.18	2.81	5.61	-	-	10.60 (3.5-12.0)	2.54 (0.25-3.25)	4.18	7.0	4.4	A+
	7	9	22	-	-	1.95	2.51	6.14	-	-	10.60 (3.5-12.0)	2.54 (0.25-3.25)	4.18	7.0	4.4	A+
	7	9	24	-	-	1.85	2.39	6.36	-	-	10.60 (3.5-12.0)	2.54 (0.25-3.25)	4.18	7.0	4.4	A+
	7	12	12	-	-	2.40	4.10	4.10	-	-	10.60 (3.5-12.0)	2.54 (0.25-3.25)	4.18	7.0	4.4	A+
	7	12	14	-	-	2.25	3.85	4.50	-	-	10.60 (3.5-12.0)	2.54 (0.25-3.25)	4.18	7.0	4.4	A+
	7	12	18	-	-	2.00	3.44	5.16	-	-	10.60 (3.5-12.0)	2.54 (0.25-3.25)	4.18	7.0	4.4	A+
	7	12	22	-	-	1.81	3.10	5.69	-	-	10.60 (3.5-12.0)	2.54 (0.25-3.25)	4.18	7.0	4.4	A+
	7	12	24	-	-	1.72	2.96	5.92	-	-	10.60 (3.5-12.0)	2.54 (0.25-3.25)	4.18	7.0	4.4	A+
	7	14	14	-	-	2.12	4.24	4.24	-	-	10.60 (3.5-12.0)	2.54 (0.25-3.25)	4.18	7.0	4.4	A+
	7	14	18	-	-	1.90	3.81	4.89	-	-	10.60 (3.5-12.0)	2.54 (0.25-3.25)	4.18	7.0	4.4	A+
	7	14	22	-	-	1.73	3.45	5.42	-	-	10.60 (3.5-12.0)	2.54 (0.25-3.25)	4.18	7.0	4.4	A+
	7	14	24	-	-	1.65	3.30	5.65	-	-	10.60 (3.5-12.0)	2.54 (0.25-3.25)	4.18	7.0	4.4	A+
	7	18	18	-	-	1.72	4.44	4.44	-	-	10.60 (3.5-12.0)	2.54 (0.25-3.25)	4.18	7.0	4.4	A+
	7	18	22	-	-	1.58	4.06	4.96	-	-	10.60 (3.5-12.0)	2.54 (0.25-3.25)	4.18	7.0	4.4	A+
	7	18	24	-	-	1.51	3.89	5.20	-	-	10.60 (3.5-12.0)	2.54 (0.25-3.25)	4.18	7.0	4.4	A+
	9	9	9	-	-	3.00	3.00	3.00	-	-	9.00 (3.5-10.8)	2.09 (0.25-2.70)	4.31	6.0	4.5	A+
	9	9	12	-	-	3.00	3.00	4.20	-	-	10.20 (3.5-12.0)	2.42 (0.25-3.25)	4.21	6.8	4.4	A+
	9	9	14	-	-	2.98	2.98	4.64	-	-	10.60 (3.5-12.0)	2.54 (0.25-3.25)	4.18	7.0	4.4	A+
	9	9	18	-	-	2.65	2.65	5.30	-	-	10.60 (3.5-12.0)	2.54 (0.25-3.25)	4.18	7.0	4.4	A+
	9	9	22	-	-	2.39	2.39	5.82	-	-	10.60 (3.5-12.0)	2.54 (0.25-3.25)	4.18	7.0	4.4	A+
	9	9	24	-	-	2.27	2.27	6.06	-	-	10.60 (3.5-12.0)	2.54 (0.25-3.25)	4.18	7.0	4.4	A+
	9	12	12	-	-	2.90	3.85	3.85	-	-	10.60 (3.5-12.0)	2.54 (0.25-3.25)	4.18	7.0	4.4	A+
	9	12	14	-	-	2.73	3.63	4.24	-	-	10.60 (3.5-12.0)	2.54 (0.25-3.25)	4.18	7.0	4.4	A+
	9	12	18	-	-	2.45	3.26	4.89	-	-	10.60 (3.5-12.0)	2.54 (0.25-3.25)	4.18	7.0	4.4	A+
	9	12	22	-	-	2.22	2.96	5.42	-	-	10.60 (3.5-12.0)	2.54 (0.25-3.25)	4.18	7.0	4.4	A+
	9	12	24	-	-	2.12	2.83	5.65	-	-	10.60 (3.5-12.0)	2.54 (0.25-3.25)	4.18	7.0	4.4	A+
	9	14	14	-	-	2.58	4.01	4.01	-	-	10.60 (3.5-12.0)	2.54 (0.25-3.25)	4.18	7.0	4.4	A+
	9	14	18	-	-	2.33	3.62	4.65	-	-	10.60 (3.5-12.0)	2.54 (0.25-3.25)	4.18	7.0	4.4	A+
	9	14	22	-	-	2.12	3.30	5.18	-	-	10.60 (3.5-12.0)	2.54 (0.25-3.25)	4.18	7.0	4.4	A+
	9	14	24	-	-	2.03	3.16	5.41	-	-	10.60 (3.5-12.0)	2.54 (0.25-3.25)	4.18	7.0	4.4	A+
	9	18	18	-	-	2.12	4.24	4.24	-	-	10.60 (3.5-12.0)	2.54 (0.25-3.25)	4.18	7.0	4.4	A+
	9	18	22	-	-	1.95	3.89	4.76	-	-	10.60 (3.5-12.0)	2.54 (0.25-3.25)	4.18	7.0	4.4	A+
	9	18	24	-	-	1.87	3.74	4.99	-	-	10.60 (3.5-12.0)	2.54 (0.25-3.25)	4.18	7.0	4.4	A+
	12	12	12	-	-	3.53	3.53	3.53	-	-	10.60 (3.5-12.0)	2.54 (0.25-3.25)	4.18	7.0	4.4	A+
	12	12	14	-	-	3.35	3.35	3.90	-	-	10.60 (3.5-12.0)	2.54 (0.25-3.25)	4.18	7.0	4.4	A+
	12	12	18	-	-	3.03	3.03	4.54	-	-	10.60 (3.5-12.0)	2.54 (0.25-3.25)	4.18	7.0	4.4	A+
	12	12	22	-	-	2.77	2.77	5.06	-	-	10.60 (3.5-12.0)	2.54 (0.25-3.25)	4.18	7.0	4.4	A+
	12	12	24	-	-	2.65	2.65	5.30	-	-	10.60 (3.5-12.0)	2.54 (0.25-3.25)	4.18	7.0	4.4	A+
	12	14	14	-	-	3.18	3.71	3.71	-	-	10.60 (3.5-12.0)	2.54 (0.25-3.25)	4.18	7.0	4.4	A+
	12	14	18	-	-	2.89	3.37	4.34	-	-	10.60 (3.5-12.0)	2.54 (0.25-3.25)	4.18	7.0	4.4	A+
	12	14	22	-	-	2.65	3.09	4.86	-	-	10.60 (3.5-12.0)	2.54 (0.25-3.25)	4.18	7.0	4.4	A+
	12	14	24	-	-	2.54	2.97	5.09	-	-	10.60 (3.5-12.0)	2.54 (0.25-3.25)	4.18	7.0	4.4	A+
	12	18	18	-	-	2.64	3.98	3.98	-	-	10.60 (3.5-12.0)	2.54 (0.25-3.25)	4.18	7.0	4.4	A+
	12	18	22	-	-	2.45	3.67	4.48	-	-	10.60 (3.5-12.0)	2.54 (0.25-3.25)	4.18	7.0	4.4	A+
	12	18	24	-	-	2.36	3.53	4.71	-	-	10.60 (3.5-12.0)	2.54 (0.25-3.25)	4.18	7.0	4.4	A+
	14	14	14	-	-	3.53	3.53	3.53	-	-	10.60 (3.5-12.0)	2.54 (0.25-3.25)	4.18	7.0	4.4	A+
	14	14	18	-	-	3.23	3.23	4.14	-	-	10.60 (3.5-12.0)	2.54 (0.25-3.25)	4.18	7.0	4.4	A+
	14	14	22	-	-	2.97	2.97	4.66	-	-	10.60 (3.5-12.0)	2.54 (0.25-3.25)	4.18	7.0	4.4	A+
	14	14	24	-	-	2.85	2.85	4.90	-	-	10.60 (3.5-12.0)	2.54 (0.25-3.25)	4.18	7.0	4.4	A+
	14	18	18	-	-	2.96	3.82	3.82	-	-	10.60 (3.5-12.0)	2.54 (0.25-3.25)	4.18	7.0	4.4	A+
	18	18	18	-	-	3.53	3.53	3.53	-	-	10.60 (3.5-12.0)	2.54 (0.25-3.25)	4.18	7.0	4.4	A+
4-unit connection	7	7	7	7	-	2.40	2.40	2.40	2.40	-	9.60 (3.5-11.2)	2.17 (0.25-2.87)	4.42	6.5	4.6	A++
	7	7	7	9	-	2.40	2.40	2.40	3.00	-	10.20 (3.5-12.0)	2.33 (0.25-3.25)	4.37	6.8	4.5	A+
	7	7	7	12	-	2.25	2.25	2.25	3.85	-	10.60 (3.5-12.0)	2.44 (0.25-3.25)	4.34	7.0	4.5	A+
	7	7	7	14	-	2.12	2.12	2.12	4.24	-	10.60 (3.5-12.0)	2.44 (0.25-3.25)	4.34	7.0	4.5	A+
	7	7	7	18	-	1.90	1.90	1.90	4.90	-	10.60 (3.5-12.0)	2.44 (0.25-3.25)	4.34	7.0	4.5	A+
	7	7	7	22	-	1.73	1.73	1.73	5.41	-	10.60 (3.5-12.0)	2.44 (0.25-3.25)	4.34	7.0	4.5	A+
	7	7	7	24	-	1.65	1.65	1.65	5.65	-	10.60 (3.5-12.0)	2.44 (0.25-3.25)	4.34	7.0	4.5	A+
	7	7	9	9	-	2.32	2.32	2.98	2.98	-	10.60 (3.5-12.0)	2.44 (0.25-3.25)	4.34	7.0	4.5	A+
	7	7	9	12	-	2.12	2.12	2.73	3.63	-	10.60 (3.5-12.0)	2.44 (0.25-3.25)	4.34	7.0	4.5	A+
	7	7	9	14	-	2.01	2.01	2.57	4.01	-	10.60 (3.5-12.0)	2.44 (0.25-3.25)	4.34	7.0	4.5	A+
	7	7	9	18	-	1.81	1.81	2.33	4.65	-	10.60 (3.5-12.0)	2.44 (0.25-3.25)	4.34	7.0	4.5	A+
	7	7	9	22	-	1.65	1.65	2.12	5.18	-	10.60 (3.5-12.0)	2.44 (0.25-3.25)	4.34	7.0	4.5	A+
	7	7	9	24	-	1.58	1.58	2.03	5.41	-	10.60 (3.5-12.0)	2.44 (0.25-3.25)	4.34	7.0	4.5	A+
	7	7	12	12	-	1.95	1.95	3.35	3.35	-	10.60 (3.5-12.0)	2.44 (0.25-3.25)	4.34	7.0	4.5	A+
	7	7	12	14	-	1.86	1.86	3.17	3.71	-	10.60 (3.5-12.0)	2.44 (0.25-3.25)	4.34	7.0	4.5	A+
	7	7	12	18	-	1.69	1.69	2.88	4.34	-	10.60 (3.5-12.0)	2.44 (0.25-3.25)	4.34	7.0	4.5	A+
	7	7	12	22	-	1.55	1.55	2.64	4.86	-	10.60 (3.5-12.0)	2.44 (0.25-3.25)	4.34	7.0	4.5	A+
	7	7	12	24	-	1.48	1.48	2.54	5.10	-	10.60 (3.5-12.0)	2.44 (0.25-3.25)	4.34	7.0	4.5	A+
	7	7	14	14	-	1.77	1.77	3.53	3.53	-	10.60 (3.5-12.0)	2.44 (0.25-3.25)	4.34	7.0	4.5	A+
	7	7	14	18	-	1.61	1.61	3.23	4.15	-	10.60 (3.5-12.0)	2.44 (0.25-3.25)	4.34	7.0	4.5	A+
	7	7	14	22	-	1.48	1.48	2.97	4.67	-	10.60 (3.5-12.0)	2.44 (0.25-3.25)	4.34	7.0	4.5	A+
	7	7	14	24	-	1.43	1.43	2.85	4.89	-	10.60 (3.5-12.0)	2.44 (0.25-3.25)	4.34	7.0	4.5	A+
	7	7	18	18	-	1.48	1.48	3.82	3.82	-	10.60 (3.5-12.0)	2.44 (0.25-3.25)	4.34	7.0	4.5	A+
	7	9	9	9	-	2.17	2.81	2.81	2.81	-	10.60 (3.5-12.0)	2.44 (0.25-3.25)	4.34	7.0	4.5	A+
	7	9	9	12	-	2.00	2.58	2.58	3.44	-	10.60 (3.5-12.0)	2.44 (0.25-3.25)	4.34	7.0	4.5	A+
	7	9	9	14	-	1.89	2.45	2.45	3.81	-	10.60 (3.5-12.0)	2.44 (0.25-3.25)	4.34	7.0	4.5	A+
	7	9	9	18	-	1.72	2.22	2.22	4.44	-	10.60 (3.5-12.0)	2.44 (0.25-3.25)	4.34	7.0	4.5	A+
	7	9	9	22	-	1.58	2.03	2.03	4.96	-	10.60 (3.5-12.0)	2.44 (0.25-3.25)	4.34	7.0	4.5	A+
	7	9	9	24	-	1.51	1.95	1.95	5.19	-	10.60 (3.5-12.0)	2.44 (0.25-3.25)	4.34	7.0	4.5	A+
	7	9	12	12	-	1.85	2.39	3.18	3.18	-	10.60 (3.5-12.0)	2.44 (0.25-3.25)	4.34	7.0	4.5	A+
	7	9	12	14	-	1.77	2.27	3.03	3.53	-	10.60 (3.5-12.0)	2.44 (0.25-3.25)	4.34	7.0	4.5	A+
	7	9	12	18	-	1.61	2.07	2.77	4.15	-	10.60 (3.5-12.0)	2.44 (0.25-3.25)	4.34	7.0	4.5	A+
	7	9	12	22	-	1.48	1.91	2.54	4.67	-	10.60 (3.5-12.0)	2.44 (0.25-3.25)	4.34	7.0	4.5	A+
	7	9	12	24	-	1.43	1.83	2.45	4.89	-	10.60 (3.5-12.0)	2.44 (0.25-3.25)	4.34	7.0	4.5	A+
	7	9	14	14	-	1.69	2.17	3.37	3.37	-	10.60 (3.5-12.0)	2.44 (0.25-3.25)	4.34	7.0	4.5	A+
	7	9	14	18	-	1.54	1.99	3.09	3.98	-	10.60 (3.5-12.0)	2.44 (0.25-3.25)	4.34	7.0	4.5	A+
	7	9	14	22	-	1.43	1.83	2.85	4.49	-	10.60 (3.5-12.0)	2.44 (0.25-3.25)	4.34	7.0	4.5	A+
	7	9	14	24	-	1.37	1.77	2.75	4.71	-	10.60 (3.5-12.0)	2.44 (0.25-3.25)	4.34	7.0	4.5	A+
	7	9	18	18	-	1.43	1.83	3.67	3.67	-	10.60 (3.5-12.0)	2.44 (0.25-3.25)	4.34	7.0	4.5	A+
	7	12	12	12	-	1.72	2.96	2.96	2.96	-	10.60 (3.5-12.0)	2.44 (0.25-3.25)	4.34	7.0	4.5	A+
	7	12	12	14	-	1.64	2.83	2.83	3.30	-	10.60 (3.5-12.0)	2.44 (0.25-3.25)	4.34	7.0	4.5	A+
	7	12	12	18	-	1.51	2.60	2.60	3.89	-	10.60 (3.5-12.0)	2.44 (0.25-3.25)	4.34	7.0	4.5	A+
	7	12	14	14	-	1.57	2.71	3.16	3.16	-	10.60 (3.5-12.0)	2.44 (0.25-3.25)	4.34	7.0	4.5	A+
	7	12	14	18	-	1.45	2.49	2.91	3.75	-	10.60 (3.5-12.0)	2.44 (0.25-3.25)	4.34	7.0	4.5	A+
	7	14	14	14	-	1.51	3.03	3.03	3.03	-	10.60 (3.5-12.0)	2.44 (0.25-3.25)	4.34	7.0	4.5	A+

5-unit Multi-split heating

AOHG36KBTA5	Combination of Indoor Units					Unit 1 (kW)	Unit 2 (kW)	Unit 3 (kW)	Unit 4 (kW)	Unit 5 (kW)	Total Capacity (Min. - Max.) (kW)	Input Power (Min. - Max.) (kW)	COP	Pdesign (kW)	SCOP	Energy efficiency
4-unit connection	7	14	14	18	-	1.40	2.80	2.80	3.60	-	10.60 (3.5-12.0)	2.44 (0.25-3.25)	4.34	7.0	4.5	A+
	9	9	9	9	-	2.65	2.65	2.65	2.65	-	10.60 (3.5-12.0)	2.44 (0.25-3.25)	4.34	7.0	4.5	A+
	9	9	9	12	-	2.45	2.45	2.45	3.25	-	10.60 (3.5-12.0)	2.44 (0.25-3.25)	4.34	7.0	4.5	A+
	9	9	9	14	-	2.33	2.33	2.33	3.61	-	10.60 (3.5-12.0)	2.44 (0.25-3.25)	4.34	7.0	4.5	A+
	9	9	9	18	-	2.12	2.12	2.12	4.24	-	10.60 (3.5-12.0)	2.44 (0.25-3.25)	4.34	7.0	4.5	A+
	9	9	9	22	-	1.95	1.95	1.95	4.75	-	10.60 (3.5-12.0)	2.44 (0.25-3.25)	4.34	7.0	4.5	A+
	9	9	9	24	-	1.87	1.87	1.87	4.99	-	10.60 (3.5-12.0)	2.44 (0.25-3.25)	4.34	7.0	4.5	A+
	9	9	12	12	-	2.27	2.27	3.03	3.03	-	10.60 (3.5-12.0)	2.44 (0.25-3.25)	4.34	7.0	4.5	A+
	9	9	12	14	-	2.17	2.17	2.89	3.37	-	10.60 (3.5-12.0)	2.44 (0.25-3.25)	4.34	7.0	4.5	A+
	9	9	12	18	-	1.99	1.99	2.64	3.98	-	10.60 (3.5-12.0)	2.44 (0.25-3.25)	4.34	7.0	4.5	A+
	9	9	12	22	-	1.83	1.83	2.45	4.49	-	10.60 (3.5-12.0)	2.44 (0.25-3.25)	4.34	7.0	4.5	A+
	9	9	12	24	-	1.77	1.77	2.35	4.71	-	10.60 (3.5-12.0)	2.44 (0.25-3.25)	4.34	7.0	4.5	A+
	9	9	14	14	-	2.07	2.07	3.23	3.23	-	10.60 (3.5-12.0)	2.44 (0.25-3.25)	4.34	7.0	4.5	A+
	9	9	14	18	-	1.91	1.91	2.96	3.82	-	10.60 (3.5-12.0)	2.44 (0.25-3.25)	4.34	7.0	4.5	A+
	9	9	18	18	-	1.77	1.77	3.53	3.53	-	10.60 (3.5-12.0)	2.44 (0.25-3.25)	4.34	7.0	4.5	A+
	9	12	12	12	-	2.11	2.83	2.83	2.83	-	10.60 (3.5-12.0)	2.44 (0.25-3.25)	4.34	7.0	4.5	A+
	9	12	12	14	-	2.02	2.71	2.71	3.16	-	10.60 (3.5-12.0)	2.44 (0.25-3.25)	4.34	7.0	4.5	A+
	9	12	12	18	-	1.87	2.49	2.49	3.75	-	10.60 (3.5-12.0)	2.44 (0.25-3.25)	4.34	7.0	4.5	A+
	9	12	14	14	-	1.94	2.60	3.03	3.03	-	10.60 (3.5-12.0)	2.44 (0.25-3.25)	4.34	7.0	4.5	A+
	9	12	14	18	-	1.80	2.40	2.80	3.60	-	10.60 (3.5-12.0)	2.44 (0.25-3.25)	4.34	7.0	4.5	A+
	9	14	14	14	-	1.87	2.91	2.91	2.91	-	10.60 (3.5-12.0)	2.44 (0.25-3.25)	4.34	7.0	4.5	A+
	12	12	12	12	-	2.65	2.65	2.65	2.65	-	10.60 (3.5-12.0)	2.44 (0.25-3.25)	4.34	7.0	4.5	A+
	12	12	12	14	-	2.54	2.54	2.54	2.98	-	10.60 (3.5-12.0)	2.44 (0.25-3.25)	4.34	7.0	4.5	A+
	12	12	12	18	-	2.36	2.36	2.36	3.52	-	10.60 (3.5-12.0)	2.44 (0.25-3.25)	4.34	7.0	4.5	A+
	12	12	14	14	-	2.45	2.45	2.85	2.85	-	10.60 (3.5-12.0)	2.44 (0.25-3.25)	4.34	7.0	4.5	A+
	12	14	14	14	-	2.35	2.75	2.75	2.75	-	10.60 (3.5-12.0)	2.44 (0.25-3.25)	4.34	7.0	4.5	A+
5-unit connection	7	7	7	7	7	2.12	2.12	2.12	2.12	2.12	10.60 (3.5-12.0)	2.36 (0.25-3.25)	4.50	7.0	4.6	A++
	7	7	7	7	9	2.01	2.01	2.01	2.01	2.56	10.60 (3.5-12.0)	2.36 (0.25-3.25)	4.50	7.0	4.6	A++
	7	7	7	7	12	1.86	1.86	1.86	1.86	3.16	10.60 (3.5-12.0)	2.36 (0.25-3.25)	4.50	7.0	4.6	A++
	7	7	7	7	14	1.77	1.77	1.77	1.77	3.52	10.60 (3.5-12.0)	2.36 (0.25-3.25)	4.50	7.0	4.6	A++
	7	7	7	7	18	1.61	1.61	1.61	1.61	4.16	10.60 (3.5-12.0)	2.36 (0.25-3.25)	4.50	7.0	4.6	A++
	7	7	7	7	22 *1	1.48	1.48	1.48	1.48	4.68	10.60 (3.5-12.0)	2.36 (0.25-3.25)	4.50	7.0	4.6	A++
	7	7	7	7	24	1.43	1.43	1.43	1.43	4.88	10.60 (3.5-12.0)	2.36 (0.25-3.25)	4.50	7.0	4.6	A++
	7	7	7	9	9	1.90	1.90	1.90	2.45	2.45	10.60 (3.5-12.0)	2.36 (0.25-3.25)	4.50	7.0	4.6	A++
	7	7	7	9	12	1.77	1.77	1.77	2.26	3.03	10.60 (3.5-12.0)	2.36 (0.25-3.25)	4.50	7.0	4.6	A++
	7	7	7	9	14	1.69	1.69	1.69	2.16	3.37	10.60 (3.5-12.0)	2.36 (0.25-3.25)	4.50	7.0	4.6	A++
	7	7	7	9	18	1.55	1.55	1.55	1.99	3.96	10.60 (3.5-12.0)	2.36 (0.25-3.25)	4.50	7.0	4.6	A++
	7	7	7	9	22 *1	1.43	1.43	1.43	1.83	4.48	10.60 (3.5-12.0)	2.36 (0.25-3.25)	4.50	7.0	4.6	A++
	7	7	7	9	24	1.37	1.37	1.37	1.77	4.72	10.60 (3.5-12.0)	2.36 (0.25-3.25)	4.50	7.0	4.6	A++
	7	7	7	12	12	1.64	1.64	1.64	2.84	2.84	10.60 (3.5-12.0)	2.36 (0.25-3.25)	4.50	7.0	4.6	A++
	7	7	7	12	14	1.58	1.58	1.58	2.70	3.16	10.60 (3.5-12.0)	2.36 (0.25-3.25)	4.50	7.0	4.6	A++
	7	7	7	12	18	1.45	1.45	1.45	2.49	3.76	10.60 (3.5-12.0)	2.36 (0.25-3.25)	4.50	7.0	4.6	A++
	7	7	7	14	14	1.52	1.52	1.52	3.02	3.02	10.60 (3.5-12.0)	2.36 (0.25-3.25)	4.50	7.0	4.6	A++
	7	7	7	14	18	1.40	1.40	1.40	2.80	3.60	10.60 (3.5-12.0)	2.36 (0.25-3.25)	4.50	7.0	4.6	A++
	7	7	9	9	9	1.82	1.82	2.32	2.32	2.32	10.60 (3.5-12.0)	2.36 (0.25-3.25)	4.50	7.0	4.6	A++
	7	7	9	9	12	1.69	1.69	2.17	2.17	2.88	10.60 (3.5-12.0)	2.36 (0.25-3.25)	4.50	7.0	4.6	A++
	7	7	9	9	14	1.61	1.61	2.07	2.07	3.24	10.60 (3.5-12.0)	2.36 (0.25-3.25)	4.50	7.0	4.6	A++
	7	7	9	9	18	1.48	1.48	1.91	1.91	3.82	10.60 (3.5-12.0)	2.36 (0.25-3.25)	4.50	7.0	4.6	A++
	7	7	9	9	22 *1	1.37	1.37	1.77	1.77	4.32	10.60 (3.5-12.0)	2.36 (0.25-3.25)	4.50	7.0	4.6	A++
	7	7	9	12	12	1.58	1.58	2.02	2.71	2.71	10.60 (3.5-12.0)	2.36 (0.25-3.25)	4.50	7.0	4.6	A++
	7	7	9	12	14	1.51	1.51	1.95	2.60	3.03	10.60 (3.5-12.0)	2.36 (0.25-3.25)	4.50	7.0	4.6	A++
	7	7	9	12	18	1.40	1.40	1.80	2.40	3.60	10.60 (3.5-12.0)	2.36 (0.25-3.25)	4.50	7.0	4.6	A++
	7	7	9	14	14	1.45	1.45	1.88	2.91	2.91	10.60 (3.5-12.0)	2.36 (0.25-3.25)	4.50	7.0	4.6	A++
	7	7	12	12	12	1.49	1.49	2.54	2.54	2.54	10.60 (3.5-12.0)	2.36 (0.25-3.25)	4.50	7.0	4.6	A++
	7	7	12	12	14	1.43	1.43	2.45	2.45	2.84	10.60 (3.5-12.0)	2.36 (0.25-3.25)	4.50	7.0	4.6	A++
	7	7	12	14	14	1.37	1.37	2.36	2.75	2.75	10.60 (3.5-12.0)	2.36 (0.25-3.25)	4.50	7.0	4.6	A++
	7	9	9	9	9	1.72	2.22	2.22	2.22	2.22	10.60 (3.5-12.0)	2.36 (0.25-3.25)	4.50	7.0	4.6	A++
	7	9	9	9	12	1.61	2.07	2.07	2.07	2.78	10.60 (3.5-12.0)	2.36 (0.25-3.25)	4.50	7.0	4.6	A++
	7	9	9	9	14	1.54	1.99	1.99	1.99	3.09	10.60 (3.5-12.0)	2.36 (0.25-3.25)	4.50	7.0	4.6	A++
	7	9	9	9	18	1.43	1.83	1.83	1.83	3.68	10.60 (3.5-12.0)	2.36 (0.25-3.25)	4.50	7.0	4.6	A++
	7	9	9	12	12	1.50	1.95	1.95	2.60	2.60	10.60 (3.5-12.0)	2.36 (0.25-3.25)	4.50	7.0	4.6	A++
	7	9	9	12	14	1.45	1.87	1.87	2.49	2.92	10.60 (3.5-12.0)	2.36 (0.25-3.25)	4.50	7.0	4.6	A++
	7	9	9	14	14	1.40	1.80	1.80	2.80	2.80	10.60 (3.5-12.0)	2.36 (0.25-3.25)	4.50	7.0	4.6	A++
	7	9	12	12	12	1.42	1.83	2.45	2.45	2.45	10.60 (3.5-12.0)	2.36 (0.25-3.25)	4.50	7.0	4.6	A++
	7	9	12	12	14	1.36	1.77	2.36	2.36	2.75	10.60 (3.5-12.0)	2.36 (0.25-3.25)	4.50	7.0	4.6	A++
	9	9	9	9	9	2.12	2.12	2.12	2.12	2.12	10.60 (3.5-12.0)	2.36 (0.25-3.25)	4.50	7.0	4.6	A++
	9	9	9	9	12	1.99	1.99	1.99	1.99	2.64	10.60 (3.5-12.0)	2.36 (0.25-3.25)	4.50	7.0	4.6	A++
	9	9	9	9	14	1.91	1.91	1.91	1.91	2.96	10.60 (3.5-12.0)	2.36 (0.25-3.25)	4.50	7.0	4.6	A++
	9	9	9	9	18	1.77	1.77	1.77	1.77	3.52	10.60 (3.5-12.0)	2.36 (0.25-3.25)	4.50	7.0	4.6	A++
	9	9	9	12	12	1.88	1.88	1.88	2.48	2.48	10.60 (3.5-12.0)	2.36 (0.25-3.25)	4.50	7.0	4.6	A++
	9	9	9	12	14	1.80	1.80	1.80	2.40	2.80	10.60 (3.5-12.0)	2.36 (0.25-3.25)	4.50	7.0	4.6	A++
	9	9	12	12	12	1.76	1.76	2.36	2.36	2.36	10.60 (3.5-12.0)	2.36 (0.25-3.25)	4.50	7.0	4.6	A++

Notes: •7: 7000 Btu/h/9: 9000 Btu/h/12: 12000 Btu/h/14: 14000 Btu/h/18: 18000 Btu/h/22: 22000 Btu/h/24: 24000 Btu/h models
•The above specifications apply when connected with a wall-mounted unit.
•2 or more indoor units should be connected.
•Heating capacity is determined based on 20°CDB (indoor temperature) and 7°CDB/6°CWB (outdoor temperature).
•Pipe Length: 5 m, Height difference: 0 m (Outdoor unit to Indoor unit)
•Total capacity of indoor units connected must be between 7.5 kW and 15.5 kW.
*1: For Model 22, only wall-mounted indoor units are connectable.

REFRIGERANT R410A

5-unit Multi-split Combination Table-Cooling

5-unit Multi-split cooling

AOHG36LBLA5	Combination of indoor unit					Cooling Operation							
						Cooling Capacity						Input Power (Min.-Max.)	EER (W/W)
						Unit 1	Unit 2	Unit 3	Unit 4	Unit 5	Total (Min.-Max.)		
	Unit 1	Unit 2	Unit 3	Unit 4	Unit 5	kW	kW	kW	kW	kW	kW	kW	
2-unit connection	7	24	-	-	-	2.00	7.00	-	-	-	9.0 (3.5-11.1)	2.31 (0.8-3.29)	3.89
	9	24	-	-	-	2.50	7.00	-	-	-	9.5 (3.5-11.8)	2.53 (0.8-3.59)	3.75
	12	24	-	-	-	3.33	6.67	-	-	-	10.0 (3.5-12.5)	2.81 (0.8-3.88)	3.56
	14	24	-	-	-	3.68	6.32	-	-	-	10.0 (3.5-12.5)	2.81 (0.8-3.88)	3.56
	18	18	-	-	-	5.00	5.00	-	-	-	10.0 (3.5-12.5)	2.81 (0.8-3.88)	3.56
	18	24	-	-	-	4.29	5.71	-	-	-	10.0 (3.5-12.5)	2.79 (0.8-3.88)	3.58
	24	24	-	-	-	5.00	5.00	-	-	-	10.0 (3.5-12.5)	2.78 (0.8-3.88)	3.60
3-unit connection	7	7	14	-	-	2.00	2.00	4.00	-	-	8.0 (3.5-10.0)	1.90 (0.8-2.85)	4.21
	7	7	18	-	-	2.00	2.00	5.00	-	-	9.0 (3.5-11.4)	2.32 (0.8-3.44)	3.88
	7	7	24	-	-	1.84	1.84	6.32	-	-	10.0 (3.5-12.5)	2.81 (0.8-3.88)	3.56
	7	9	12	-	-	2.00	2.50	3.50	-	-	8.0 (3.5-10.0)	1.90 (0.8-2.85)	4.21
	7	9	14	-	-	2.00	2.50	4.00	-	-	8.5 (3.5-10.7)	2.10 (0.8-3.15)	4.05
	7	9	18	-	-	2.00	2.50	5.00	-	-	9.5 (3.5-12.1)	2.55 (0.8-3.74)	3.72
	7	9	24	-	-	1.75	2.25	6.00	-	-	10.0 (3.5-12.5)	2.80 (0.8-3.88)	3.57
	7	12	12	-	-	2.00	3.50	3.50	-	-	9.0 (3.5-11.1)	2.27 (0.8-3.29)	3.97
	7	12	14	-	-	2.00	3.50	4.00	-	-	9.5 (3.5-11.8)	2.50 (0.8-3.59)	3.80
	7	12	18	-	-	1.89	3.24	4.87	-	-	10.0 (3.5-12.5)	2.81 (0.8-3.88)	3.56
	7	12	24	-	-	1.63	2.79	5.58	-	-	10.0 (3.5-12.5)	2.79 (0.8-3.88)	3.59
	7	14	14	-	-	2.00	4.00	4.00	-	-	10.0 (3.5-12.5)	2.81 (0.8-3.88)	3.56
	7	14	18	-	-	1.79	3.59	4.62	-	-	10.0 (3.5-12.5)	2.80 (0.8-3.88)	3.57
	7	14	24	-	-	1.56	3.11	5.33	-	-	10.0 (3.5-12.5)	2.78 (0.8-3.88)	3.60
	7	18	18	-	-	1.62	4.19	4.19	-	-	10.0 (3.5-12.5)	2.79 (0.8-3.88)	3.59
	7	18	24	-	-	1.43	3.67	4.90	-	-	10.0 (3.5-12.5)	2.77 (0.8-3.88)	3.61
	9	9	9	-	-	2.50	2.50	2.50	-	-	7.5 (3.5-9.6)	1.74 (0.8-2.70)	4.30
	9	9	12	-	-	2.50	2.50	3.50	-	-	8.5 (3.5-10.7)	2.10 (0.8-3.15)	4.05
	9	9	14	-	-	2.50	2.50	4.00	-	-	9.0 (3.5-11.4)	2.32 (0.8-3.44)	3.88
	9	9	18	-	-	2.50	2.50	5.00	-	-	10.0 (3.5-12.5)	2.81 (0.8-3.88)	3.56
	9	9	24	-	-	2.14	2.14	5.72	-	-	10.0 (3.5-12.5)	2.79 (0.8-3.88)	3.58
	9	12	12	-	-	2.50	3.50	3.50	-	-	9.5 (3.5-11.8)	2.50 (0.8-3.59)	3.80
	9	12	14	-	-	2.50	3.50	4.00	-	-	10.0 (3.5-12.5)	2.81 (0.8-3.88)	3.56
	9	12	18	-	-	2.31	3.08	4.61	-	-	10.0 (3.5-12.5)	2.80 (0.8-3.88)	3.57
	9	12	24	-	-	2.00	2.67	5.33	-	-	10.0 (3.5-12.5)	2.78 (0.8-3.88)	3.60
	9	14	14	-	-	2.44	3.78	3.78	-	-	10.0 (3.5-12.5)	2.81 (0.8-3.88)	3.56
	9	14	18	-	-	2.20	3.41	4.39	-	-	10.0 (3.5-12.5)	2.79 (0.8-3.88)	3.58
	9	14	24	-	-	1.91	2.98	5.11	-	-	10.0 (3.5-12.5)	2.78 (0.8-3.88)	3.60
	9	18	18	-	-	2.00	4.00	4.00	-	-	10.0 (3.5-12.5)	2.78 (0.8-3.88)	3.60
	9	18	24	-	-	1.76	3.53	4.71	-	-	10.0 (3.5-12.5)	2.76 (0.8-3.88)	3.62
	12	12	12	-	-	3.33	3.33	3.33	-	-	10.0 (3.5-12.5)	2.81 (0.8-3.88)	3.56
	12	12	14	-	-	3.16	3.16	3.68	-	-	10.0 (3.5-12.5)	2.81 (0.8-3.88)	3.56
	12	12	18	-	-	2.86	2.86	4.28	-	-	10.0 (3.5-12.5)	2.79 (0.8-3.88)	3.58
	12	12	24	-	-	2.50	2.50	5.00	-	-	10.0 (3.5-12.5)	2.77 (0.8-3.88)	3.61
	12	14	14	-	-	3.00	3.50	3.50	-	-	10.0 (3.5-12.5)	2.80 (0.8-3.88)	3.57
	12	14	18	-	-	2.73	3.18	4.09	-	-	10.0 (3.5-12.5)	2.79 (0.8-3.88)	3.59
	12	14	24	-	-	2.40	2.80	4.80	-	-	10.0 (3.5-12.5)	2.76 (0.8-3.88)	3.62
	12	18	18	-	-	2.50	3.75	3.75	-	-	10.0 (3.5-12.5)	2.77 (0.8-3.88)	3.61
	12	18	24	-	-	2.22	3.33	4.45	-	-	10.0 (3.5-12.5)	2.75 (0.8-3.88)	3.64
	14	14	14	-	-	3.33	3.33	3.33	-	-	10.0 (3.5-12.5)	2.79 (0.8-3.88)	3.58
	14	14	18	-	-	3.04	3.04	3.92	-	-	10.0 (3.5-12.5)	2.78 (0.8-3.88)	3.60
	14	14	24	-	-	2.69	2.69	4.62	-	-	10.0 (3.5-12.5)	2.75 (0.8-3.88)	3.63
	14	18	18	-	-	2.80	3.60	3.60	-	-	10.0 (3.5-12.5)	2.76 (0.8-3.88)	3.62
	18	18	18	-	-	3.33	3.33	3.33	-	-	10.0 (3.5-12.5)	2.75 (0.8-3.88)	3.64
4-unit connection	7	7	7	7	-	2.00	2.00	2.00	2.00	-	8.0 (3.5-10.0)	1.84 (0.8-2.85)	4.34
	7	7	7	9	-	2.00	2.00	2.00	2.50	-	8.5 (3.5-10.7)	2.00 (0.8-3.15)	4.25
	7	7	7	12	-	2.00	2.00	2.00	3.50	-	9.5 (3.5-11.8)	2.32 (0.8-3.59)	4.10
	7	7	7	14	-	2.00	2.00	2.00	4.00	-	10.0 (3.5-12.5)	2.50 (0.8-3.88)	4.00
	7	7	7	18	-	1.79	1.79	1.79	4.63	-	10.0 (3.5-12.5)	2.49 (0.8-3.88)	4.01
	7	7	7	24	-	1.56	1.56	1.56	5.32	-	10.0 (3.5-12.5)	2.47 (0.8-3.88)	4.05
	7	7	9	9	-	2.00	2.00	2.50	2.50	-	9.0 (3.5-11.4)	2.17 (0.8-3.44)	4.15
	7	7	9	12	-	2.00	2.00	2.50	3.50	-	10.0 (3.5-12.5)	2.50 (0.8-3.88)	4.00
	7	7	9	14	-	1.89	1.89	2.43	3.79	-	10.0 (3.5-12.5)	2.50 (0.8-3.88)	4.00
	7	7	9	18	-	1.71	1.71	2.20	4.38	-	10.0 (3.5-12.5)	2.49 (0.8-3.88)	4.02
	7	7	9	24	-	1.49	1.49	1.91	5.11	-	10.0 (3.5-12.5)	2.46 (0.8-3.88)	4.06
	7	7	12	12	-	1.84	1.84	3.16	3.16	-	10.0 (3.5-12.5)	2.49 (0.8-3.88)	4.01
	7	7	12	14	-	1.75	1.75	3.00	3.50	-	10.0 (3.5-12.5)	2.49 (0.8-3.88)	4.02
	7	7	12	18	-	1.59	1.59	2.73	4.09	-	10.0 (3.5-12.5)	2.48 (0.8-3.88)	4.04
	7	7	12	24	-	1.40	1.40	2.40	4.80	-	10.0 (3.5-12.5)	2.46 (0.8-3.88)	4.07
	7	7	14	14	-	1.67	1.67	3.33	3.33	-	10.0 (3.5-12.5)	2.48 (0.8-3.88)	4.03
	7	7	14	18	-	1.52	1.52	3.04	3.92	-	10.0 (3.5-12.5)	2.47 (0.8-3.88)	4.05
	7	7	14	24	-	1.35	1.35	2.69	4.61	-	10.0 (3.5-12.5)	2.45 (0.8-3.88)	4.08
	7	7	18	18	-	1.40	1.40	3.60	3.60	-	10.0 (3.5-12.5)	2.46 (0.8-3.88)	4.07
	7	9	9	9	-	2.00	2.50	2.50	2.50	-	9.5 (3.5-12.1)	2.35 (0.8-3.74)	4.05
	7	9	9	12	-	1.89	2.43	2.43	3.25	-	10.0 (3.5-12.5)	2.50 (0.8-3.88)	4.00
	7	9	9	14	-	1.79	2.31	2.31	3.59	-	10.0 (3.5-12.5)	2.49 (0.8-3.88)	4.01
	7	9	9	18	-	1.63	2.09	2.09	4.19	-	10.0 (3.5-12.5)	2.48 (0.8-3.88)	4.03
	7	9	9	24	-	1.43	1.84	1.84	4.89	-	10.0 (3.5-12.5)	2.46 (0.8-3.88)	4.07
	7	9	12	12	-	1.75	2.25	3.00	3.00	-	10.0 (3.5-12.5)	2.49 (0.8-3.88)	4.02
	7	9	12	14	-	1.67	2.14	2.86	3.33	-	10.0 (3.5-12.5)	2.48 (0.8-3.88)	4.03
	7	9	12	18	-	1.52	1.96	2.61	3.91	-	10.0 (3.5-12.5)	2.47 (0.8-3.88)	4.05
	7	9	12	24	-	1.35	1.73	2.31	4.61	-	10.0 (3.5-12.5)	2.45 (0.8-3.88)	4.08
	7	9	14	14	-	1.59	2.05	3.18	3.18	-	10.0 (3.5-12.5)	2.48 (0.8-3.88)	4.04
	7	9	14	18	-	1.46	1.88	2.92	3.74	-	10.0 (3.5-12.5)	2.46 (0.8-3.88)	4.06
	7	9	14	24	-	1.30	1.67	2.59	4.44	-	10.0 (3.5-12.5)	2.44 (0.8-3.88)	4.10
	7	9	18	18	-	1.35	1.73	3.46	3.46	-	10.0 (3.5-12.5)	2.45 (0.8-3.88)	4.08
	7	12	12	12	-	1.63	2.79	2.79	2.79	-	10.0 (3.5-12.5)	2.48 (0.8-3.88)	4.03
	7	12	12	14	-	1.56	2.67	2.67	3.10	-	10.0 (3.5-12.5)	2.47 (0.8-3.88)	4.05
	7	12	12	18	-	1.43	2.45	2.45	3.67	-	10.0 (3.5-12.5)	2.46 (0.8-3.88)	4.07
	7	12	14	14	-	1.49	2.55	2.98	2.98	-	10.0 (3.5-12.5)	2.46 (0.8-3.88)	4.06
	7	12	14	18	-	1.37	2.35	2.75	3.53	-	10.0 (3.5-12.5)	2.45 (0.8-3.88)	4.08
	7	14	14	14	-	1.42	2.86	2.86	2.86	-	10.0 (3.5-12.5)	2.46 (0.8-3.88)	4.07
	7	14	14	18	-	1.32	2.64	2.64	3.40	-	10.0 (3.5-12.5)	2.44 (0.8-3.88)	4.09

AOHG36LBLA5	Combination of indoor unit					Cooling Operation							
						Cooling Capacity						Input Power (Min.-Max.)	EER (W/W)
						Unit 1	Unit 2	Unit 3	Unit 4	Unit 5	Total (Min.-Max.)		
	Unit 1	Unit 2	Unit 3	Unit 4	Unit 5	kW	kW	kW	kW	kW	kW	kW	
4-unit connection	9	9	9	9	-	2.50	2.50	2.50	2.50	-	10.0 (3.5-12.5)	2.50 (0.8-3.88)	4.00
	9	9	9	12	-	2.31	2.31	2.31	3.07	-	10.0 (3.5-12.5)	2.49 (0.8-3.88)	4.01
	9	9	9	14	-	2.20	2.20	2.20	3.40	-	10.0 (3.5-12.5)	2.49 (0.8-3.88)	4.02
	9	9	9	18	-	2.00	2.00	2.00	4.00	-	10.0 (3.5-12.5)	2.47 (0.8-3.88)	4.05
	9	9	9	24	-	1.76	1.76	1.76	4.72	-	10.0 (3.5-12.5)	2.45 (0.8-3.88)	4.08
	9	9	12	12	-	2.14	2.14	2.86	2.86	-	10.0 (3.5-12.5)	2.48 (0.8-3.88)	4.03
	9	9	12	14	-	2.05	2.05	2.73	3.17	-	10.0 (3.5-12.5)	2.48 (0.8-3.88)	4.04
	9	9	12	18	-	1.88	1.88	2.50	3.74	-	10.0 (3.5-12.5)	2.46 (0.8-3.88)	4.06
	9	9	12	24	-	1.67	1.67	2.22	4.44	-	10.0 (3.5-12.5)	2.44 (0.8-3.88)	4.10
	9	9	14	14	-	1.96	1.96	3.04	3.04	-	10.0 (3.5-12.5)	2.47 (0.8-3.88)	4.05
	9	9	14	18	-	1.80	1.80	2.80	3.60	-	10.0 (3.5-12.5)	2.46 (0.8-3.88)	4.07
	9	9	18	18	-	1.67	1.67	3.33	3.33	-	10.0 (3.5-12.5)	2.44 (0.8-3.88)	4.10
	9	12	12	12	-	1.99	2.67	2.67	2.67	-	10.0 (3.5-12.5)	2.47 (0.8-3.88)	4.05
	9	12	12	14	-	1.91	2.55	2.55	2.99	-	10.0 (3.5-12.5)	2.46 (0.8-3.88)	4.06
	9	12	12	18	-	1.76	2.35	2.35	3.54	-	10.0 (3.5-12.5)	2.45 (0.8-3.88)	4.08
	9	12	14	14	-	1.83	2.45	2.86	2.86	-	10.0 (3.5-12.5)	2.46 (0.8-3.88)	4.07
	9	12	14	18	-	1.70	2.26	2.64	3.40	-	10.0 (3.5-12.5)	2.44 (0.8-3.88)	4.09
	9	14	14	14	-	1.75	2.75	2.75	2.75	-	10.0 (3.5-12.5)	2.45 (0.8-3.88)	4.08
	12	12	12	12	-	2.50	2.50	2.50	2.50	-	10.0 (3.5-12.5)	2.46 (0.8-3.88)	4.06
	12	12	12	14	-	2.40	2.40	2.40	2.80	-	10.0 (3.5-12.5)	2.46 (0.8-3.88)	4.07
	12	12	12	18	-	2.22	2.22	2.22	3.34	-	10.0 (3.5-12.5)	2.44 (0.8-3.88)	4.10
	12	12	14	14	-	2.31	2.31	2.69	2.69	-	10.0 (3.5-12.5)	2.45 (0.8-3.88)	4.08
	12	14	14	14	-	2.23	2.59	2.59	2.59	-	10.0 (3.5-12.5)	2.44 (0.8-3.88)	4.10
5-unit connection	7	7	7	7	7	2.00	2.00	2.00	2.00	2.00	10.0 (3.5-12.5)	2.44 (0.8-3.88)	4.10
	7	7	7	7	9	1.89	1.89	1.89	1.89	2.44	10.0 (3.5-12.5)	2.44 (0.8-3.88)	4.10
	7	7	7	7	12	1.75	1.75	1.75	1.75	3.00	10.0 (3.5-12.5)	2.43 (0.8-3.88)	4.11
	7	7	7	7	14	1.67	1.67	1.67	1.67	3.32	10.0 (3.5-12.5)	2.42 (0.8-3.88)	4.13
	7	7	7	7	18	1.52	1.52	1.52	1.52	3.92	10.0 (3.5-12.5)	2.41 (0.8-3.88)	4.15
	7	7	7	7	24	1.35	1.35	1.35	1.35	4.60	10.0 (3.5-12.5)	2.39 (0.8-3.88)	4.19
	7	7	7	9	9	1.79	1.79	1.79	2.31	2.31	10.0 (3.5-12.5)	2.43 (0.8-3.88)	4.11
	7	7	7	9	12	1.67	1.67	1.67	2.14	2.85	10.0 (3.5-12.5)	2.42 (0.8-3.88)	4.13
	7	7	7	9	14	1.59	1.59	1.59	2.05	3.18	10.0 (3.5-12.5)	2.42 (0.8-3.88)	4.14
	7	7	7	9	18	1.46	1.46	1.46	1.88	3.74	10.0 (3.5-12.5)	2.40 (0.8-3.88)	4.17
	7	7	7	9	24	1.30	1.30	1.30	1.67	4.43	10.0 (3.5-12.5)	2.38 (0.8-3.88)	4.21
	7	7	7	12	12	1.56	1.56	1.56	2.66	2.66	10.0 (3.5-12.5)	2.41 (0.8-3.88)	4.15
	7	7	7	12	14	1.49	1.49	1.49	2.55	2.98	10.0 (3.5-12.5)	2.40 (0.8-3.88)	4.16
	7	7	7	12	18	1.37	1.37	1.37	2.35	3.54	10.0 (3.5-12.5)	2.39 (0.8-3.88)	4.19
	7	7	7	14	14	1.43	1.43	1.43	2.86	2.86	10.0 (3.5-12.5)	2.40 (0.8-3.88)	4.17
	7	7	7	14	18	1.32	1.32	1.32	2.64	3.40	10.0 (3.5-12.5)	2.38 (0.8-3.88)	4.20
	7	7	9	9	9	1.70	1.70	2.20	2.20	2.20	10.0 (3.5-12.5)	2.43 (0.8-3.88)	4.12
	7	7	9	9	12	1.59	1.59	2.05	2.05	2.72	10.0 (3.5-12.5)	2.42 (0.8-3.88)	4.14
	7	7	9	9	14	1.52	1.52	1.96	1.96	3.04	10.0 (3.5-12.5)	2.41 (0.8-3.88)	4.15
	7	7	9	9	18	1.40	1.40	1.80	1.80	3.60	10.0 (3.5-12.5)	2.39 (0.8-3.88)	4.18
	7	7	9	12	12	1.49	1.49	1.92	2.55	2.55	10.0 (3.5-12.5)	2.40 (0.8-3.88)	4.16
	7	7	9	12	14	1.43	1.43	1.84	2.45	2.85	10.0 (3.5-12.5)	2.40 (0.8-3.88)	4.17
	7	7	9	12	18	1.32	1.32	1.70	2.26	3.40	10.0 (3.5-12.5)	2.38 (0.8-3.88)	4.20
	7	7	9	14	14	1.37	1.37	1.76	2.75	2.75	10.0 (3.5-12.5)	2.39 (0.8-3.88)	4.19
	7	7	12	12	12	1.40	1.40	2.40	2.40	2.40	10.0 (3.5-12.5)	2.39 (0.8-3.88)	4.18
	7	7	12	12	14	1.35	1.35	2.31	2.31	2.68	10.0 (3.5-12.5)	2.39 (0.8-3.88)	4.19
	7	7	12	14	14	1.30	1.30	2.22	2.59	2.59	10.0 (3.5-12.5)	2.38 (0.8-3.88)	4.21
	7	9	9	9	9	1.64	2.09	2.09	2.09	2.09	10.0 (3.5-12.5)	2.42 (0.8-3.88)	4.13
	7	9	9	9	12	1.52	1.96	1.96	1.96	2.60	10.0 (3.5-12.5)	2.41 (0.8-3.88)	4.15
	7	9	9	9	14	1.46	1.88	1.88	1.88	2.90	10.0 (3.5-12.5)	2.40 (0.8-3.88)	4.17
	7	9	9	9	18	1.35	1.73	1.73	1.73	3.46	10.0 (3.5-12.5)	2.39 (0.8-3.88)	4.19
	7	9	9	12	12	1.42	1.84	1.84	2.45	2.45	10.0 (3.5-12.5)	2.40 (0.8-3.88)	4.17
	7	9	9	12	14	1.37	1.76	1.76	2.35	2.76	10.0 (3.5-12.5)	2.39 (0.8-3.88)	4.19
	7	9	9	14	14	1.32	1.70	1.70	2.64	2.64	10.0 (3.5-12.5)	2.38 (0.8-3.88)	4.20
	7	9	12	12	12	1.34	1.73	2.31	2.31	2.31	10.0 (3.5-12.5)	2.39 (0.8-3.88)	4.19
	7	9	12	12	14	1.30	1.67	2.22	2.22	2.59	10.0 (3.5-12.5)	2.38 (0.8-3.88)	4.21
	9	9	9	9	9	2.00	2.00	2.00	2.00	2.00	10.0 (3.5-12.5)	2.41 (0.8-3.88)	4.15
	9	9	9	9	12	1.88	1.88	1.88	1.88	2.48	10.0 (3.5-12.5)	2.40 (0.8-3.88)	4.17
	9	9	9	9	14	1.80	1.80	1.80	1.80	2.80	10.0 (3.5-12.5)	2.39 (0.8-3.88)	4.18
	9	9	9	9	18	1.67	1.67	1.67	1.67	3.32	10.0 (3.5-12.5)	2.38 (0.8-3.88)	4.21
	9	9	9	12	12	1.76	1.76	1.76	2.36	2.36	10.0 (3.5-12.5)	2.39 (0.8-3.88)	4.19
	9	9	9	12	14	1.70	1.70	1.70	2.26	2.64	10.0 (3.5-12.5)	2.38 (0.8-3.88)	4.20
	9	9	12	12	12	1.67	1.67	2.22	2.22	2.22	10.0 (3.5-12.5)	2.38 (0.8-3.88)	4.21

Note: •7: 7,000 Btu/h, 9: 9,000 Btu/h, 12: 12,000 Btu/h, 14: 14,000 Btu/h, 18: 18,000 Btu/h, 24: 24,000 Btu/h
•The above is the value for connecting with Wall Mounted type.
•2 or more indoor units should be connected.
•Cooling capacity is based on 27°CDB/19°CWB (indoor temperature), 35°CDB (outdoor temperature).
•Pipe Length: 5 m, Height difference: 0 m (Outdoor unit to Indoor unit)
•The Total ability of connected indoor unit is up to 54000 Btu from 27000 Btu.

REFRIGERANT R410A

5-unit Multi-split Combination Table-Heating

5-unit Multi-split heating

AOHG36LBLA5	Combination of indoor unit					Heating Operation							
						Heating Capacity						Input Power (Min.-Max.)	COP (W/W)
						Unit 1	Unit 2	Unit 3	Unit 4	Unit 5	Total (Min.-Max.)		
	Unit 1	Unit 2	Unit 3	Unit 4	Unit 5	kW	kW	kW	kW	kW	kW	kW	
2-unit connection	7	24	-	-	-	2.40	8.40	-	-	-	10.8 (3.5-12.4)	2.97 (0.7-3.34)	3.64
	9	24	-	-	-	3.00	8.40	-	-	-	11.4 (3.5-13.2)	3.15 (0.7-3.58)	3.62
	12	24	-	-	-	4.00	8.00	-	-	-	12.0 (3.5-14.0)	3.34 (0.7-3.82)	3.59
	14	24	-	-	-	4.42	7.58	-	-	-	12.0 (3.5-14.0)	3.33 (0.7-3.82)	3.60
	18	18	-	-	-	6.00	6.00	-	-	-	12.0 (3.5-14.0)	3.34 (0.7-3.82)	3.59
	18	24	-	-	-	5.14	6.86	-	-	-	12.0 (3.5-14.0)	3.32 (0.7-3.82)	3.61
	24	24	-	-	-	6.00	6.00	-	-	-	12.0 (3.5-14.0)	3.31 (0.7-3.82)	3.62
3-unit connection	7	7	14	-	-	2.40	2.40	4.80	-	-	9.6 (3.5-11.2)	2.45 (0.7-2.98)	3.92
	7	7	18	-	-	2.40	2.40	6.00	-	-	10.8 (3.5-12.8)	2.80 (0.7-3.46)	3.86
	7	7	24	-	-	2.21	2.21	7.58	-	-	12.0 (3.5-14.0)	3.14 (0.7-3.82)	3.82
	7	9	12	-	-	2.40	3.00	4.20	-	-	9.6 (3.5-11.2)	2.45 (0.7-2.98)	3.92
	7	9	14	-	-	2.40	3.00	4.80	-	-	10.2 (3.5-12.0)	2.63 (0.7-3.22)	3.88
	7	9	18	-	-	2.40	3.00	6.00	-	-	11.4 (3.5-13.6)	2.97 (0.7-3.70)	3.84
	7	9	24	-	-	2.10	2.70	7.20	-	-	12.0 (3.5-14.0)	3.13 (0.7-3.82)	3.83
	7	12	12	-	-	2.40	4.20	4.20	-	-	10.8 (3.5-12.4)	2.79 (0.7-3.34)	3.87
	7	12	14	-	-	2.40	4.20	4.80	-	-	11.4 (3.5-13.2)	2.96 (0.7-3.58)	3.85
	7	12	18	-	-	2.27	3.89	5.84	-	-	12.0 (3.5-14.0)	3.14 (0.7-3.82)	3.82
	7	12	24	-	-	1.95	3.35	6.70	-	-	12.0 (3.5-14.0)	3.13 (0.7-3.82)	3.83
	7	14	14	-	-	2.40	4.80	4.80	-	-	12.0 (3.5-14.0)	3.14 (0.7-3.82)	3.82
	7	14	18	-	-	2.15	4.31	5.54	-	-	12.0 (3.5-14.0)	3.13 (0.7-3.82)	3.83
	7	14	24	-	-	1.87	3.73	6.40	-	-	12.0 (3.5-14.0)	3.13 (0.7-3.82)	3.84
	7	18	18	-	-	1.96	5.02	5.02	-	-	12.0 (3.5-14.0)	3.13 (0.7-3.82)	3.83
	7	18	24	-	-	1.71	4.41	5.88	-	-	12.0 (3.5-14.0)	3.13 (0.7-3.82)	3.84
	9	9	9	-	-	3.00	3.00	3.00	-	-	9.0 (3.5-10.8)	2.29 (0.7-2.86)	3.93
	9	9	12	-	-	3.00	3.00	4.20	-	-	10.2 (3.5-12.0)	2.63 (0.7-3.22)	3.88
	9	9	14	-	-	3.00	3.00	4.80	-	-	10.8 (3.5-12.8)	2.80 (0.7-3.46)	3.86
	9	9	18	-	-	3.00	3.00	6.00	-	-	12.0 (3.5-14.0)	3.14 (0.7-3.82)	3.82
	9	9	24	-	-	2.57	2.57	6.86	-	-	12.0 (3.5-14.0)	3.13 (0.7-3.82)	3.83
	9	12	12	-	-	3.00	4.20	4.20	-	-	11.4 (3.5-13.2)	2.96 (0.7-3.58)	3.85
	9	12	14	-	-	3.00	4.20	4.80	-	-	12.0 (3.5-14.0)	3.14 (0.7-3.82)	3.82
	9	12	18	-	-	2.77	3.69	5.54	-	-	12.0 (3.5-14.0)	3.13 (0.7-3.82)	3.83
	9	12	24	-	-	2.40	3.20	6.40	-	-	12.0 (3.5-14.0)	3.13 (0.7-3.82)	3.84
	9	14	14	-	-	2.92	4.54	4.54	-	-	12.0 (3.5-14.0)	3.14 (0.7-3.82)	3.82
	9	14	18	-	-	2.63	4.10	5.27	-	-	12.0 (3.5-14.0)	3.13 (0.7-3.82)	3.83
	9	14	24	-	-	2.30	3.57	6.13	-	-	12.0 (3.5-14.0)	3.13 (0.7-3.82)	3.84
	9	18	18	-	-	2.40	4.80	4.80	-	-	12.0 (3.5-14.0)	3.13 (0.7-3.82)	3.84
	9	18	24	-	-	2.12	4.24	5.64	-	-	12.0 (3.5-14.0)	3.12 (0.7-3.82)	3.85
	12	12	12	-	-	4.00	4.00	4.00	-	-	12.0 (3.5-14.0)	3.14 (0.7-3.82)	3.82
	12	12	14	-	-	3.79	3.79	4.42	-	-	12.0 (3.5-14.0)	3.14 (0.7-3.82)	3.82
	12	12	18	-	-	3.43	3.43	5.14	-	-	12.0 (3.5-14.0)	3.13 (0.7-3.82)	3.83
	12	12	24	-	-	3.00	3.00	6.00	-	-	12.0 (3.5-14.0)	3.13 (0.7-3.82)	3.84
	12	14	14	-	-	3.60	4.20	4.20	-	-	12.0 (3.5-14.0)	3.13 (0.7-3.82)	3.83
	12	14	18	-	-	3.27	3.82	4.91	-	-	12.0 (3.5-14.0)	3.13 (0.7-3.82)	3.83
	12	14	24	-	-	2.88	3.36	5.76	-	-	12.0 (3.5-14.0)	3.13 (0.7-3.82)	3.84
	12	18	18	-	-	3.00	4.50	4.50	-	-	12.0 (3.5-14.0)	3.13 (0.7-3.82)	3.84
	12	18	24	-	-	2.67	4.00	5.33	-	-	12.0 (3.5-14.0)	3.12 (0.7-3.82)	3.85
	14	14	14	-	-	4.00	4.00	4.00	-	-	12.0 (3.5-14.0)	3.13 (0.7-3.82)	3.83
	14	14	18	-	-	3.65	3.65	4.70	-	-	12.0 (3.5-14.0)	3.13 (0.7-3.82)	3.84
	14	14	24	-	-	3.23	3.23	5.54	-	-	12.0 (3.5-14.0)	3.12 (0.7-3.82)	3.85
	14	18	18	-	-	3.36	4.32	4.32	-	-	12.0 (3.5-14.0)	3.13 (0.7-3.82)	3.84
	18	18	18	-	-	4.00	4.00	4.00	-	-	12.0 (3.5-14.0)	3.12 (0.7-3.82)	3.85
4-unit connection	7	7	7	7	-	2.40	2.40	2.40	2.40	-	9.6 (3.5-11.2)	2.31 (0.7-2.98)	4.16
	7	7	7	9	-	2.40	2.40	2.40	3.00	-	10.2 (3.5-12.0)	2.47 (0.7-3.22)	4.13
	7	7	7	12	-	2.40	2.40	2.40	4.20	-	11.4 (3.5-13.2)	2.79 (0.7-3.58)	4.09
	7	7	7	14	-	2.40	2.40	2.40	4.80	-	12.0 (3.5-14.0)	2.95 (0.7-3.82)	4.07
	7	7	7	18	-	2.15	2.15	2.15	5.55	-	12.0 (3.5-14.0)	2.94 (0.7-3.82)	4.08
	7	7	7	24	-	1.87	1.87	1.87	6.39	-	12.0 (3.5-14.0)	2.93 (0.7-3.82)	4.10
	7	7	9	9	-	2.40	2.40	3.00	3.00	-	10.8 (3.5-12.8)	2.64 (0.7-3.46)	4.09
	7	7	9	12	-	2.40	2.40	3.00	4.20	-	12.0 (3.5-14.0)	2.95 (0.7-3.82)	4.07
	7	7	9	14	-	2.27	2.27	2.92	4.54	-	12.0 (3.5-14.0)	2.95 (0.7-3.82)	4.07
	7	7	9	18	-	2.05	2.05	2.63	5.27	-	12.0 (3.5-14.0)	2.94 (0.7-3.82)	4.08
	7	7	9	24	-	1.79	1.79	2.30	6.12	-	12.0 (3.5-14.0)	2.93 (0.7-3.82)	4.10
	7	7	12	12	-	2.21	2.21	3.79	3.79	-	12.0 (3.5-14.0)	2.94 (0.7-3.82)	4.08
	7	7	12	14	-	2.10	2.10	3.60	4.20	-	12.0 (3.5-14.0)	2.94 (0.7-3.82)	4.08
	7	7	12	18	-	1.91	1.91	3.27	4.91	-	12.0 (3.5-14.0)	2.93 (0.7-3.82)	4.09
	7	7	12	24	-	1.68	1.68	2.88	5.76	-	12.0 (3.5-14.0)	2.92 (0.7-3.82)	4.11
	7	7	14	14	-	2.00	2.00	4.00	4.00	-	12.0 (3.5-14.0)	2.93 (0.7-3.82)	4.09
	7	7	14	18	-	1.83	1.83	3.65	4.69	-	12.0 (3.5-14.0)	2.93 (0.7-3.82)	4.10
	7	7	14	24	-	1.62	1.62	3.23	5.53	-	12.0 (3.5-14.0)	2.92 (0.7-3.82)	4.11
	7	7	18	18	-	1.68	1.68	4.32	4.32	-	12.0 (3.5-14.0)	2.92 (0.7-3.82)	4.11
	7	9	9	9	-	2.40	3.00	3.00	3.00	-	11.4 (3.5-13.6)	2.80 (0.7-3.70)	4.07
	7	9	9	12	-	2.27	2.92	2.92	3.89	-	12.0 (3.5-14.0)	2.95 (0.7-3.82)	4.07
	7	9	9	14	-	2.15	2.77	2.77	4.31	-	12.0 (3.5-14.0)	2.94 (0.7-3.82)	4.08
	7	9	9	18	-	1.95	2.51	2.51	5.03	-	12.0 (3.5-14.0)	2.93 (0.7-3.82)	4.09
	7	9	9	24	-	1.71	2.20	2.20	5.89	-	12.0 (3.5-14.0)	2.92 (0.7-3.82)	4.11
	7	9	12	12	-	2.10	2.70	3.60	3.60	-	12.0 (3.5-14.0)	2.94 (0.7-3.82)	4.08
	7	9	12	14	-	2.00	2.57	3.43	4.00	-	12.0 (3.5-14.0)	2.93 (0.7-3.82)	4.09
	7	9	12	18	-	1.83	2.35	3.13	4.69	-	12.0 (3.5-14.0)	2.93 (0.7-3.82)	4.10
	7	9	12	24	-	1.62	2.08	2.77	5.53	-	12.0 (3.5-14.0)	2.92 (0.7-3.82)	4.11
	7	9	14	14	-	1.91	2.45	3.82	3.82	-	12.0 (3.5-14.0)	2.93 (0.7-3.82)	4.09
	7	9	14	18	-	1.75	2.25	3.50	4.50	-	12.0 (3.5-14.0)	2.93 (0.7-3.82)	4.10
	7	9	14	24	-	1.56	2.00	3.11	5.33	-	12.0 (3.5-14.0)	2.91 (0.7-3.82)	4.12
	7	9	18	18	-	1.62	2.08	4.15	4.15	-	12.0 (3.5-14.0)	2.92 (0.7-3.82)	4.11
	7	12	12	12	-	1.95	3.35	3.35	3.35	-	12.0 (3.5-14.0)	2.93 (0.7-3.82)	4.09
	7	12	12	14	-	1.87	3.20	3.20	3.73	-	12.0 (3.5-14.0)	2.93 (0.7-3.82)	4.10
	7	12	12	18	-	1.71	2.94	2.94	4.41	-	12.0 (3.5-14.0)	2.92 (0.7-3.82)	4.11
	7	12	14	14	-	1.80	3.06	3.57	3.57	-	12.0 (3.5-14.0)	2.93 (0.7-3.82)	4.10
	7	12	14	18	-	1.65	2.82	3.29	4.24	-	12.0 (3.5-14.0)	2.92 (0.7-3.82)	4.11
	7	14	14	14	-	1.71	3.43	3.43	3.43	-	12.0 (3.5-14.0)	2.92 (0.7-3.82)	4.11
	7	14	14	18	-	1.58	3.17	3.17	4.08	-	12.0 (3.5-14.0)	2.91 (0.7-3.82)	4.12
4-unit connection	9	9	9	9	-	3.00	3.00	3.00	3.00	-	12.0 (3.5-14.0)	2.95 (0.7-3.82)	4.07
	9	9	9	12	-	2.77	2.77	2.77	3.69	-	12.0 (3.5-14.0)	2.94 (0.7-3.82)	4.08
	9	9	9	14	-	2.63	2.63	2.63	4.11	-	12.0 (3.5-14.0)	2.94 (0.7-3.82)	4.08
	9	9	9	18	-	2.40	2.40	2.40	4.80	-	12.0 (3.5-14.0)	2.93 (0.7-3.82)	4.10
	9	9	9	24	-	2.12	2.12	2.12	5.64	-	12.0 (3.5-14.0)	2.92 (0.7-3.82)	4.11
	9	9	12	12	-	2.57	2.57	3.43	3.43	-	12.0 (3.5-14.0)	2.93 (0.7-3.82)	4.09
	9	9	12	14	-	2.45	2.45	3.27	3.83	-	12.0 (3.5-14.0)	2.93 (0.7-3.82)	4.09
	9	9	12	18	-	2.25	2.25	3.00	4.50	-	12.0 (3.5-14.0)	2.93 (0.7-3.82)	4.10
	9	9	12	24	-	2.00	2.00	2.67	5.33	-	12.0 (3.5-14.0)	2.91 (0.7-3.82)	4.12
	9	9	14	14	-	2.35	2.35	3.65	3.65	-	12.0 (3.5-14.0)	2.93 (0.7-3.82)	4.10
	9	9	14	18	-	2.16	2.16	3.36	4.32	-	12.0 (3.5-14.0)	2.92 (0.7-3.82)	4.11
	9	9	18	18	-	2.00	2.00	4.00	4.00	-	12.0 (3.5-14.0)	2.91 (0.7-3.82)	4.12
	9	12	12	12	-	2.40	3.20	3.20	3.20	-	12.0 (3.5-14.0)	2.93 (0.7-3.82)	4.10
	9	12	12	14	-	2.30	3.06	3.06	3.58	-	12.0 (3.5-14.0)	2.93 (0.7-3.82)	4.10
	9	12	12	18	-	2.12	2.82	2.82	4.24	-	12.0 (3.5-14.0)	2.92 (0.7-3.82)	4.11
	9	12	14	14	-	2.20	2.94	3.43	3.43	-	12.0 (3.5-14.0)	2.92 (0.7-3.82)	4.11
	9	12	14	18	-	2.04	2.72	3.17	4.07	-	12.0 (3.5-14.0)	2.91 (0.7-3.82)	4.12
	9	14	14	14	-	2.13	3.29	3.29	3.29	-	12.0 (3.5-14.0)	2.92 (0.7-3.82)	4.11
	12	12	12	12	-	3.00	3.00	3.00	3.00	-	12.0 (3.5-14.0)	2.93 (0.7-3.82)	4.10
	12	12	12	14	-	2.88	2.88	2.88	3.36	-	12.0 (3.5-14.0)	2.92 (0.7-3.82)	4.11
	12	12	12	18	-	2.67	2.67	2.67	3.99	-	12.0 (3.5-14.0)	2.91 (0.7-3.82)	4.12
	12	12	14	14	-	2.77	2.77	3.23	3.23	-	12.0 (3.5-14.0)	2.92 (0.7-3.82)	4.11
	12	14	14	14	-	2.67	3.11	3.11	3.11	-	12.0 (3.5-14.0)	2.91 (0.7-3.82)	4.12
5-unit connection	7	7	7	7	7	2.40	2.40	2.40	2.40	2.40	12.0 (3.5-14.0)	2.79 (0.7-3.82)	4.30
	7	7	7	7	9	2.27	2.27	2.27	2.27	2.92	12.0 (3.5-14.0)	2.79 (0.7-3.82)	4.30
	7	7	7	7	12	2.10	2.10	2.10	2.10	3.60	12.0 (3.5-14.0)	2.78 (0.7-3.82)	4.31
	7	7	7	7	14	2.00	2.00	2.00	2.00	4.00	12.0 (3.5-14.0)	2.78 (0.7-3.82)	4.32
	7	7	7	7	18	1.83	1.83	1.83	1.83	4.68	12.0 (3.5-14.0)	2.77 (0.7-3.82)	4.33
	7	7	7	7	24	1.62	1.62	1.62	1.62	5.52	12.0 (3.5-14.0)	2.76 (0.7-3.82)	4.34
	7	7	7	9	9	2.15	2.15	2.15	2.77	2.77	12.0 (3.5-14.0)	2.78 (0.7-3.82)	4.31
	7	7	7	9	12	2.00	2.00	2.00	2.57	3.43	12.0 (3.5-14.0)	2.78 (0.7-3.82)	4.32
	7	7	7	9	14	1.91	1.91	1.91	2.45	3.82	12.0 (3.5-14.0)	2.78 (0.7-3.82)	4.32
	7	7	7	9	18	1.75	1.75	1.75	2.25	4.50	12.0 (3.5-14.0)	2.77 (0.7-3.82)	4.33
	7	7	7	9	24	1.56	1.56	1.56	2.00	5.32	12.0 (3.5-14.0)	2.76 (0.7-3.82)	4.35
	7	7	7	12	12	1.87	1.87	1.87	3.20	3.20	12.0 (3.5-14.0)	2.77 (0.7-3.82)	4.33
	7	7	7	12	14	1.79	1.79	1.79	3.06	3.57	12.0 (3.5-14.0)	2.77 (0.7-3.82)	4.33
	7	7	7	12	18	1.65	1.65	1.65	2.82	4.23	12.0 (3.5-14.0)	2.76 (0.7-3.82)	4.34
	7	7	7	14	14	1.71	1.71	1.71	3.43	3.43	12.0 (3.5-14.0)	2.76 (0.7-3.82)	4.34
	7	7	7	14	18	1.58	1.58	1.58	3.17	4.09	12.0 (3.5-14.0)	2.76 (0.7-3.82)	4.35
	7	7	9	9	9	2.05	2.05	2.63	2.63	2.63	12.0 (3.5-14.0)	2.78 (0.7-3.82)	4.31
	7	7	9	9	12	1.91	1.91	2.45	2.45	3.28	12.0 (3.5-14.0)	2.78 (0.7-3.82)	4.32
	7	7	9	9	14	1.83	1.83	2.35	2.35	3.64	12.0 (3.5-14.0)	2.77 (0.7-3.82)	4.33
	7	7	9	9	18	1.68	1.68	2.16	2.16	4.32	12.0 (3.5-14.0)	2.76 (0.7-3.82)	4.34
	7	7	9	12	12	1.79	1.79	2.30	3.06	3.06	12.0 (3.5-14.0)	2.77 (0.7-3.82)	4.33
	7	7	9	12	14	1.71	1.71	2.20	2.94	3.44	12.0 (3.5-14.0)	2.76 (0.7-3.82)	4.34
	7	7	9	12	18	1.58	1.58	2.04	2.72	4.08	12.0 (3.5-14.0)	2.76 (0.7-3.82)	4.35
	7	7	9	14	14	1.65	1.65	2.12	3.29	3.29	12.0 (3.5-14.0)	2.76 (0.7-3.82)	4.34
	7	7	12	12	12	1.68	1.68	2.88	2.88	2.88	12.0 (3.5-14.0)	2.76 (0.7-3.82)	4.34
	7	7	12	12	14	1.62	1.62	2.77	2.77	3.22	12.0 (3.5-14.0)	2.76 (0.7-3.82)	4.34
	7	7	12	14	14	1.56	1.56	2.66	3.11	3.11	12.0 (3.5-14.0)	2.76 (0.7-3.82)	4.35
	7	9	9	9	9	1.96	2.51	2.51	2.51	2.51	12.0 (3.5-14.0)	2.78 (0.7-3.82)	4.32
	7	9	9	9	12	1.83	2.35	2.35	2.35	3.12	12.0 (3.5-14.0)	2.77 (0.7-3.82)	4.33
	7	9	9	9	14	1.75	2.25	2.25	2.25	3.50	12.0 (3.5-14.0)	2.77 (0.7-3.82)	4.33
	7	9	9	9	18	1.62	2.08	2.08	2.08	4.14	12.0 (3.5-14.0)	2.76 (0.7-3.82)	4.34
	7	9	9	12	12	1.72	2.20	2.20	2.94	2.94	12.0 (3.5-14.0)	2.76 (0.7-3.82)	4.34
	7	9	9	12	14	1.65	2.12	2.12	2.82	3.29	12.0 (3.5-14.0)	2.76 (0.7-3.82)	4.34
	7	9	9	14	14	1.58	2.04	2.04	3.17	3.17	12.0 (3.5-14.0)	2.76 (0.7-3.82)	4.35
	7	9	12	12	12	1.61	2.08	2.77	2.77	2.77	12.0 (3.5-14.0)	2.76 (0.7-3.82)	4.34
	7	9	12	12	14	1.56	2.00	2.67	2.67	3.10	12.0 (3.5-14.0)	2.76 (0.7-3.82)	4.35
	9	9	9	9	9	2.40	2.40	2.40	2.40	2.40	12.0 (3.5-14.0)	2.77 (0.7-3.82)	4.33
	9	9	9	9	12	2.25	2.25	2.25	2.25	3.00	12.0 (3.5-14.0)	2.77 (0.7-3.82)	4.33
	9	9	9	9	14	2.16	2.16	2.16	2.16	3.36	12.0 (3.5-14.0)	2.76 (0.7-3.82)	4.34
	9	9	9	9	18	2.00	2.00	2.00	2.00	4.00	12.0 (3.5-14.0)	2.76 (0.7-3.82)	4.35
	9	9	9	12	12	2.12	2.12	2.12	2.82	2.82	12.0 (3.5-14.0)	2.76 (0.7-3.82)	4.34
	9	9	9	12	14	2.04	2.04	2.04	2.72	3.16	12.0 (3.5-14.0)	2.76 (0.7-3.82)	4.35
	9	9	12	12	12	2.00	2.00	2.67	2.67	2.67	12.0 (3.5-14.0)	2.76 (0.7-3.82)	4.35

Note:
- 7: 7,000 Btu/h, 9: 9,000 Btu/h, 12: 12,000 Btu/h, 14: 14,000 Btu/h, 18: 18,000 Btu/h, 24: 24,000 Btu/h
- The above is the value for connecting with Wall Mounted type.
- 2 or more indoor units should be connected.
- Cooling capacity is based on 27°CDB/19°CWB (indoor temperature), 35°CDB (outdoor temperature).
- Pipe Length: 5 m, Height difference: 0 m (Outdoor unit to Indoor unit)
- The Total ability of connected indoor unit is up to 54000 Btu from 27000 Btu.

REFRIGERANT R410A

6-unit Multi-split Combination Table-Cooling

6-unit Multi-split cooling

AOHG45LBLA6	Combination of indoor unit						Cooling Operation								
							Cooling Capacity							Input Power (Min.-Max.)	EER (W/W)
							Unit 1	Unit 2	Unit 3	Unit 4	Unit 5	Unit 6	Total (Min.-Max.)		
	Unit 1	Unit 2	Unit 3	Unit 4	Unit 5	Unit 6	kW	kW	kW	kW	kW	kW	kW	kW	
2-unit connection	12	24	-	-	-	-	3.50	7.00	-	-	-	-	10.5 (3.5-11.5)	3.06 (0.8-3.32)	3.43
	14	24	-	-	-	-	4.00	7.00	-	-	-	-	11.0 (3.5-12.1)	3.28 (0.8-3.70)	3.35
	18	18	-	-	-	-	5.00	5.00	-	-	-	-	10.0 (3.5-11.5)	2.92 (0.8-3.32)	3.42
	18	24	-	-	-	-	5.00	7.00	-	-	-	-	12.0 (3.5-13.4)	3.75 (0.8-4.46)	3.20
	24	24	-	-	-	-	6.25	6.25	-	-	-	-	12.5 (3.5-14.0)	4.01 (0.8-4.84)	3.12
3-unit connection	7	7	24	-	-	-	2.00	2.00	7.00	-	-	-	11.0 (3.5-12.1)	3.19 (0.8-3.70)	3.45
	7	9	18	-	-	-	2.00	2.50	5.00	-	-	-	9.5 (3.5-10.8)	2.55 (0.8-2.93)	3.73
	7	9	24	-	-	-	2.00	2.50	7.00	-	-	-	11.5 (3.5-12.7)	3.41 (0.8-4.08)	3.37
	7	12	18	-	-	-	2.00	3.50	5.00	-	-	-	10.5 (3.5-11.8)	3.02 (0.8-3.51)	3.48
	7	12	24	-	-	-	2.00	3.50	6.90	-	-	-	12.4 (3.5-13.7)	3.82 (0.8-4.65)	3.25
	7	14	14	-	-	-	2.00	4.00	4.00	-	-	-	10.0 (3.5-11.1)	2.81 (0.8-3.13)	3.56
	7	14	18	-	-	-	2.00	4.00	5.00	-	-	-	11.0 (3.5-12.4)	3.23 (0.8-3.89)	3.41
	7	14	24	-	-	-	1.94	3.89	6.67	-	-	-	12.5 (3.5-14.0)	3.89 (0.8-4.84)	3.21
	7	18	18	-	-	-	2.00	5.00	5.00	-	-	-	12.0 (3.5-13.7)	3.69 (0.8-4.65)	3.25
	7	18	24	-	-	-	1.79	4.59	6.12	-	-	-	12.5 (3.5-14.0)	3.87 (0.8-4.84)	3.23
	7	24	24	-	-	-	1.60	5.45	5.45	-	-	-	12.5 (3.5-14.0)	3.83 (0.8-4.84)	3.26
	9	9	18	-	-	-	2.50	2.50	5.00	-	-	-	10.0 (3.5-11.5)	2.84 (0.8-3.32)	3.52
	9	9	24	-	-	-	2.50	2.50	7.00	-	-	-	12.0 (3.5-13.4)	3.65 (0.8-4.46)	3.29
	9	12	14	-	-	-	2.50	3.50	4.00	-	-	-	10.0 (3.5-11.1)	2.81 (0.8-3.13)	3.56
	9	12	18	-	-	-	2.50	3.50	5.00	-	-	-	11.0 (3.5-12.4)	3.23 (0.8-3.89)	3.41
	9	12	24	-	-	-	2.50	3.33	6.67	-	-	-	12.5 (3.5-14.0)	3.89 (0.8-4.84)	3.21
	9	14	14	-	-	-	2.50	4.00	4.00	-	-	-	10.5 (3.5-11.8)	3.02 (0.8-3.51)	3.48
	9	14	18	-	-	-	2.50	4.00	5.00	-	-	-	11.5 (3.5-13.0)	3.45 (0.8-4.27)	3.33
	9	14	24	-	-	-	2.40	3.72	6.38	-	-	-	12.5 (3.5-14.0)	3.88 (0.8-4.84)	3.22
	9	18	18	-	-	-	2.50	5.00	5.00	-	-	-	12.5 (3.5-14.0)	3.89 (0.8-4.84)	3.21
	9	18	24	-	-	-	2.21	4.41	5.88	-	-	-	12.5 (3.5-14.0)	3.86 (0.8-4.84)	3.24
	9	24	24	-	-	-	1.98	5.26	5.26	-	-	-	12.5 (3.5-14.0)	3.82 (0.8-4.84)	3.27
	12	12	12	-	-	-	3.50	3.50	3.50	-	-	-	10.5 (3.5-11.5)	2.98 (0.8-3.32)	3.52
	12	12	14	-	-	-	3.50	3.50	4.00	-	-	-	11.0 (3.5-12.1)	3.19 (0.8-3.70)	3.45
	12	12	18	-	-	-	3.50	3.50	5.00	-	-	-	12.0 (3.5-13.4)	3.65 (0.8-4.46)	3.29
	12	12	24	-	-	-	3.13	3.13	6.24	-	-	-	12.5 (3.5-14.0)	3.87 (0.8-4.84)	3.23
	12	14	14	-	-	-	3.50	4.00	4.00	-	-	-	11.5 (3.5-12.7)	3.41 (0.8-4.08)	3.37
	12	14	18	-	-	-	3.50	4.00	5.00	-	-	-	12.5 (3.5-14.0)	3.89 (0.8-4.84)	3.21
	12	14	24	-	-	-	3.00	3.50	6.00	-	-	-	12.5 (3.5-14.0)	3.86 (0.8-4.84)	3.24
	12	18	18	-	-	-	3.12	4.69	4.69	-	-	-	12.5 (3.5-14.0)	3.87 (0.8-4.84)	3.23
	12	18	24	-	-	-	2.78	4.17	5.55	-	-	-	12.5 (3.5-14.0)	3.85 (0.8-4.84)	3.25
	12	24	24	-	-	-	2.50	5.00	5.00	-	-	-	12.5 (3.5-14.0)	3.81 (0.8-4.84)	3.28
	14	14	14	-	-	-	4.00	4.00	4.00	-	-	-	12.0 (3.5-13.4)	3.65 (0.8-4.46)	3.29
	14	14	18	-	-	-	3.80	3.80	4.90	-	-	-	12.5 (3.5-14.0)	3.88 (0.8-4.84)	3.22
	14	14	24	-	-	-	3.37	3.37	5.76	-	-	-	12.5 (3.5-14.0)	3.85 (0.8-4.84)	3.25
	14	18	18	-	-	-	3.50	4.50	4.50	-	-	-	12.5 (3.5-14.0)	3.86 (0.8-4.84)	3.24
	14	18	24	-	-	-	3.13	4.02	5.35	-	-	-	12.5 (3.5-14.0)	3.83 (0.8-4.84)	3.26
	14	24	24	-	-	-	2.82	4.84	4.84	-	-	-	12.5 (3.5-14.0)	3.80 (0.8-4.84)	3.29
	18	18	18	-	-	-	4.17	4.17	4.17	-	-	-	12.5 (3.5-14.0)	3.85 (0.8-4.84)	3.25
	18	18	24	-	-	-	3.75	3.75	5.00	-	-	-	12.5 (3.5-14.0)	3.81 (0.8-4.84)	3.28
4-unit connection	7	7	7	14	-	-	2.00	2.00	2.00	4.00	-	-	10.0 (3.5-11.1)	2.50 (0.8-3.13)	4.00
	7	7	7	18	-	-	2.00	2.00	2.00	5.00	-	-	11.0 (3.5-12.4)	3.06 (0.8-3.89)	3.59
	7	7	7	24	-	-	1.94	1.94	1.94	6.68	-	-	12.5 (3.5-14.0)	3.77 (0.8-4.84)	3.32
	7	7	9	12	-	-	2.00	2.00	2.50	3.50	-	-	10.0 (3.5-11.1)	2.50 (0.8-3.13)	4.00
	7	7	9	14	-	-	2.00	2.00	2.50	4.00	-	-	10.5 (3.5-11.8)	2.79 (0.8-3.51)	3.76
	7	7	9	18	-	-	2.00	2.00	2.50	5.00	-	-	11.5 (3.5-13.0)	3.33 (0.8-4.27)	3.45
	7	7	9	24	-	-	1.86	1.86	2.39	6.39	-	-	12.5 (3.5-14.0)	3.75 (0.8-4.84)	3.33
	7	7	12	12	-	-	2.00	2.00	3.50	3.50	-	-	11.0 (3.5-12.1)	3.00 (0.8-3.70)	3.67
	7	7	12	14	-	-	2.00	2.00	3.50	4.00	-	-	11.5 (3.5-12.7)	3.27 (0.8-4.08)	3.52
	7	7	12	18	-	-	2.00	2.00	3.50	5.00	-	-	12.5 (3.5-14.0)	3.78 (0.8-4.84)	3.31
	7	7	12	24	-	-	1.75	1.75	3.00	6.00	-	-	12.5 (3.5-14.0)	3.74 (0.8-4.84)	3.34
	7	7	14	14	-	-	2.00	2.00	4.00	4.00	-	-	12.0 (3.5-13.4)	3.51 (0.8-4.46)	3.42
	7	7	14	18	-	-	1.90	1.90	3.80	4.90	-	-	12.5 (3.5-14.0)	3.77 (0.8-4.84)	3.32
	7	7	14	24	-	-	1.68	1.68	3.37	5.77	-	-	12.5 (3.5-14.0)	3.73 (0.8-4.84)	3.35
	7	7	18	18	-	-	1.75	1.75	4.50	4.50	-	-	12.5 (3.5-14.0)	3.74 (0.8-4.84)	3.34
	7	7	18	24	-	-	1.56	1.56	4.02	5.36	-	-	12.5 (3.5-14.0)	3.70 (0.8-4.84)	3.38
	7	7	24	24	-	-	1.41	1.41	4.84	4.84	-	-	12.5 (3.5-14.0)	3.67 (0.8-4.84)	3.41
	7	9	9	9	-	-	2.00	2.50	2.50	2.50	-	-	9.5 (3.5-10.8)	2.31 (0.8-2.93)	4.11
	7	9	9	12	-	-	2.00	2.50	2.50	3.50	-	-	10.5 (3.5-11.8)	2.79 (0.8-3.51)	3.76
	7	9	9	14	-	-	2.00	2.50	2.50	4.00	-	-	11.0 (3.5-12.4)	3.06 (0.8-3.89)	3.59
	7	9	9	18	-	-	2.00	2.50	2.50	5.00	-	-	12.0 (3.5-13.7)	3.57 (0.8-4.65)	3.36
	7	9	9	24	-	-	1.79	2.30	2.30	6.11	-	-	12.5 (3.5-14.0)	3.74 (0.8-4.84)	3.34
	7	9	12	12	-	-	2.00	2.50	3.50	3.50	-	-	11.5 (3.5-12.7)	3.27 (0.8-4.08)	3.52
	7	9	12	14	-	-	2.00	2.50	3.50	4.00	-	-	12.0 (3.5-13.4)	3.51 (0.8-4.46)	3.42
	7	9	12	18	-	-	1.90	2.45	3.26	4.89	-	-	12.5 (3.5-14.0)	3.77 (0.8-4.84)	3.32
	7	9	12	24	-	-	1.68	2.16	2.88	5.78	-	-	12.5 (3.5-14.0)	3.73 (0.8-4.84)	3.35
	7	9	14	14	-	-	2.00	2.50	4.00	4.00	-	-	12.5 (3.5-14.0)	3.78 (0.8-4.84)	3.31
	7	9	14	18	-	-	1.82	2.34	3.65	4.69	-	-	12.5 (3.5-14.0)	3.75 (0.8-4.84)	3.33
	7	9	14	24	-	-	1.62	2.08	3.24	5.56	-	-	12.5 (3.5-14.0)	3.71 (0.8-4.84)	3.37
	7	9	18	18	-	-	1.68	2.16	4.33	4.33	-	-	12.5 (3.5-14.0)	3.73 (0.8-4.84)	3.35
	7	9	18	24	-	-	1.51	1.94	3.88	5.17	-	-	12.5 (3.5-14.0)	3.69 (0.8-4.84)	3.39
	7	12	12	12	-	-	1.90	3.50	3.50	3.50	-	-	12.4 (3.5-13.7)	3.69 (0.8-4.65)	3.36
	7	12	12	14	-	-	1.94	3.33	3.33	3.90	-	-	12.5 (3.5-14.0)	3.77 (0.8-4.84)	3.32
	7	12	12	18	-	-	1.79	3.06	3.06	4.59	-	-	12.5 (3.5-14.0)	3.74 (0.8-4.84)	3.34
	7	12	12	24	-	-	1.59	2.73	2.73	5.45	-	-	12.5 (3.5-14.0)	3.71 (0.8-4.84)	3.37
	7	12	14	14	-	-	1.87	3.19	3.72	3.72	-	-	12.5 (3.5-14.0)	3.75 (0.8-4.84)	3.33
	7	12	14	18	-	-	1.72	2.94	3.43	4.41	-	-	12.5 (3.5-14.0)	3.73 (0.8-4.84)	3.35
	7	12	14	24	-	-	1.54	2.63	3.07	5.26	-	-	12.5 (3.5-14.0)	3.70 (0.8-4.84)	3.38
	7	12	18	18	-	-	1.59	2.73	4.09	4.09	-	-	12.5 (3.5-14.0)	3.71 (0.8-4.84)	3.37
	7	12	18	24	-	-	1.43	2.46	3.69	4.92	-	-	12.5 (3.5-14.0)	3.68 (0.8-4.84)	3.40
	7	14	14	14	-	-	1.79	3.57	3.57	3.57	-	-	12.5 (3.5-14.0)	3.74 (0.8-4.84)	3.34
	7	14	14	18	-	-	1.65	3.30	3.30	4.25	-	-	12.5 (3.5-14.0)	3.72 (0.8-4.84)	3.36
	7	14	14	24	-	-	1.48	2.97	2.97	5.08	-	-	12.5 (3.5-14.0)	3.69 (0.8-4.84)	3.39
	7	14	18	18	-	-	1.53	3.07	3.95	3.95	-	-	12.5 (3.5-14.0)	3.70 (0.8-4.84)	3.38
	7	18	18	18	-	-	1.43	3.69	3.69	3.69	-	-	12.5 (3.5-14.0)	3.68 (0.8-4.84)	3.40

AOHG45LBLA6	Combination of indoor unit						Cooling Operation								
							Cooling Capacity							Input Power (Min.-Max.)	EER (W/W)
							Unit 1	Unit 2	Unit 3	Unit 4	Unit 5	Unit 6	Total (Min.-Max.)		
	Unit 1	Unit 2	Unit 3	Unit 4	Unit 5	Unit 6	kW	kW	kW	kW	kW	kW	kW	kW	
4-unit connection	9	9	9	9	-	-	2.50	2.50	2.50	2.50	-	-	10.0 (3.5-11.5)	2.59 (0.8-3.32)	3.86
	9	9	9	12	-	-	2.50	2.50	2.50	3.50	-	-	11.0 (3.5-12.4)	3.06 (0.8-3.89)	3.59
	9	9	9	14	-	-	2.50	2.50	2.50	4.00	-	-	11.5 (3.5-13.0)	3.33 (0.8-4.27)	3.45
	9	9	9	18	-	-	2.50	2.50	2.50	5.00	-	-	12.5 (3.5-14.0)	3.77 (0.8-4.84)	3.32
	9	9	9	24	-	-	2.21	2.21	2.21	5.87	-	-	12.5 (3.5-14.0)	3.73 (0.8-4.84)	3.35
	9	9	12	12	-	-	2.50	2.50	3.50	3.50	-	-	12.0 (3.5-13.4)	3.51 (0.8-4.46)	3.42
	9	9	12	14	-	-	2.50	2.50	3.50	4.00	-	-	12.5 (3.5-14.0)	3.78 (0.8-4.84)	3.31
	9	9	12	18	-	-	2.34	2.34	3.13	4.69	-	-	12.5 (3.5-14.0)	3.75 (0.8-4.84)	3.33
	9	9	12	24	-	-	2.08	2.08	2.78	5.56	-	-	12.5 (3.5-14.0)	3.71 (0.8-4.84)	3.37
	9	9	14	14	-	-	2.45	2.45	3.80	3.80	-	-	12.5 (3.5-14.0)	3.77 (0.8-4.84)	3.32
	9	9	14	18	-	-	2.25	2.25	3.50	4.50	-	-	12.5 (3.5-14.0)	3.74 (0.8-4.84)	3.34
	9	9	14	24	-	-	2.01	2.01	3.13	5.35	-	-	12.5 (3.5-14.0)	3.70 (0.8-4.84)	3.38
	9	9	18	18	-	-	2.08	2.08	4.17	4.17	-	-	12.5 (3.5-14.0)	3.71 (0.8-4.84)	3.37
	9	9	18	24	-	-	1.88	1.88	3.75	4.99	-	-	12.5 (3.5-14.0)	3.68 (0.8-4.84)	3.40
	9	12	12	12	-	-	2.51	3.33	3.33	3.33	-	-	12.5 (3.5-14.0)	3.77 (0.8-4.84)	3.32
	9	12	12	14	-	-	2.39	3.19	3.19	3.73	-	-	12.5 (3.5-14.0)	3.75 (0.8-4.84)	3.33
	9	12	12	18	-	-	2.21	2.94	2.94	4.41	-	-	12.5 (3.5-14.0)	3.73 (0.8-4.84)	3.35
	9	12	12	24	-	-	1.97	2.63	2.63	5.27	-	-	12.5 (3.5-14.0)	3.70 (0.8-4.84)	3.38
	9	12	14	14	-	-	2.30	3.06	3.57	3.57	-	-	12.5 (3.5-14.0)	3.74 (0.8-4.84)	3.34
	9	12	14	18	-	-	2.12	2.83	3.30	4.25	-	-	12.5 (3.5-14.0)	3.72 (0.8-4.84)	3.36
	9	12	14	24	-	-	1.91	2.54	2.97	5.08	-	-	12.5 (3.5-14.0)	3.69 (0.8-4.84)	3.39
	9	12	18	18	-	-	1.97	2.63	3.95	3.95	-	-	12.5 (3.5-14.0)	3.70 (0.8-4.84)	3.38
	9	14	14	14	-	-	2.21	3.43	3.43	3.43	-	-	12.5 (3.5-14.0)	3.73 (0.8-4.84)	3.35
	9	14	14	18	-	-	2.05	3.18	3.18	4.09	-	-	12.5 (3.5-14.0)	3.71 (0.8-4.84)	3.37
	9	14	14	24	-	-	1.84	2.87	2.87	4.92	-	-	12.5 (3.5-14.0)	3.68 (0.8-4.84)	3.40
	9	14	18	18	-	-	1.91	2.97	3.81	3.81	-	-	12.5 (3.5-14.0)	3.69 (0.8-4.84)	3.39
	12	12	12	12	-	-	3.13	3.13	3.13	3.13	-	-	12.5 (3.5-14.0)	3.75 (0.8-4.84)	3.33
	12	12	12	14	-	-	3.00	3.00	3.00	3.50	-	-	12.5 (3.5-14.0)	3.74 (0.8-4.84)	3.34
	12	12	12	18	-	-	2.78	2.78	2.78	4.16	-	-	12.5 (3.5-14.0)	3.71 (0.8-4.84)	3.37
	12	12	12	24	-	-	2.50	2.50	2.50	5.00	-	-	12.5 (3.5-14.0)	3.68 (0.8-4.84)	3.40
	12	12	14	14	-	-	2.88	2.88	3.37	3.37	-	-	12.5 (3.5-14.0)	3.73 (0.8-4.84)	3.35
	12	12	14	18	-	-	2.68	2.68	3.13	4.01	-	-	12.5 (3.5-14.0)	3.70 (0.8-4.84)	3.38
	12	12	14	24	-	-	2.42	2.42	2.82	4.84	-	-	12.5 (3.5-14.0)	3.67 (0.8-4.84)	3.41
	12	12	18	18	-	-	2.50	2.50	3.75	3.75	-	-	12.5 (3.5-14.0)	3.68 (0.8-4.84)	3.40
	12	14	14	14	-	-	2.78	3.24	3.24	3.24	-	-	12.5 (3.5-14.0)	3.71 (0.8-4.84)	3.37
	12	14	14	18	-	-	2.59	3.02	3.02	3.87	-	-	12.5 (3.5-14.0)	3.69 (0.8-4.84)	3.39
	12	14	18	18	-	-	2.42	2.82	3.63	3.63	-	-	12.5 (3.5-14.0)	3.67 (0.8-4.84)	3.41
5-unit connection	7	7	7	7	7	-	2.00	2.00	2.00	2.00	2.00	-	10.0 (3.5-11.1)	2.44 (0.8-3.13)	4.10
	7	7	7	7	9	-	2.00	2.00	2.00	2.00	2.50	-	10.5 (3.5-11.8)	2.72 (0.8-3.51)	3.86
	7	7	7	7	12	-	2.00	2.00	2.00	2.00	3.50	-	11.5 (3.5-12.7)	3.18 (0.8-4.08)	3.62
	7	7	7	7	14	-	2.00	2.00	2.00	2.00	4.00	-	12.0 (3.5-13.4)	3.41 (0.8-4.46)	3.52
	7	7	7	7	18	-	1.90	1.90	1.90	1.90	4.90	-	12.5 (3.5-14.0)	3.65 (0.8-4.84)	3.42
	7	7	7	7	24	-	1.68	1.68	1.68	1.68	5.78	-	12.5 (3.5-14.0)	3.61 (0.8-4.84)	3.46
	7	7	7	9	9	-	2.00	2.00	2.00	2.50	2.50	-	11.0 (3.5-12.4)	2.98 (0.8-3.89)	3.69
	7	7	7	9	12	-	2.00	2.00	2.00	2.50	3.50	-	12.0 (3.5-13.4)	3.41 (0.8-4.46)	3.52
	7	7	7	9	14	-	2.00	2.00	2.00	2.50	4.00	-	12.5 (3.5-14.0)	3.67 (0.8-4.84)	3.41
	7	7	7	9	18	-	1.82	1.82	1.82	2.34	4.70	-	12.5 (3.5-14.0)	3.64 (0.8-4.84)	3.43
	7	7	7	9	24	-	1.62	1.62	1.62	2.08	5.56	-	12.5 (3.5-14.0)	3.60 (0.8-4.84)	3.47
	7	7	7	12	12	-	1.94	1.94	1.94	3.34	3.34	-	12.5 (3.5-14.0)	3.65 (0.8-4.84)	3.42
	7	7	7	12	14	-	1.86	1.86	1.86	3.19	3.73	-	12.5 (3.5-14.0)	3.64 (0.8-4.84)	3.43
	7	7	7	12	18	-	1.72	1.72	1.72	2.94	4.40	-	12.5 (3.5-14.0)	3.62 (0.8-4.84)	3.45
	7	7	7	12	24	-	1.54	1.54	1.54	2.63	5.25	-	12.5 (3.5-14.0)	3.58 (0.8-4.84)	3.49
	7	7	7	14	14	-	1.79	1.79	1.79	3.57	3.57	-	12.5 (3.5-14.0)	3.63 (0.8-4.84)	3.44
	7	7	7	14	18	-	1.65	1.65	1.65	3.30	4.25	-	12.5 (3.5-14.0)	3.60 (0.8-4.84)	3.47
	7	7	7	14	24	-	1.48	1.48	1.48	2.97	5.09	-	12.5 (3.5-14.0)	3.57 (0.8-4.84)	3.50
	7	7	7	18	18	-	1.54	1.54	1.54	3.94	3.94	-	12.5 (3.5-14.0)	3.58 (0.8-4.84)	3.49
	7	7	9	9	9	-	2.00	2.00	2.50	2.50	2.50	-	11.5 (3.5-13.0)	3.24 (0.8-4.27)	3.55
	7	7	9	9	12	-	2.00	2.00	2.50	2.50	3.50	-	12.5 (3.5-14.0)	3.67 (0.8-4.84)	3.41
	7	7	9	9	14	-	1.90	1.90	2.45	2.45	3.80	-	12.5 (3.5-14.0)	3.65 (0.8-4.84)	3.42
	7	7	9	9	18	-	1.75	1.75	2.25	2.25	4.50	-	12.5 (3.5-14.0)	3.62 (0.8-4.84)	3.45
	7	7	9	9	24	-	1.56	1.56	2.01	2.01	5.36	-	12.5 (3.5-14.0)	3.59 (0.8-4.84)	3.48
	7	7	9	12	12	-	1.86	1.86	2.40	3.19	3.19	-	12.5 (3.5-14.0)	3.64 (0.8-4.84)	3.43
	7	7	9	12	14	-	1.79	1.79	2.30	3.06	3.56	-	12.5 (3.5-14.0)	3.63 (0.8-4.84)	3.44
	7	7	9	12	18	-	1.65	1.65	2.12	2.83	4.25	-	12.5 (3.5-14.0)	3.60 (0.8-4.84)	3.47
	7	7	9	12	24	-	1.48	1.48	1.91	2.54	5.09	-	12.5 (3.5-14.0)	3.57 (0.8-4.84)	3.50
	7	7	9	14	14	-	1.72	1.72	2.20	3.43	3.43	-	12.5 (3.5-14.0)	3.62 (0.8-4.84)	3.45
	7	7	9	14	18	-	1.59	1.59	2.05	3.18	4.09	-	12.5 (3.5-14.0)	3.59 (0.8-4.84)	3.48
	7	7	9	14	24	-	1.43	1.43	1.84	2.87	4.93	-	12.5 (3.5-14.0)	3.56 (0.8-4.84)	3.51
	7	7	9	18	18	-	1.48	1.48	1.92	3.81	3.81	-	12.5 (3.5-14.0)	3.57 (0.8-4.84)	3.50
	7	7	12	12	12	-	1.75	1.75	3.00	3.00	3.00	-	12.5 (3.5-14.0)	3.62 (0.8-4.84)	3.45
	7	7	12	12	14	-	1.68	1.68	2.88	2.88	3.38	-	12.5 (3.5-14.0)	3.61 (0.8-4.84)	3.46
	7	7	12	12	18	-	1.56	1.56	2.68	2.68	4.02	-	12.5 (3.5-14.0)	3.59 (0.8-4.84)	3.48
	7	7	12	12	24	-	1.41	1.41	2.42	2.42	4.84	-	12.5 (3.5-14.0)	3.55 (0.8-4.84)	3.52
	7	7	12	14	14	-	1.62	1.62	2.78	3.24	3.24	-	12.5 (3.5-14.0)	3.60 (0.8-4.84)	3.47
	7	7	12	14	18	-	1.51	1.51	2.59	3.02	3.87	-	12.5 (3.5-14.0)	3.57 (0.8-4.84)	3.50
	7	7	12	18	18	-	1.41	1.41	2.42	3.63	3.63	-	12.5 (3.5-14.0)	3.55 (0.8-4.84)	3.52
	7	7	14	14	14	-	1.56	1.56	3.13	3.13	3.13	-	12.5 (3.5-14.0)	3.59 (0.8-4.84)	3.48
	7	7	14	14	18	-	1.46	1.46	2.92	2.92	3.74	-	12.5 (3.5-14.0)	3.56 (0.8-4.84)	3.51
	7	9	9	9	9	-	2.00	2.50	2.50	2.50	2.50	-	12.0 (3.5-13.7)	3.47 (0.8-4.65)	3.46
	7	9	9	9	12	-	1.90	2.45	2.45	2.45	3.25	-	12.5 (3.5-14.0)	3.65 (0.8-4.84)	3.42
	7	9	9	9	14	-	1.82	2.34	2.34	2.34	3.66	-	12.5 (3.5-14.0)	3.64 (0.8-4.84)	3.43
	7	9	9	9	18	-	1.68	2.16	2.16	2.16	4.34	-	12.5 (3.5-14.0)	3.61 (0.8-4.84)	3.46
	7	9	9	9	24	-	1.51	1.94	1.94	1.94	5.17	-	12.5 (3.5-14.0)	3.57 (0.8-4.84)	3.50
	7	9	9	12	12	-	1.78	2.30	2.30	3.06	3.06	-	12.5 (3.5-14.0)	3.63 (0.8-4.84)	3.44
	7	9	9	12	14	-	1.72	2.21	2.21	2.94	3.42	-	12.5 (3.5-14.0)	3.62 (0.8-4.84)	3.45
	7	9	9	12	18	-	1.59	2.05	2.05	2.73	4.08	-	12.5 (3.5-14.0)	3.59 (0.8-4.84)	3.48
	7	9	9	12	24	-	1.43	1.84	1.84	2.46	4.93	-	12.5 (3.5-14.0)	3.56 (0.8-4.84)	3.51
	7	9	9	14	14	-	1.66	2.12	2.12	3.30	3.30	-	12.5 (3.5-14.0)	3.60 (0.8-4.84)	3.47
	7	9	9	14	18	-	1.54	1.97	1.97	3.07	3.95	-	12.5 (3.5-14.0)	3.58 (0.8-4.84)	3.49
	7	9	9	18	18	-	1.44	1.84	1.84	3.69	3.69	-	12.5 (3.5-14.0)	3.56 (0.8-4.84)	3.51

6-unit Multi-split Combination Table-Cooling/Heating

6-unit Multi-split cooling

AOHG45LBLA6	Combination of indoor unit						Cooling Operation								
							Cooling Capacity							Input Power (Min.-Max.)	EER (W/W)
							Unit 1	Unit 2	Unit 3	Unit 4	Unit 5	Unit 6	Total (Min.-Max.)		
	Unit 1	Unit 2	Unit 3	Unit 4	Unit 5	Unit 6	kW	kW	kW	kW	kW	kW	kW	kW	
5-unit connection	7	9	12	12	12	-	1.69	2.17	2.88	2.88	2.88	-	12.5 (3.5-14.0)	3.61 (0.8-4.84)	3.46
	7	9	12	12	14	-	1.62	2.08	2.78	2.78	3.24	-	12.5 (3.5-14.0)	3.60 (0.8-4.84)	3.47
	7	9	12	12	18	-	1.51	1.94	2.59	2.59	3.87	-	12.5 (3.5-14.0)	3.57 (0.8-4.84)	3.50
	7	9	12	14	14	-	1.55	2.01	2.68	3.13	3.13	-	12.5 (3.5-14.0)	3.59 (0.8-4.84)	3.48
	7	9	12	14	18	-	1.46	1.88	2.50	2.92	3.74	-	12.5 (3.5-14.0)	3.56 (0.8-4.84)	3.51
	7	9	14	14	14	-	1.50	1.94	3.02	3.02	3.02	-	12.5 (3.5-14.0)	3.57 (0.8-4.84)	3.50
	7	9	14	14	18	-	1.41	1.81	2.82	2.82	3.64	-	12.5 (3.5-14.0)	3.55 (0.8-4.84)	3.52
	7	12	12	12	12	-	1.58	2.73	2.73	2.73	2.73	-	12.5 (3.5-14.0)	3.59 (0.8-4.84)	3.48
	7	12	12	12	14	-	1.54	2.63	2.63	2.63	3.07	-	12.5 (3.5-14.0)	3.58 (0.8-4.84)	3.49
	7	12	12	12	18	-	1.43	2.46	2.46	2.46	3.69	-	12.5 (3.5-14.0)	3.56 (0.8-4.84)	3.51
	7	12	12	14	14	-	1.48	2.54	2.54	2.97	2.97	-	12.5 (3.5-14.0)	3.57 (0.8-4.84)	3.50
	7	12	14	14	14	-	1.43	2.46	2.87	2.87	2.87	-	12.5 (3.5-14.0)	3.56 (0.8-4.84)	3.51
	9	9	9	9	9	-	2.50	2.50	2.50	2.50	2.50	-	12.5 (3.5-14.0)	3.65 (0.8-4.84)	3.42
	9	9	9	9	12	-	2.34	2.34	2.34	2.34	3.14	-	12.5 (3.5-14.0)	3.64 (0.8-4.84)	3.43
	9	9	9	9	14	-	2.25	2.25	2.25	2.25	3.50	-	12.5 (3.5-14.0)	3.62 (0.8-4.84)	3.45
	9	9	9	9	18	-	2.08	2.08	2.08	2.08	4.18	-	12.5 (3.5-14.0)	3.60 (0.8-4.84)	3.47
	9	9	9	9	24	-	1.88	1.88	1.88	1.88	4.98	-	12.5 (3.5-14.0)	3.56 (0.8-4.84)	3.51
	9	9	9	12	12	-	2.21	2.21	2.21	2.94	2.94	-	12.5 (3.5-14.0)	3.62 (0.8-4.84)	3.45
	9	9	9	12	14	-	2.12	2.12	2.12	2.83	3.31	-	12.5 (3.5-14.0)	3.60 (0.8-4.84)	3.47
	9	9	9	12	18	-	1.97	1.97	1.97	2.63	3.96	-	12.5 (3.5-14.0)	3.58 (0.8-4.84)	3.49
	9	9	9	14	14	-	2.05	2.05	2.05	3.18	3.18	-	12.5 (3.5-14.0)	3.59 (0.8-4.84)	3.48
	9	9	9	14	18	-	1.91	1.91	1.91	2.97	3.80	-	12.5 (3.5-14.0)	3.57 (0.8-4.84)	3.50
	9	9	12	12	12	-	2.08	2.08	2.78	2.78	2.78	-	12.5 (3.5-14.0)	3.60 (0.8-4.84)	3.47
	9	9	12	12	14	-	2.01	2.01	2.68	2.68	3.12	-	12.5 (3.5-14.0)	3.59 (0.8-4.84)	3.48
	9	9	12	12	18	-	1.88	1.88	2.50	2.50	3.74	-	12.5 (3.5-14.0)	3.56 (0.8-4.84)	3.51
	9	9	12	14	14	-	1.94	1.94	2.58	3.02	3.02	-	12.5 (3.5-14.0)	3.57 (0.8-4.84)	3.50
	9	9	12	14	18	-	1.81	1.81	2.42	2.82	3.64	-	12.5 (3.5-14.0)	3.55 (0.8-4.84)	3.52
	9	9	14	14	14	-	1.87	1.87	2.92	2.92	2.92	-	12.5 (3.5-14.0)	3.56 (0.8-4.84)	3.51
	9	12	12	12	12	-	1.98	2.63	2.63	2.63	2.63	-	12.5 (3.5-14.0)	3.58 (0.8-4.84)	3.49
	9	12	12	12	14	-	1.91	2.54	2.54	2.54	2.97	-	12.5 (3.5-14.0)	3.57 (0.8-4.84)	3.50
	9	12	12	14	14	-	1.84	2.46	2.46	2.87	2.87	-	12.5 (3.5-14.0)	3.56 (0.8-4.84)	3.51
	12	12	12	12	12	-	2.50	2.50	2.50	2.50	2.50	-	12.5 (3.5-14.0)	3.56 (0.8-4.84)	3.51
	12	12	12	12	14	-	2.42	2.42	2.42	2.42	2.82	-	12.5 (3.5-14.0)	3.55 (0.8-4.84)	3.52
6-unit connection	7	7	7	7	7	7	2.00	2.00	2.00	2.00	2.00	2.00	12.0 (3.5-13.4)	3.32 (0.8-4.46)	3.61
	7	7	7	7	7	9	2.00	2.00	2.00	2.00	2.00	2.50	12.5 (3.5-14.0)	3.57 (0.8-4.84)	3.50
	7	7	7	7	7	12	1.86	1.86	1.86	1.86	1.86	3.20	12.5 (3.5-14.0)	3.55 (0.8-4.84)	3.52
	7	7	7	7	7	14	1.79	1.79	1.79	1.79	1.79	3.55	12.5 (3.5-14.0)	3.54 (0.8-4.84)	3.53
	7	7	7	7	7	18	1.65	1.65	1.65	1.65	1.65	4.25	12.5 (3.5-14.0)	3.51 (0.8-4.84)	3.56
	7	7	7	7	7	24	1.48	1.48	1.48	1.48	1.48	5.10	12.5 (3.5-14.0)	3.48 (0.8-4.84)	3.59
	7	7	7	7	9	9	1.90	1.90	1.90	1.90	2.45	2.45	12.5 (3.5-14.0)	3.56 (0.8-4.84)	3.51
	7	7	7	7	9	12	1.79	1.79	1.79	1.79	2.29	3.05	12.5 (3.5-14.0)	3.54 (0.8-4.84)	3.53
	7	7	7	7	9	14	1.72	1.72	1.72	1.72	2.20	3.42	12.5 (3.5-14.0)	3.53 (0.8-4.84)	3.54
	7	7	7	7	9	18	1.59	1.59	1.59	1.59	2.05	4.09	12.5 (3.5-14.0)	3.50 (0.8-4.84)	3.57
	7	7	7	7	9	24	1.43	1.43	1.43	1.43	1.85	4.93	12.5 (3.5-14.0)	3.47 (0.8-4.84)	3.60
	7	7	7	7	12	12	1.68	1.68	1.68	1.68	2.89	2.89	12.5 (3.5-14.0)	3.52 (0.8-4.84)	3.55
	7	7	7	7	12	14	1.62	1.62	1.62	1.62	2.78	3.24	12.5 (3.5-14.0)	3.51 (0.8-4.84)	3.56
	7	7	7	7	12	18	1.51	1.51	1.51	1.51	2.59	3.87	12.5 (3.5-14.0)	3.48 (0.8-4.84)	3.59
	7	7	7	7	14	14	1.56	1.56	1.56	1.56	3.13	3.13	12.5 (3.5-14.0)	3.50 (0.8-4.84)	3.57
	7	7	7	7	14	18	1.46	1.46	1.46	1.46	2.92	3.74	12.5 (3.5-14.0)	3.47 (0.8-4.84)	3.60
	7	7	7	9	9	9	1.82	1.82	1.82	2.34	2.34	2.34	12.5 (3.5-14.0)	3.55 (0.8-4.84)	3.52
	7	7	7	9	9	12	1.72	1.72	1.72	2.21	2.21	2.92	12.5 (3.5-14.0)	3.53 (0.8-4.84)	3.54
	7	7	7	9	9	14	1.65	1.65	1.65	2.12	2.12	3.31	12.5 (3.5-14.0)	3.51 (0.8-4.84)	3.56
	7	7	7	9	9	18	1.54	1.54	1.54	1.97	1.97	3.94	12.5 (3.5-14.0)	3.49 (0.8-4.84)	3.58
	7	7	7	9	12	12	1.62	1.62	1.62	2.08	2.78	2.78	12.5 (3.5-14.0)	3.51 (0.8-4.84)	3.56
	7	7	7	9	12	14	1.56	1.56	1.56	2.01	2.68	3.13	12.5 (3.5-14.0)	3.50 (0.8-4.84)	3.57
	7	7	7	9	12	18	1.46	1.46	1.46	1.88	2.50	3.74	12.5 (3.5-14.0)	3.47 (0.8-4.84)	3.60
	7	7	7	9	14	14	1.51	1.51	1.51	1.93	3.02	3.02	12.5 (3.5-14.0)	3.48 (0.8-4.84)	3.59
	7	7	7	12	12	12	1.54	1.54	1.54	2.63	2.63	2.63	12.5 (3.5-14.0)	3.49 (0.8-4.84)	3.58
	7	7	7	12	12	14	1.48	1.48	1.48	2.54	2.54	2.98	12.5 (3.5-14.0)	3.48 (0.8-4.84)	3.59
	7	7	7	12	14	14	1.43	1.43	1.43	2.47	2.87	2.87	12.5 (3.5-14.0)	3.47 (0.8-4.84)	3.60
	7	7	9	9	9	9	1.75	1.75	2.25	2.25	2.25	2.25	12.5 (3.5-14.0)	3.53 (0.8-4.84)	3.54
	7	7	9	9	9	12	1.65	1.65	2.12	2.12	2.12	2.84	12.5 (3.5-14.0)	3.51 (0.8-4.84)	3.56
	7	7	9	9	9	14	1.59	1.59	2.05	2.05	2.05	3.17	12.5 (3.5-14.0)	3.50 (0.8-4.84)	3.57
	7	7	9	9	9	18	1.48	1.48	1.91	1.91	1.91	3.81	12.5 (3.5-14.0)	3.48 (0.8-4.84)	3.59
	7	7	9	9	12	12	1.56	1.56	2.01	2.01	2.68	2.68	12.5 (3.5-14.0)	3.50 (0.8-4.84)	3.57
	7	7	9	9	12	14	1.51	1.51	1.94	1.94	2.59	3.01	12.5 (3.5-14.0)	3.48 (0.8-4.84)	3.59
	7	7	9	9	12	18	1.41	1.41	1.81	1.81	2.42	3.64	12.5 (3.5-14.0)	3.46 (0.8-4.84)	3.61
	7	7	9	9	14	14	1.46	1.46	1.88	1.88	2.91	2.91	12.5 (3.5-14.0)	3.47 (0.8-4.84)	3.60
	7	7	9	12	12	12	1.48	1.48	1.92	2.54	2.54	2.54	12.5 (3.5-14.0)	3.48 (0.8-4.84)	3.59
	7	7	9	12	12	14	1.43	1.43	1.85	2.46	2.46	2.87	12.5 (3.5-14.0)	3.47 (0.8-4.84)	3.60
	7	7	12	12	12	12	1.41	1.41	2.42	2.42	2.42	2.42	12.5 (3.5-14.0)	3.46 (0.8-4.84)	3.61
	7	9	9	9	9	9	1.70	2.16	2.16	2.16	2.16	2.16	12.5 (3.5-14.0)	3.52 (0.8-4.84)	3.55
	7	9	9	9	9	12	1.59	2.05	2.05	2.05	2.05	2.71	12.5 (3.5-14.0)	3.50 (0.8-4.84)	3.57
	7	9	9	9	9	14	1.54	1.97	1.97	1.97	1.97	3.08	12.5 (3.5-14.0)	3.49 (0.8-4.84)	3.58
	7	9	9	9	12	12	1.50	1.94	1.94	1.94	2.59	2.59	12.5 (3.5-14.0)	3.48 (0.8-4.84)	3.59
	7	9	9	9	12	14	1.46	1.88	1.88	1.88	2.50	2.90	12.5 (3.5-14.0)	3.47 (0.8-4.84)	3.60
	7	9	9	12	12	12	1.44	1.84	1.84	2.46	2.46	2.46	12.5 (3.5-14.0)	3.47 (0.8-4.84)	3.60
	9	9	9	9	9	9	2.08	2.08	2.08	2.08	2.08	2.08	12.5 (3.5-14.0)	3.51 (0.8-4.84)	3.56
	9	9	9	9	9	12	1.97	1.97	1.97	1.97	1.97	2.65	12.5 (3.5-14.0)	3.49 (0.8-4.84)	3.58
	9	9	9	9	12	12	1.88	1.88	1.88	1.88	2.49	2.49	12.5 (3.5-14.0)	3.47 (0.8-4.84)	3.60

Note: •7: 7,000 Btu/h, 9: 9,000 Btu/h, 12: 12,000 Btu/h, 14: 14,000 Btu/h, 18: 18,000 Btu/h, 24: 24,000 Btu/h
•The above is the value for connecting with Wall Mounted type.
•2 or more indoor units should be connected.
•Cooling capacity is based on 27°CDB/19°CWB (indoor temperature), 35°CDB (outdoor temperature).
•Pipe Length: 5 m, Height difference: 0 m (Outdoor unit to Indoor unit)
•The Total ability of connected indoor unit is up to 54000 Btu from 27000 Btu.

6-unit Multi-split heating

AOHG45LBLA6	Combination of indoor unit						Heating Operation								
							Heating Capacity							Input Power (Min.-Max.)	COP (W/W)
							Unit 1	Unit 2	Unit 3	Unit 4	Unit 5	Unit 6	Total (Min.-Max.)		
	Unit 1	Unit 2	Unit 3	Unit 4	Unit 5	Unit 6	kW	kW	kW	kW	kW	kW	kW	kW	
2-unit connection	12	24	-	-	-	-	4.07	8.13	-	-	-	-	12.2 (3.5-13.1)	3.41 (0.7-3.54)	3.58
	14	24	-	-	-	-	4.61	7.89	-	-	-	-	12.5 (3.5-13.8)	3.56 (0.7-3.76)	3.51
	18	18	-	-	-	-	6.10	6.10	-	-	-	-	12.2 (3.5-13.1)	3.41 (0.7-3.54)	3.58
	18	24	-	-	-	-	5.66	7.54	-	-	-	-	13.2 (3.5-15.3)	3.78 (0.7-4.20)	3.49
	24	24	-	-	-	-	6.75	6.75	-	-	-	-	13.5 (3.5-16.0)	3.89 (0.7-4.41)	3.47
3-unit connection	7	7	24	-	-	-	2.30	2.30	7.90	-	-	-	12.5 (3.5-13.8)	3.43 (0.7-3.76)	3.64
	7	9	18	-	-	-	2.35	3.02	6.03	-	-	-	11.4 (3.5-12.4)	2.98 (0.7-3.33)	3.83
	7	9	24	-	-	-	2.24	2.88	7.68	-	-	-	12.8 (3.5-14.5)	3.54 (0.7-3.98)	3.62
	7	12	18	-	-	-	2.33	3.99	5.98	-	-	-	12.3 (3.5-13.5)	3.35 (0.7-3.65)	3.67
	7	12	24	-	-	-	2.17	3.71	7.42	-	-	-	13.3 (3.5-15.6)	3.69 (0.7-4.30)	3.60
	7	14	14	-	-	-	2.40	4.80	4.80	-	-	-	12.0 (3.5-12.7)	3.15 (0.7-3.44)	3.81
	7	14	18	-	-	-	2.28	4.56	5.86	-	-	-	12.7 (3.5-14.2)	3.49 (0.7-3.87)	3.64
	7	14	24	-	-	-	2.10	4.20	7.20	-	-	-	13.5 (3.5-16.0)	3.75 (0.7-4.41)	3.60
	7	18	18	-	-	-	2.16	5.57	5.57	-	-	-	13.3 (3.5-15.6)	3.69 (0.7-4.30)	3.60
	7	18	24	-	-	-	1.93	4.96	6.61	-	-	-	13.5 (3.5-16.0)	3.74 (0.7-4.41)	3.61
	7	24	24	-	-	-	1.72	5.89	5.89	-	-	-	13.5 (3.5-16.0)	3.72 (0.7-4.41)	3.63
	9	9	18	-	-	-	3.05	3.05	6.10	-	-	-	12.2 (3.5-13.1)	3.28 (0.7-3.54)	3.72
	9	9	24	-	-	-	2.83	2.83	7.54	-	-	-	13.2 (3.5-15.3)	3.64 (0.7-4.20)	3.63
	9	12	14	-	-	-	3.09	4.11	4.80	-	-	-	12.0 (3.5-12.7)	3.15 (0.7-3.44)	3.81
	9	12	18	-	-	-	2.93	3.91	5.86	-	-	-	12.7 (3.5-14.2)	3.49 (0.7-3.87)	3.64
	9	12	24	-	-	-	2.70	3.60	7.20	-	-	-	13.5 (3.5-16.0)	3.75 (0.7-4.41)	3.60
	9	14	14	-	-	-	3.00	4.65	4.65	-	-	-	12.3 (3.5-13.5)	3.35 (0.7-3.65)	3.67
	9	14	18	-	-	-	2.85	4.44	5.71	-	-	-	13.0 (3.5-14.9)	3.59 (0.7-4.09)	3.62
	9	14	24	-	-	-	2.59	4.02	6.89	-	-	-	13.5 (3.5-16.0)	3.74 (0.7-4.41)	3.61
	9	18	18	-	-	-	2.70	5.40	5.40	-	-	-	13.5 (3.5-16.0)	3.75 (0.7-4.41)	3.60
	9	18	24	-	-	-	2.38	4.76	6.36	-	-	-	13.5 (3.5-16.0)	3.73 (0.7-4.41)	3.62
	9	24	24	-	-	-	2.14	5.68	5.68	-	-	-	13.5 (3.5-16.0)	3.71 (0.7-4.41)	3.64
	12	12	12	-	-	-	4.07	4.07	4.07	-	-	-	12.2 (3.5-13.1)	3.28 (0.7-3.54)	3.72
	12	12	14	-	-	-	3.94	3.95	4.61	-	-	-	12.5 (3.5-13.8)	3.43 (0.7-3.76)	3.64
	12	12	18	-	-	-	3.77	3.77	5.66	-	-	-	13.2 (3.5-15.3)	3.64 (0.7-4.20)	3.63
	12	12	24	-	-	-	3.38	3.38	6.74	-	-	-	13.5 (3.5-16.0)	3.74 (0.7-4.41)	3.61
	12	14	14	-	-	-	3.84	4.48	4.48	-	-	-	12.8 (3.5-14.5)	3.54 (0.7-3.98)	3.62
	12	14	18	-	-	-	3.68	4.30	5.52	-	-	-	13.5 (3.5-16.0)	3.75 (0.7-4.41)	3.60
	12	14	24	-	-	-	3.24	3.78	6.48	-	-	-	13.5 (3.5-16.0)	3.74 (0.7-4.41)	3.61
	12	18	18	-	-	-	3.38	5.06	5.06	-	-	-	13.5 (3.5-16.0)	3.74 (0.7-4.41)	3.61
	12	18	24	-	-	-	3.00	4.50	6.00	-	-	-	13.5 (3.5-16.0)	3.72 (0.7-4.41)	3.63
	12	24	24	-	-	-	2.70	5.40	5.40	-	-	-	13.5 (3.5-16.0)	3.71 (0.7-4.41)	3.64
	14	14	14	-	-	-	4.40	4.40	4.40	-	-	-	13.2 (3.5-15.3)	3.64 (0.7-4.20)	3.63
	14	14	18	-	-	-	4.11	4.11	5.28	-	-	-	13.5 (3.5-16.0)	3.75 (0.7-4.41)	3.60
	14	14	24	-	-	-	3.63	3.63	6.24	-	-	-	13.5 (3.5-16.0)	3.73 (0.7-4.41)	3.62
	14	18	18	-	-	-	3.78	4.86	4.86	-	-	-	13.5 (3.5-16.0)	3.74 (0.7-4.41)	3.61
	14	18	24	-	-	-	3.38	4.34	5.78	-	-	-	13.5 (3.5-16.0)	3.72 (0.7-4.41)	3.63
	14	24	24	-	-	-	3.04	5.23	5.23	-	-	-	13.5 (3.5-16.0)	3.70 (0.7-4.41)	3.65
	18	18	18	-	-	-	4.50	4.50	4.50	-	-	-	13.5 (3.5-16.0)	3.72 (0.7-4.41)	3.63
	18	18	24	-	-	-	4.05	4.05	5.40	-	-	-	13.5 (3.5-16.0)	3.71 (0.7-4.41)	3.64
4-unit connection	7	7	7	14	-	-	2.40	2.40	2.40	4.80	-	-	12.0 (3.5-12.7)	2.98 (0.7-3.44)	4.03
	7	7	7	18	-	-	2.28	2.28	2.28	5.86	-	-	12.7 (3.5-14.2)	3.35 (0.7-3.87)	3.79
	7	7	7	24	-	-	2.10	2.10	2.10	7.20	-	-	13.5 (3.5-16.0)	3.61 (0.7-4.41)	3.74
	7	7	9	12	-	-	2.40	2.40	3.09	4.11	-	-	12.0 (3.5-12.7)	2.98 (0.7-3.44)	4.03
	7	7	9	14	-	-	2.33	2.33	2.99	4.65	-	-	12.3 (3.5-13.5)	3.19 (0.7-3.65)	3.86
	7	7	9	18	-	-	2.22	2.22	2.85	5.71	-	-	13.0 (3.5-14.9)	3.46 (0.7-4.09)	3.76
	7	7	9	24	-	-	2.01	2.01	2.59	6.89	-	-	13.5 (3.5-16.0)	3.60 (0.7-4.41)	3.75
	7	7	12	12	-	-	2.30	2.30	3.95	3.95	-	-	12.5 (3.5-13.8)	3.28 (0.7-3.76)	3.81
	7	7	12	14	-	-	2.24	2.24	3.84	4.48	-	-	12.8 (3.5-14.5)	3.41 (0.7-3.98)	3.75
	7	7	12	18	-	-	2.15	2.15	3.68	5.52	-	-	13.5 (3.5-16.0)	3.61 (0.7-4.41)	3.74
	7	7	12	24	-	-	1.89	1.89	3.24	6.48	-	-	13.5 (3.5-16.0)	3.60 (0.7-4.41)	3.75
	7	7	14	14	-	-	2.20	2.20	4.40	4.40	-	-	13.2 (3.5-15.3)	3.52 (0.7-4.20)	3.75
	7	7	14	18	-	-	2.05	2.05	4.11	5.29	-	-	13.5 (3.5-16.0)	3.61 (0.7-4.41)	3.74
	7	7	14	24	-	-	1.82	1.82	3.63	6.23	-	-	13.5 (3.5-16.0)	3.59 (0.7-4.41)	3.76
	7	7	18	18	-	-	1.89	1.89	4.86	4.86	-	-	13.5 (3.5-16.0)	3.60 (0.7-4.41)	3.75
	7	7	18	24	-	-	1.69	1.69	4.34	5.78	-	-	13.5 (3.5-16.0)	3.58 (0.7-4.41)	3.77
	7	7	24	24	-	-	1.52	1.52	5.23	5.23	-	-	13.5 (3.5-16.0)	3.56 (0.7-4.41)	3.79
	7	9	9	9	-	-	2.34	3.02	3.02	3.02	-	-	11.4 (3.5-12.4)	2.82 (0.7-3.33)	4.04
	7	9	9	12	-	-	2.33	2.99	2.99	3.99	-	-	12.3 (3.5-13.5)	3.19 (0.7-3.65)	3.86
	7	9	9	14	-	-	2.28	2.93	2.93	4.56	-	-	12.7 (3.5-14.2)	3.35 (0.7-3.87)	3.79
	7	9	9	18	-	-	2.17	2.78	2.78	5.57	-	-	13.3 (3.5-15.6)	3.56 (0.7-4.30)	3.74
	7	9	9	24	-	-	1.93	2.48	2.48	6.61	-	-	13.5 (3.5-16.0)	3.60 (0.7-4.41)	3.75
	7	9	12	12	-	-	2.24	2.88	3.84	3.84	-	-	12.8 (3.5-14.5)	3.41 (0.7-3.98)	3.75
	7	9	12	14	-	-	2.20	2.83	3.77	4.40	-	-	13.2 (3.5-15.3)	3.52 (0.7-4.20)	3.75
	7	9	12	18	-	-	2.05	2.64	3.52	5.29	-	-	13.5 (3.5-16.0)	3.61 (0.7-4.41)	3.74
	7	9	12	24	-	-	1.82	2.34	3.12	6.22	-	-	13.5 (3.5-16.0)	3.59 (0.7-4.41)	3.76
	7	9	14	14	-	-	2.15	2.75	4.30	4.30	-	-	13.5 (3.5-16.0)	3.61 (0.7-4.41)	3.74
	7	9	14	18	-	-	1.97	2.53	3.94	5.06	-	-	13.5 (3.5-16.0)	3.60 (0.7-4.41)	3.75
	7	9	14	24	-	-	1.75	2.25	3.50	6.00	-	-	13.5 (3.5-16.0)	3.58 (0.7-4.41)	3.77
	7	9	18	18	-	-	1.82	2.34	4.67	4.67	-	-	13.5 (3.5-16.0)	3.59 (0.7-4.41)	3.76
	7	9	18	24	-	-	1.63	2.09	4.19	5.59	-	-	13.5 (3.5-16.0)	3.57 (0.7-4.41)	3.78
	7	12	12	12	-	-	2.17	3.71	3.71	3.71	-	-	13.3 (3.5-15.6)	3.56 (0.7-4.30)	3.74
	7	12	12	14	-	-	2.10	3.60	3.60	4.20	-	-	13.5 (3.5-16.0)	3.61 (0.7-4.41)	3.74
	7	12	12	18	-	-	1.93	3.31	3.31	4.95	-	-	13.5 (3.5-16.0)	3.60 (0.7-4.41)	3.75
	7	12	12	24	-	-	1.72	2.95	2.95	5.88	-	-	13.5 (3.5-16.0)	3.58 (0.7-4.41)	3.77
	7	12	14	14	-	-	2.01	3.45	4.02	4.02	-	-	13.5 (3.5-16.0)	3.60 (0.7-4.41)	3.75
	7	12	14	18	-	-	1.85	3.18	3.71	4.76	-	-	13.5 (3.5-16.0)	3.59 (0.7-4.41)	3.76
	7	12	14	24	-	-	1.66	2.84	3.32	5.68	-	-	13.5 (3.5-16.0)	3.57 (0.7-4.41)	3.78
	7	12	18	18	-	-	1.72	2.94	4.42	4.42	-	-	13.5 (3.5-16.0)	3.58 (0.7-4.41)	3.77
	7	12	18	24	-	-	1.55	2.66	3.98	5.31	-	-	13.5 (3.5-16.0)	3.56 (0.7-4.41)	3.79
	7	14	14	14	-	-	1.92	3.86	3.86	3.86	-	-	13.5 (3.5-16.0)	3.60 (0.7-4.41)	3.75
	7	14	14	18	-	-	1.78	3.57	3.57	4.58	-	-	13.5 (3.5-16.0)	3.59 (0.7-4.41)	3.76
	7	14	14	24	-	-	1.60	3.20	3.20	5.50	-	-	13.5 (3.5-16.0)	3.57 (0.7-4.41)	3.78
	7	14	18	18	-	-	1.66	3.32	4.26	4.26	-	-	13.5 (3.5-16.0)	3.57 (0.7-4.41)	3.78
	7	18	18	18	-	-	1.56	3.98	3.98	3.98	-	-	13.5 (3.5-16.0)	3.56 (0.7-4.41)	3.79

REFRIGERANT R410A

6-unit Multi-split Combination Table-Heating

6-unit Multi-split heating

AOHG45LBLA6	Combination of indoor unit						Heating Operation								
							Heating Capacity							Input Power (Min.-Max.)	COP (W/W)
							Unit 1	Unit 2	Unit 3	Unit 4	Unit 5	Unit 6	Total (Min.-Max.)		
	Unit 1	Unit 2	Unit 3	Unit 4	Unit 5	Unit 6	kW	kW	kW	kW	kW	kW	kW	kW	
4-unit connection	9	9	9	9	-	-	3.05	3.05	3.05	3.05	-	-	12.2 (3.5-13.1)	3.09 (0.7-3.54)	3.95
	9	9	9	12	-	-	2.93	2.93	2.93	3.91	-	-	12.7 (3.5-14.2)	3.35 (0.7-3.87)	3.79
	9	9	9	14	-	-	2.85	2.85	2.85	4.45	-	-	13.0 (3.5-14.9)	3.46 (0.7-4.09)	3.76
	9	9	9	18	-	-	2.70	2.70	2.70	5.40	-	-	13.5 (3.5-16.0)	3.61 (0.7-4.41)	3.74
	9	9	9	24	-	-	2.38	2.38	2.38	6.36	-	-	13.5 (3.5-16.0)	3.59 (0.7-4.41)	3.76
	9	9	12	12	-	-	2.83	2.83	3.77	3.77	-	-	13.2 (3.5-15.3)	3.52 (0.7-4.20)	3.75
	9	9	12	14	-	-	2.76	2.76	3.68	4.30	-	-	13.5 (3.5-16.0)	3.61 (0.7-4.41)	3.74
	9	9	12	18	-	-	2.53	2.53	3.38	5.06	-	-	13.5 (3.5-16.0)	3.60 (0.7-4.41)	3.75
	9	9	12	24	-	-	2.25	2.25	3.00	6.00	-	-	13.5 (3.5-16.0)	3.58 (0.7-4.41)	3.77
	9	9	14	14	-	-	2.64	2.64	4.11	4.11	-	-	13.5 (3.5-16.0)	3.61 (0.7-4.41)	3.74
	9	9	14	18	-	-	2.43	2.43	3.78	4.86	-	-	13.5 (3.5-16.0)	3.60 (0.7-4.41)	3.75
	9	9	14	24	-	-	2.17	2.17	3.38	5.78	-	-	13.5 (3.5-16.0)	3.58 (0.7-4.41)	3.77
	9	9	18	18	-	-	2.25	2.25	4.50	4.50	-	-	13.5 (3.5-16.0)	3.58 (0.7-4.41)	3.77
	9	9	18	24	-	-	2.03	2.03	4.05	5.39	-	-	13.5 (3.5-16.0)	3.57 (0.7-4.41)	3.78
	9	12	12	12	-	-	2.70	3.60	3.60	3.60	-	-	13.5 (3.5-16.0)	3.61 (0.7-4.41)	3.74
	9	12	12	14	-	-	2.59	3.45	3.45	4.01	-	-	13.5 (3.5-16.0)	3.60 (0.7-4.41)	3.75
	9	12	12	18	-	-	2.38	3.18	3.18	4.76	-	-	13.5 (3.5-16.0)	3.59 (0.7-4.41)	3.76
	9	12	12	24	-	-	2.13	2.84	2.84	5.69	-	-	13.5 (3.5-16.0)	3.57 (0.7-4.41)	3.78
	9	12	14	14	-	-	2.48	3.30	3.86	3.86	-	-	13.5 (3.5-16.0)	3.60 (0.7-4.41)	3.75
	9	12	14	18	-	-	2.29	3.06	3.57	4.58	-	-	13.5 (3.5-16.0)	3.59 (0.7-4.41)	3.76
	9	12	14	24	-	-	2.06	2.75	3.20	5.49	-	-	13.5 (3.5-16.0)	3.57 (0.7-4.41)	3.78
	9	12	18	18	-	-	2.13	2.85	4.26	4.26	-	-	13.5 (3.5-16.0)	3.57 (0.7-4.41)	3.78
	9	14	14	14	-	-	2.37	3.71	3.71	3.71	-	-	13.5 (3.5-16.0)	3.59 (0.7-4.41)	3.76
	9	14	14	18	-	-	2.21	3.44	3.44	4.41	-	-	13.5 (3.5-16.0)	3.58 (0.7-4.41)	3.77
	9	14	14	24	-	-	1.99	3.10	3.10	5.31	-	-	13.5 (3.5-16.0)	3.56 (0.7-4.41)	3.79
	9	14	18	18	-	-	2.06	3.20	4.12	4.12	-	-	13.5 (3.5-16.0)	3.57 (0.7-4.41)	3.78
	12	12	12	12	-	-	3.38	3.38	3.38	3.38	-	-	13.5 (3.5-16.0)	3.60 (0.7-4.41)	3.75
	12	12	12	14	-	-	3.24	3.24	3.24	3.78	-	-	13.5 (3.5-16.0)	3.60 (0.7-4.41)	3.75
	12	12	12	18	-	-	3.00	3.00	3.00	4.50	-	-	13.5 (3.5-16.0)	3.58 (0.7-4.41)	3.77
	12	12	12	24	-	-	2.70	2.70	2.70	5.40	-	-	13.5 (3.5-16.0)	3.57 (0.7-4.41)	3.78
	12	12	14	14	-	-	3.12	3.12	3.63	3.63	-	-	13.5 (3.5-16.0)	3.59 (0.7-4.41)	3.76
	12	12	14	18	-	-	2.89	2.89	3.38	4.34	-	-	13.5 (3.5-16.0)	3.58 (0.7-4.41)	3.77
	12	12	14	24	-	-	2.61	2.61	3.05	5.23	-	-	13.5 (3.5-16.0)	3.56 (0.7-4.41)	3.79
	12	12	18	18	-	-	2.70	2.70	4.05	4.05	-	-	13.5 (3.5-16.0)	3.57 (0.7-4.41)	3.78
	12	14	14	14	-	-	3.00	3.50	3.50	3.50	-	-	13.5 (3.5-16.0)	3.58 (0.7-4.41)	3.77
	12	14	14	18	-	-	2.79	3.26	3.26	4.19	-	-	13.5 (3.5-16.0)	3.57 (0.7-4.41)	3.78
	12	14	18	18	-	-	2.61	3.05	3.92	3.92	-	-	13.5 (3.5-16.0)	3.56 (0.7-4.41)	3.79
5-unit connection	7	7	7	7	7	-	2.40	2.40	2.40	2.40	2.40	-	12.0 (3.5-12.7)	2.82 (0.7-3.44)	4.26
	7	7	7	7	9	-	2.33	2.33	2.33	2.33	2.98	-	12.3 (3.5-13.5)	3.03 (0.7-3.65)	4.06
	7	7	7	7	12	-	2.24	2.24	2.24	2.24	3.84	-	12.8 (3.5-14.5)	3.29 (0.7-3.98)	3.89
	7	7	7	7	14	-	2.20	2.20	2.20	2.20	4.40	-	13.2 (3.5-15.3)	3.40 (0.7-4.20)	3.88
	7	7	7	7	18	-	2.05	2.05	2.05	2.05	5.30	-	13.5 (3.5-16.0)	3.49 (0.7-4.41)	3.87
	7	7	7	7	24	-	1.82	1.82	1.82	1.82	6.22	-	13.5 (3.5-16.0)	3.47 (0.7-4.41)	3.89
	7	7	7	9	9	-	2.28	2.28	2.28	2.93	2.93	-	12.7 (3.5-14.2)	3.23 (0.7-3.87)	3.93
	7	7	7	9	12	-	2.20	2.20	2.20	2.83	3.77	-	13.2 (3.5-15.3)	3.40 (0.7-4.20)	3.88
	7	7	7	9	14	-	2.15	2.15	2.15	2.76	4.29	-	13.5 (3.5-16.0)	3.49 (0.7-4.41)	3.87
	7	7	7	9	18	-	1.97	1.97	1.97	2.53	5.06	-	13.5 (3.5-16.0)	3.48 (0.7-4.41)	3.88
	7	7	7	9	24	-	1.75	1.75	1.75	2.25	6.00	-	13.5 (3.5-16.0)	3.46 (0.7-4.41)	3.90
	7	7	7	12	12	-	2.10	2.10	2.10	3.60	3.60	-	13.5 (3.5-16.0)	3.49 (0.7-4.41)	3.87
	7	7	7	12	14	-	2.01	2.01	2.01	3.45	4.02	-	13.5 (3.5-16.0)	3.48 (0.7-4.41)	3.88
	7	7	7	12	18	-	1.85	1.85	1.85	3.18	4.77	-	13.5 (3.5-16.0)	3.47 (0.7-4.41)	3.89
	7	7	7	12	24	-	1.66	1.66	1.66	2.84	5.68	-	13.5 (3.5-16.0)	3.45 (0.7-4.41)	3.91
	7	7	7	14	14	-	1.93	1.93	1.93	3.86	3.86	-	13.5 (3.5-16.0)	3.48 (0.7-4.41)	3.88
	7	7	7	14	18	-	1.78	1.78	1.78	3.57	4.59	-	13.5 (3.5-16.0)	3.47 (0.7-4.41)	3.89
	7	7	7	14	24	-	1.60	1.60	1.60	3.20	5.50	-	13.5 (3.5-16.0)	3.45 (0.7-4.41)	3.91
	7	7	7	18	18	-	1.66	1.66	1.66	4.26	4.26	-	13.5 (3.5-16.0)	3.45 (0.7-4.41)	3.91
	7	7	9	9	9	-	2.22	2.22	2.85	2.85	2.85	-	13.0 (3.5-14.9)	3.34 (0.7-4.09)	3.89
	7	7	9	9	12	-	2.15	2.15	2.76	2.76	3.68	-	13.5 (3.5-16.0)	3.49 (0.7-4.41)	3.87
	7	7	9	9	14	-	2.05	2.05	2.64	2.64	4.12	-	13.5 (3.5-16.0)	3.49 (0.7-4.41)	3.87
	7	7	9	9	18	-	1.89	1.89	2.43	2.43	4.86	-	13.5 (3.5-16.0)	3.48 (0.7-4.41)	3.88
	7	7	9	9	24	-	1.69	1.69	2.17	2.17	5.78	-	13.5 (3.5-16.0)	3.46 (0.7-4.41)	3.90
	7	7	9	12	12	-	2.01	2.01	2.58	3.45	3.45	-	13.5 (3.5-16.0)	3.48 (0.7-4.41)	3.88
	7	7	9	12	14	-	1.93	1.93	2.48	3.31	3.85	-	13.5 (3.5-16.0)	3.48 (0.7-4.41)	3.88
	7	7	9	12	18	-	1.78	1.78	2.29	3.06	4.59	-	13.5 (3.5-16.0)	3.47 (0.7-4.41)	3.89
	7	7	9	12	24	-	1.60	1.60	2.06	2.75	5.49	-	13.5 (3.5-16.0)	3.45 (0.7-4.41)	3.91
	7	7	9	14	14	-	1.85	1.85	2.38	3.71	3.71	-	13.5 (3.5-16.0)	3.47 (0.7-4.41)	3.89
	7	7	9	14	18	-	1.72	1.72	2.21	3.44	4.41	-	13.5 (3.5-16.0)	3.46 (0.7-4.41)	3.90
	7	7	9	14	24	-	1.55	1.55	1.99	3.10	5.31	-	13.5 (3.5-16.0)	3.44 (0.7-4.41)	3.92
	7	7	9	18	18	-	1.60	1.60	2.06	4.12	4.12	-	13.5 (3.5-16.0)	3.45 (0.7-4.41)	3.91
	7	7	12	12	12	-	1.89	1.89	3.24	3.24	3.24	-	13.5 (3.5-16.0)	3.48 (0.7-4.41)	3.88
	7	7	12	12	14	-	1.82	1.82	3.12	3.12	3.62	-	13.5 (3.5-16.0)	3.47 (0.7-4.41)	3.89
	7	7	12	12	18	-	1.69	1.69	2.89	2.89	4.34	-	13.5 (3.5-16.0)	3.46 (0.7-4.41)	3.90
	7	7	12	12	24	-	1.52	1.52	2.61	2.61	5.24	-	13.5 (3.5-16.0)	3.44 (0.7-4.41)	3.92
	7	7	12	14	14	-	1.75	1.75	3.00	3.50	3.50	-	13.5 (3.5-16.0)	3.46 (0.7-4.41)	3.90
	7	7	12	14	18	-	1.63	1.63	2.79	3.26	4.19	-	13.5 (3.5-16.0)	3.45 (0.7-4.41)	3.91
	7	7	12	18	18	-	1.52	1.52	2.62	3.92	3.92	-	13.5 (3.5-16.0)	3.44 (0.7-4.41)	3.92
	7	7	14	14	14	-	1.68	1.68	3.38	3.38	3.38	-	13.5 (3.5-16.0)	3.46 (0.7-4.41)	3.90
	7	7	14	14	18	-	1.58	1.58	3.15	3.15	4.04	-	13.5 (3.5-16.0)	3.45 (0.7-4.41)	3.91
	7	9	9	9	9	-	2.18	2.78	2.78	2.78	2.78	-	13.3 (3.5-15.6)	3.44 (0.7-4.30)	3.87
	7	9	9	9	12	-	2.05	2.64	2.64	2.64	3.53	-	13.5 (3.5-16.0)	3.49 (0.7-4.41)	3.87
	7	9	9	9	14	-	1.97	2.53	2.53	2.53	3.94	-	13.5 (3.5-16.0)	3.48 (0.7-4.41)	3.88
	7	9	9	9	18	-	1.82	2.34	2.34	2.34	4.66	-	13.5 (3.5-16.0)	3.47 (0.7-4.41)	3.89
	7	9	9	9	24	-	1.63	2.09	2.09	2.09	5.60	-	13.5 (3.5-16.0)	3.45 (0.7-4.41)	3.91
	7	9	9	12	12	-	1.92	2.48	2.48	3.31	3.31	-	13.5 (3.5-16.0)	3.48 (0.7-4.41)	3.88
	7	9	9	12	14	-	1.85	2.38	2.38	3.18	3.71	-	13.5 (3.5-16.0)	3.47 (0.7-4.41)	3.89
	7	9	9	12	18	-	1.72	2.21	2.21	2.95	4.41	-	13.5 (3.5-16.0)	3.46 (0.7-4.41)	3.90
	7	9	9	12	24	-	1.55	1.99	1.99	2.66	5.31	-	13.5 (3.5-16.0)	3.44 (0.7-4.41)	3.92
	7	9	9	14	14	-	1.78	2.29	2.29	3.57	3.57	-	13.5 (3.5-16.0)	3.47 (0.7-4.41)	3.89
	7	9	9	14	18	-	1.66	2.13	2.13	3.32	4.26	-	13.5 (3.5-16.0)	3.45 (0.7-4.41)	3.91
	7	9	9	18	18	-	1.56	1.99	1.99	3.98	3.98	-	13.5 (3.5-16.0)	3.44 (0.7-4.41)	3.92
6-unit connection	7	7	7	7	7	7	2.20	2.20	2.20	2.20	2.20	2.20	13.2 (3.5-15.3)	3.28 (0.7-4.20)	4.02
	7	7	7	7	7	9	2.15	2.15	2.15	2.15	2.15	2.75	13.5 (3.5-16.0)	3.37 (0.7-4.41)	4.00
	7	7	7	7	7	12	2.01	2.01	2.01	2.01	2.01	3.45	13.5 (3.5-16.0)	3.37 (0.7-4.41)	4.00
	7	7	7	7	7	14	1.93	1.93	1.93	1.93	1.93	3.85	13.5 (3.5-16.0)	3.37 (0.7-4.41)	4.00
	7	7	7	7	7	18	1.78	1.78	1.78	1.78	1.78	4.60	13.5 (3.5-16.0)	3.37 (0.7-4.41)	4.00
	7	7	7	7	7	24	1.60	1.60	1.60	1.60	1.60	5.50	13.5 (3.5-16.0)	3.37 (0.7-4.41)	4.00
	7	7	7	7	9	9	2.05	2.05	2.05	2.05	2.65	2.65	13.5 (3.5-16.0)	3.37 (0.7-4.41)	4.00
	7	7	7	7	9	12	1.93	1.93	1.93	1.93	2.48	3.30	13.5 (3.5-16.0)	3.37 (0.7-4.41)	4.00
	7	7	7	7	9	14	1.85	1.85	1.85	1.85	2.38	3.72	13.5 (3.5-16.0)	3.37 (0.7-4.41)	4.00
	7	7	7	7	9	18	1.72	1.72	1.72	1.72	2.21	4.41	13.5 (3.5-16.0)	3.37 (0.7-4.41)	4.00
	7	7	7	7	9	24	1.55	1.55	1.55	1.55	1.99	5.31	13.5 (3.5-16.0)	3.37 (0.7-4.41)	4.00
	7	7	7	7	12	12	1.82	1.82	1.82	1.82	3.11	3.11	13.5 (3.5-16.0)	3.37 (0.7-4.41)	4.00
	7	7	7	7	12	14	1.75	1.75	1.75	1.75	3.00	3.50	13.5 (3.5-16.0)	3.37 (0.7-4.41)	4.00
	7	7	7	7	12	18	1.63	1.63	1.63	1.63	2.79	4.19	13.5 (3.5-16.0)	3.37 (0.7-4.41)	4.00
	7	7	7	7	14	14	1.69	1.69	1.69	1.69	3.37	3.37	13.5 (3.5-16.0)	3.37 (0.7-4.41)	4.00
	7	7	7	7	14	18	1.58	1.58	1.58	1.58	3.15	4.03	13.5 (3.5-16.0)	3.37 (0.7-4.41)	4.00
	7	7	7	9	9	9	1.97	1.97	1.97	2.53	2.53	2.53	13.5 (3.5-16.0)	3.37 (0.7-4.41)	4.00
	7	7	7	9	9	12	1.85	1.85	1.85	2.38	2.38	3.19	13.5 (3.5-16.0)	3.37 (0.7-4.41)	4.00
	7	7	7	9	9	14	1.78	1.78	1.78	2.29	2.29	3.58	13.5 (3.5-16.0)	3.37 (0.7-4.41)	4.00
	7	7	7	9	9	18	1.66	1.66	1.66	2.13	2.13	4.26	13.5 (3.5-16.0)	3.37 (0.7-4.41)	4.00
	7	7	7	9	12	12	1.75	1.75	1.75	2.25	3.00	3.00	13.5 (3.5-16.0)	3.37 (0.7-4.41)	4.00
	7	7	7	9	12	14	1.69	1.69	1.69	2.17	2.89	3.37	13.5 (3.5-16.0)	3.37 (0.7-4.41)	4.00
	7	7	7	9	12	18	1.58	1.58	1.58	2.03	2.70	4.03	13.5 (3.5-16.0)	3.37 (0.7-4.41)	4.00
	7	7	7	9	14	14	1.63	1.63	1.63	2.09	3.26	3.26	13.5 (3.5-16.0)	3.37 (0.7-4.41)	4.00
	7	7	7	12	12	12	1.66	1.66	1.66	2.84	2.84	2.84	13.5 (3.5-16.0)	3.37 (0.7-4.41)	4.00
	7	7	7	12	12	14	1.60	1.60	1.60	2.75	2.75	3.20	13.5 (3.5-16.0)	3.37 (0.7-4.41)	4.00
	7	7	7	12	14	14	1.55	1.55	1.55	2.65	3.10	3.10	13.5 (3.5-16.0)	3.37 (0.7-4.41)	4.00
	7	7	9	9	9	9	1.89	1.89	2.43	2.43	2.43	2.43	13.5 (3.5-16.0)	3.37 (0.7-4.41)	4.00
	7	7	9	9	9	12	1.78	1.78	2.29	2.29	2.29	3.07	13.5 (3.5-16.0)	3.37 (0.7-4.41)	4.00
	7	7	9	9	9	14	1.72	1.72	2.21	2.21	2.21	3.43	13.5 (3.5-16.0)	3.37 (0.7-4.41)	4.00
	7	7	9	9	9	18	1.60	1.60	2.06	2.06	2.06	4.12	13.5 (3.5-16.0)	3.37 (0.7-4.41)	4.00
	7	7	9	9	12	12	1.69	1.69	2.17	2.17	2.89	2.89	13.5 (3.5-16.0)	3.37 (0.7-4.41)	4.00
	7	7	9	9	12	14	1.63	1.63	2.09	2.09	2.79	3.27	13.5 (3.5-16.0)	3.37 (0.7-4.41)	4.00
	7	7	9	9	12	18	1.52	1.52	1.96	1.96	2.61	3.93	13.5 (3.5-16.0)	3.37 (0.7-4.41)	4.00
	7	7	9	9	14	14	1.58	1.58	2.03	2.03	3.14	3.14	13.5 (3.5-16.0)	3.37 (0.7-4.41)	4.00
	7	7	9	12	12	12	1.60	1.60	2.05	2.75	2.75	2.75	13.5 (3.5-16.0)	3.37 (0.7-4.41)	4.00
	7	7	9	12	12	14	1.55	1.55	1.99	2.66	2.66	3.09	13.5 (3.5-16.0)	3.37 (0.7-4.41)	4.00
	7	7	12	12	12	12	1.53	1.53	2.61	2.61	2.61	2.61	13.5 (3.5-16.0)	3.37 (0.7-4.41)	4.00
	7	9	9	9	9	9	1.80	2.34	2.34	2.34	2.34	2.34	13.5 (3.5-16.0)	3.37 (0.7-4.41)	4.00
	7	9	9	9	9	12	1.72	2.21	2.21	2.21	2.21	2.94	13.5 (3.5-16.0)	3.37 (0.7-4.41)	4.00
	7	9	9	9	9	14	1.66	2.13	2.13	2.13	2.13	3.32	13.5 (3.5-16.0)	3.37 (0.7-4.41)	4.00
	7	9	9	9	12	12	1.65	2.09	2.09	2.09	2.79	2.79	13.5 (3.5-16.0)	3.37 (0.7-4.41)	4.00
	7	9	9	9	12	14	1.58	2.03	2.03	2.03	2.69	3.14	13.5 (3.5-16.0)	3.37 (0.7-4.41)	4.00
	7	9	9	12	12	12	1.54	1.99	1.99	2.66	2.66	2.66	13.5 (3.5-16.0)	3.37 (0.7-4.41)	4.00
	9	9	9	9	9	9	2.25	2.25	2.25	2.25	2.25	2.25	13.5 (3.5-16.0)	3.37 (0.7-4.41)	4.00
	9	9	9	9	9	12	2.13	2.13	2.13	2.13	2.13	2.85	13.5 (3.5-16.0)	3.37 (0.7-4.41)	4.00
	9	9	9	9	12	12	2.03	2.03	2.03	2.03	2.69	2.69	13.5 (3.5-16.0)	3.37 (0.7-4.41)	4.00

Note: •7: 7,000 Btu/h, 9: 9,000 Btu/h, 12: 12,000 Btu/h, 14: 14,000 Btu/h, 18: 18,000 Btu/h, 24: 24,000 Btu/h
•The above is the value for connecting with Wall Mounted type.
•2 or more indoor units should be connected.
•Cooling capacity is based on 27°CDB/19°CWB (indoor temperature), 35°CDB (outdoor temperature).
•Pipe Length: 5 m, Height difference: 0 m (Outdoor unit to Indoor unit)
•The Total ability of connected indoor unit is up to 54000 Btu from 27000 Btu.

REFRIGERANT R32

Feature Summary

Type		Wall-mounted type			Cassette		Duct			Floor	Ceiling
Series		Designer Series	Standard Series		Compact 4-way Flow Grid type Series	Mini (With drain pump)	Slim (With drain pump)	Medium Static Pressure			
Model name											
		ASHG07/09/12/14KGTE	ASHG07/09/12/14KMCE	ASHG18/22/24KMTE	AUXG 07/09/12/ 14/18/22 KVLA	ARXG 07/09/12/14/18 KSLAP	ARXG 07/09/12/14/18 KLLAP	ARXG22KMLB	AGHG09/12/14KVCA	ABHG18/22KRTA
Energy-saving Features	Save Human sensor	●								
	Economy mode	●	●	●	●	●	●	●	●	●
	Room temperature set point limitation	○	○	○	○	●	○	○	○	●
	Set temperature auto return	○	○	○	●	●	○	○	○	●
Features for Comfort	Power diffuser									
	Powerful mode								●	
	10°C Heat	●	●	●	●	○	○	○	●	○
	Low noise mode								●	○
	Auto changeover	●	●	●	●	●	●	●	●	●
	UP/DOWN swing louver	●	●	●	●	○	○		●	●
	Double swing automatic			●						
	Automatic fan speed	●	●	●	●	●	●	●	●	●
	Auto restart	●	●	●	●	●	●	●	●	●
	Connectable fresh air duct							●		●
	Fresh air intake				○					
	Connectable distributing duct							●		
Convenience Features	Auto-off timer	○	○	○	○	●	○	○	○	●
	Sleep timer	●	●	●	●	○	○	○	●	○
	Program timer	●	●	●	●	○	○	○	●	○
	Weekly timer	●	○	●		●			●	●
	Weekly & Temperature setback timer	○	○	○	○		●	●		
	Filter sign	●	●	●	●	●	●	●	●	●
	External error output	○	○	○		○			○	○
	External ON/OFF input	○	○	○	○	●	○	○	○	●
	Wireless LAN control	○	○	○	○	○	○	○	○	○
Clean Features	Ion deodorization filter	○	○	●					●	
	Apple-catechin filter	○	○	●					●	
	Long-life filter							○	●	
	Washable panel			●						
	Silver ion filter II	○	○	○						
Installation	Drain pump as standard				●	●	●	○		○

○ : Optional function

REFRIGERANT R410A

Feature Summary

Type		Wall Mounted			Compact Cassette*4		Floor*5	Floor/Ceiling*5	Slim Duct		Mini Duct*5
Model No.		ASHG07/09/12/14LMCA* ASGG07/09/12LMCA	ASHG07/09/12/14LUCA*	ASGG18/24LFCA ASHG18LFCA* ASHG24LFCC*	AUGG09/12/14/18LVLA AUHG07/09LVLA* AUHG12/14/18LVLB*		AGHG09/12/14LVCA*	ABHG14LVTA* ABHG18LVTB*	ARGG09/12/14/18/24LLLA	ARHG07/09LLTA* ARHG12/14/18LLTB*	ARHG07/09/12/14/18LSLAP*
Energy Saving Function	Save Human sensor										
	Economy mode	●	●	●	●		●	●	●	●	●
	Room temperature set point limitation	○	○	○	○		○	○		○	●
	Set temperature auto return	○	○	○	○		○	○		○	●
Confortable Function	Power diffuser	●		●							
	Powerful mode	●	●								
	10°C HEAT operation	●	●	●	●		●	●		○	○
	Low noise mode	●	●								
	Auto-changeover	●	●	●	●		●	●	●	●	●
	Up/down swing flaps	●	●		●		●			○	○
	Double swing automatic			●				●			
	Automatic fan speed	●	●	●	●		●	●	●	●	●
	Auto restart	●	●	●	●		●	●	●	●	●
	Connectable fresh air duct				○						
	Fresh air intake				○						
	Connectable distributing duct										
Convenient Function	Auto off timer	○	○	○	○		○	○		○	○
	Sleep timer	●	●	●	●		●	●		○	○
	Program timer	●	●	●	●		●	●		○	○
	Weekly timer		●								
	Weekly + setback timer	○	○	○	○		○	○	●	●	
	Filter sign	●	●	●	●		●	●	●	●	●
	External error output	○	○	○							
	External ON/OFF input	○	○	○	○		○	○		○	○
	Wireless LAN control	○	○	○	○		○	○	○	○	○
Clean Function	Ion deodorization filter	●	●	●			●				
	Apple-catechin filter	●	●	●			●				
	Long-life filter										
	Washable panel	●		●			●				
	Silver Ion Filter										
Installation	Drain pump as standard									●	●

*: 5-unit, 6-unit multi-split only

○ : Optional function

PRODUCT CATEGORY

CONTROL SYSTEM & OPTIONAL PARTS

All indoor units are provided with wireless or wired remote controllers as standard equipment. Other options, such as individual and central remote controllers, are also available.

C-002 **Individual Control**

C-008 **Control System List**

C-016 **Optional Parts**

C-017 **Optional Parts List**

C-026 **Optional Parts Lineup**

Wired remote controller (with touch panel)

UTY-RNRGZ5

NEW

Up to
16 indoor units

Up to
1 group

Easy operation due to large high-resolution STN-LCD touch panel screen

- Touch screen LCD
- Built-in daily/weekly timer (ON/OFF, temperature, modes)
- Backlit screen for easy operation in the dark.
- Room temperature display
- Controls up to 16 indoor units
- Supports 12 languages: Chinese, Dutch, English, French, German, Greek, Italian, Polish, Portuguese, Russian, Spanish, and Turkish
- nonpolar 2-core type

High performance and compact size

A single remote controller controls each connected indoor unit and provides a weekly timer function and a variety of energy-saving options.

Accurate control for comfort

A thermo sensor built into the remote controller monitors room temperature accurately.



Energy saving controls

Custom Auto

- Maintains 2 separate setpoints for heating and cooling operations.
- Automatically switches between heating and cooling modes.

* Not available for some models

Cooling set temp. 27˚C, Heating set temp. 26˚C

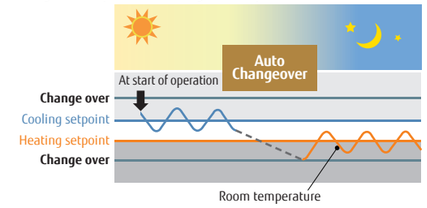

Auto-off timer

- While the Auto-timer is activated, if the set off time is specified as, for example, one hour, the power will automatically turn off one hour after the start of operation.
- A desired time frame can be specified for the Auto-off timer.
- The off-time can be set from 30 to 240 minutes.

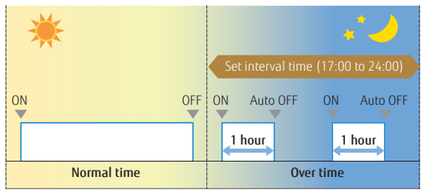

e.g.) Between 17:00 and 24:00 (over time hours), when the 1 hour set off time has elapsed, the system will automatically turn off the indoor unit as it

2-setting weekly timer

Set temperature auto return

Setting temperature range limitation

Features: Wired Remote Controller (Touch Panel)

NEW Refrigerant cycle monitor (Option)

Wired Remote Controller (Touch Panel) will support to display some sensor values for maintenance and service support.

* This function is only supported by split units, using the H-Serial communication protocol! Example: ASH**H**30KMTB

NEW Multi System Control*1

1) Lead Lag Operation

Standby Indoor Unit can be selected in lead lag operation.
By this, the Indoor units will last longer than operating by nonstop.

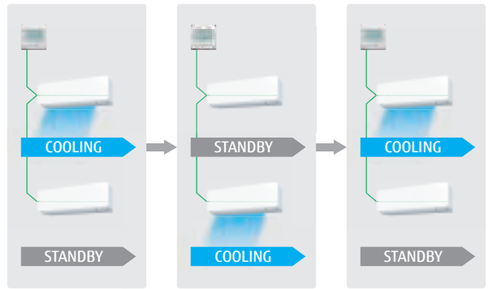

2) Back up operation

In case of unexpected Indoor unit error, other Indoor units will start providing back up operation.

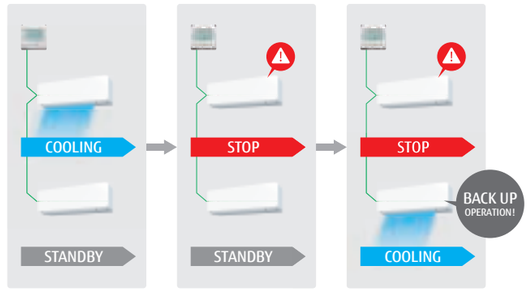

3) Lag Operation

In case of unexpected room temperature rise, other Indoor Units will start providing lag operation.

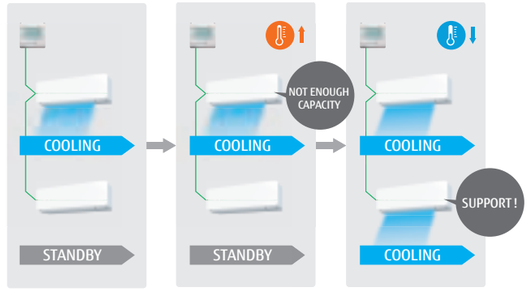

*1: "Lead Lag Setting" is an easy-to-use function for room temperature control when using multiple indoor units, while reducing the burden placed on each indoor unit.
If you wish to make use of this function, ensure you use indoor units equipped with a "Special Cooling" function.
If you use indoor units that do not have a "Special Cooling" function, under certain conditions, there is a chance that "Backup operation" may not operate correctly, and the "Lead Lag Setting" function will not give the expected results.
Additionally, for rooms that require strict conditions, such as server rooms, please consider other appropriate measures.
Please note that we will not provide compensation for any damages suffered to your appliances or data as a result of using this function.
For more details, please confirm with your nearest retail store.

Specifications

Model name	UTY-RNRGZ5
Power Source	DC 12 V
Dimensions (H × W × D) (mm)	120 × 120 × 20.4
Weight (g)	220

DC 12 V is supplied by the indoor unit.

Wired Remote Controller

UTY-RLRG

- Various timer setup (ON / OFF / WEEKLY) are possible.
- The room temperature can be controlled by detecting the temperature accurately with Built-in thermo sensor.
- When a failure occurs, the error code is displayed.
- Error history. (Last 16 error codes can be accessed.)
- 2-wire type

Maximum Controllable
16 indoor units

Maximum Controllable
1 Group

High performance and compact size

In addition to the individual control, weekly timer, and various energy saving controls can be realized using only one remote controller.

Individual control + Thermo sensor + Weekly timer + Auto off timer →

High visibility and easy operation

- "Mode", "Set Temp", and "Fan" are displayed at large size on the top screen.
- Each function to be set is indicated by an icon.
- Control guide is displayed and operation is simple and straightforward.

Set contents can be displayed clearer with large LCD.

Sophisticated control buttons Simple operation with easy 4-way navigation pad

Wired Remote Controller

UTY-RNNGM

- Simple operation with Built-in Weekly / Daily Timer.
- Control up to 16 indoor units.
- Up to 2 wired remote controllers can be connected to a single indoor unit.

Maximum Controllable
16 indoor units

Maximum Controllable
1 Group

Accurate and comfortable

Indoor temperature can be detected accurately by the inclusion of a thermo sensor in the body of the wired controller. This wired remote controller and the optional remote sensor allows flexibility in sensor location, suitable for all requirements.

Example of changing sensor

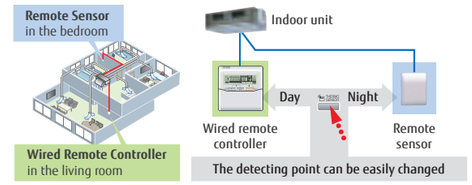

Displayed temperature is set temperature.

Built-in timers

Weekly timer: Possible to set ON/OFF time to operate twice each day of the week.
Setback timer: Possible to set temperature for two times spans and for each day of the week.
At "Weekly timer" + "Set back timer" setup

Specifications

Model name	UTY-RLRG	UTY-RNNGM
Power Source	DC 12 V	DC 12 V
Dimensions (H × W × D) (mm)	120 × 120 × 17	120 × 120 × 18
Weight (g)	170	160

DC 12 V is supplied by the indoor unit.

Compact Wired Remote Controller

UTY-RCRGZ1 / UTY-RCRGZ1K

UTY-RCRGZ1

UTY-RCRGZ1K

Maximum Controllable
1 single indoor unit

Maximum Controllable
1 Group

- Simple design to match the stylish interior
- Easy to install : Body of controller is designed to fit in European standard junction box
- Can be operated both by wireless and wired remote controller.
- 2-wire type

Large screen and simple display

- Although the size is compact, the screen is large
- Large letters makes it easy to see
- Operation is simple and easy-to-understand

1 Visible large letter
2 Touch key (Frequently-used operation is placed on the direct button)
3 Operation mode
4 Menu
5 Air flow
6 Built in IR reciever
7 LCD with backlight is clearly visible in the dark
8 Easy-to-understand pictograph display
9 LED is mounted for the ON/OFF key (Green light on when R.C. is turned on)

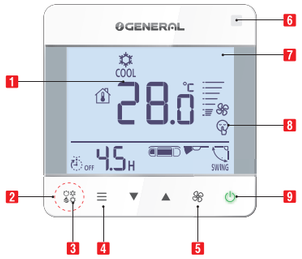

System overview

VRF connection
One indoor unit and one remote controller are connected in one non-polar and 2-wire remote controller system.

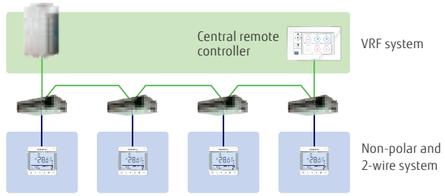

Compact Wired Remote Controller

RAC (Room air conditioner) connection
One indoor unit and one remote controller are connected in one non-polar and 2-wire remote controller system.



Compact Wired Remote Controller

Specifications

Model name	UTY-RCRGZ1	UTY-RCRGZ1K
Power Source	DC12V	
Dimensions (H × W × D) (mm)	86 × 86 × 44	
Weight (g)	135	

DC 12 V is supplied by the indoor unit.

Simple Remote Controller

UTY-RSRG / UTY-RHRG (Without operation mode)

UTY-RSRG

UTY-RHRG (Without operation mode)

Compact remote controller provides access to basic functions

- Up to 16 indoor units can be controlled with one remote controller.
- Suitable for hotels or offices as it is easily operated with no complex functions.
- Stylish design: Simple design to match the stylish interior.
- Large LCD screen & simple operation buttons
- Backlight: White colored backlight on monitor enable easy operation in dark.
- 2-wire type

Maximum Controllable
16 indoor units
Maximum Controllable
1 Group

Corresponding to various applications

- **Vertical louver control:** Vertical air flow direction can be adjusted for Duct types with auto louver and Cassette types, which are installed in hotels and conference rooms, can be adjusted.
- **Room temperature set point limitation:** The Simple Remote Controller can manage to energy saving operation in small buildings without the central control unit.
- **Built in room temperature sensor:** The Simple Remote Controller detects actual room temperature and controls room climate accuracy.

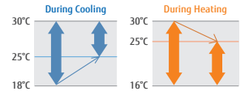

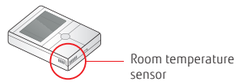

Simple Remote Controller

UTY-RSNGM

UTY-RSNGM

Compact remote controller provides access to basic functions

- Up to 16 indoor units can be controlled with one remote controller.
- Suitable for hotels or offices as it is easily operated with no complex functions.
- Backlight enables easy operation in a darkened room.
- 3-wire type

Maximum Controllable
16 indoor units
Maximum Controllable
1 Group

Easy-to-use operation

- Provides access to basic operations, such as Start / Stop, Fan control, Operation mode switching, and Room temperature setting.
- A large On / Off button is provided in the centre of the remote controller for easy operation.
- Can be used jointly with other individual control unit.
- Following an error display, diagnostics can be carried out on the controller.

Specifications

Model name	UTY-RSRG	UTY-RHRG	UTY-RSNGM
Power Source	DC 12 V	DC 12 V	DC 12 V
Dimensions (H × W × D) (mm)	120 × 75 × 19.4	120 × 75 × 19.4	120 × 75 × 19.4
Weight (g)	120	120	120

DC 12 V is supplied by the indoor unit.

Wired Remote Controller

UTY-RVNGM

Maximum Controllable
16 indoor units
Maximum Controllable
1 Group

Hi-grade individual control using various functions.

- 3.7-inch LCD backlight screen.
- Supporting various Energy Saving functions with simple operation.
- Multiple Language Support.
  (English, German, French, Spanish, Russian, Portuguese, Italian, Greek, and Turkish)

High visibility and Easy operation

- Icon display of effectual functions.
- Main functions in large icons: "Mode", "Set Temp", and "Fan".
- Easy to operate by Control guide display.
- Simple operation with easy 4-way navigation pad.

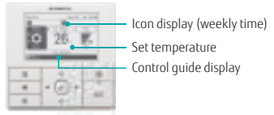

High performance and compact size

- In addition to the individual control, various energy saving controls can be realized using only one remote controller.

Various energy saving control

Weekly Timer function

- Can be set up to 8 times per day (On/Off, mode, Temp)
- 2 pattern settings(i.e. Summer/Winter setting) are available.

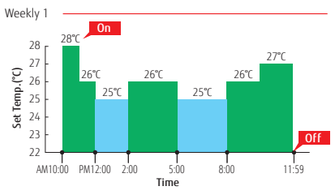

Setting menu in remote controller

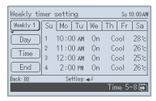

Auto OFF Timer

- Set Temperature Auto Return
- Set Temperature Upper and Lower Limit Setting

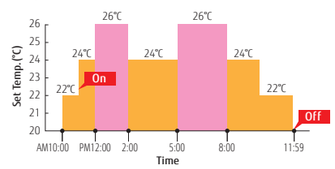

Setting menu in remote controller

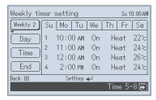

Specifications

Model name	UTY-RVNGM
Power Source	DC 12 V
Dimensions (H × W × D) (mm)	120 × 120 × 21.3
Weight (g)	220

DC 12 V is supplied by the indoor unit.

Split Control System List-INVERTER

Country			for Vietnam		Common models												
Type			Wall Mounted		Wall Mounted					Compact Cassette	Cassette	Circular Flow Cassette	Floor/ Ceiling Universal	Ceiling	Slim Duct	Medium Static Pressure Duct	High Static Pressure Duct
Model No.			ASGG 09/12/18/24 CPTA-V	ASGG09LLTB-V ASGG12LLTA-V	ASGH30/36KMTA	ASHG 09/12/14 LMCA	ASHG18/30LFCA ASHG24LFCC	ASHG30/36LMTA		AUHG18LVLB AUHG24LVLA	AUGG 30/36/45/54 LRLA-A	AUXG 18/24/30/36/45/54 LRLB	ABHG18LVTB ABHG24LVTA	ABGG 30/36/45 LRTA-A	ARHG18LLTB	ARHG24LMLA ARGG30/45LMLA-A	ARHG 45/54/60 LHTA
Controllers	Wired Remote Controller				● UTY-RNRGZ5+ UTY-TWRXZ2			● UTY-RNRGZ5+ UTY-TWRX				● UTY-RNRGZ5					
					● UTY-RLRG+ UTY-TWRXZ2			● UTY-RLRG+ UTY-TWRX				● UTY-RLRG					
						● UTY-RVNGM+ UTY-XCBXZ2	● UTY-RVNGM	● UTY-RVNGM+ UTY-XWNX		● UTY-RVNGM		● UTY-RVNGM	● UTY-RVNGM			● UTY-RVNGM (24)	● UTY-RVNGM
						● UTY-RNNGM+ UTY-XCBXZ2	● UTY-RNNGM	● UTY-RNNGM+ UTY-XWNX		● UTY-RNNGM	● UTY-RNNGM	● UTY-RNNGM	● UTY-RNNGM	● UTY-RNNGM	● UTY-RNNGM	● UTY-RNNGM	● UTY-RNNGM
	Compact Wired Remote Controller				● UTY-RCRGZ1, UTY-RCRGZ1K+ UTY-TWRXZ2			● UTY-RCRGZ1, UTY-RCRGZ1K+ UTY-TWRX				● UTY-RCRGZ1 UTY-RCRGZ1K					
	Simple Remote Controller	2-wire type 3-wire type			● UTY-RSRG, UTY-RHRG+ UTY-TWRXZ2	● UTY-RSNGM+ UTY-XCBXZ2	● UTY-RSNGM	● UTY-RSRG, UTY-RHRG+ UTY-TWRX UTY-RSNGM+ UTY-XWNX		● UTY-RSNGM	● UTY-RSNGM	● UTY-RSRG UTY-RHRG UTY-RSNGM	● UTY-RSNGM	● UTY-RSNGM	● UTY-RSNGM	● UTY-RSNGM	● UTY-RSNGM
	IR Receiver Kit	For Duct For Cassette									● UTY-LRHGA2	● UTY-LBTGC			● UTY-LRHGM	● UTY-LRHGM	● UTY-LRHGM (60)
Interface	MODBUS™ Convertor							● UTY-VMSX				● UTY-VMSX					
	KNX® Convertor							● UTY-VKSX				● UTY-VKSX					
	Wireless LAN Interface				● UTY-TFSXF3	● UTY-TFNXZ3	● UTY-TFNXZ3	● UTY-TFNXZ3		● UTY-TFNXZ3	● UTY-TFNXZ3	● UTY-TFNXZ3	● UTY-TFNXZ3	● UTY-TFNXZ3	● UTY-TFNXZ3	● UTY-TFNXZ3	● UTY-TFNXZ3
	External switch controller				● UTY-TERX+ UTY-TWRXZ2	● UTY-TERX	● UTY-TERX	● UTY-TERX		● UTY-TERX		● UTY-TERX	● UTY-TERX			● UTY-TERX (24)	● UTY-TERX
	Network Convertor for Single Split	DC Power Supply Type AC Power Supply Type			● UTY-VTGX, UTY-VTGXV+ UTY-TWRXZ2	● UTY-VTGX UTY-VTGXV	● UTY-VTGX UTY-VTGXV	● UTY-VTGX UTY-VTGXV		● UTY-VTGX UTY-VTGXV		● UTY-VTGX UTY-VTGXV	● UTY-VTGX UTY-VTGXV			● UTY-VTGX (24) UTY-VTGXV (24)	● UTY-VTGX UTY-VTGXV

Split Control System List– CONSTANT SPEED

Country			for Bangladesh	Common models		Common models		
Type			Wall Mounted	Wall Mounted		Circular Flow Cassette	Medium Static Pressure Duct	Big Duct
Model No.			ASGA18/24SEFT	ASGA18/24FMTA-A	ASGA18/24FUTB ASGA30/36FETA	AUGA18/25/30/36/45/54FRTA	ARGA18/25/30/36/45FMTA	ARGA60FHTA
Controllers	Wired Remote Controller					● UTY-RNRGZ5		
					● UTY-RVNGM (30/36)			
			● UTY-RNNGM	● UTY-RNNGM	● UTY-RNNGM			
	Compact Wired Remote Controller					● UTY-RCRGZ1 UTY-RCRGZ1K		
	Simple Remote Controller	2-wire type 3-wire type	● UTY-RSNGM	● UTY-RSNGM	● UTY-RSNGM (30/36)			
	IR Receiver Kit	For Duct For Cassette				● UTY-LBTGC1		
Interface	MODBUS™ Convertor							
	KNX® Convertor							
	Wireless LAN Interface					● UTY-TFNXZ3		
	External switch controller							
	Network Convertor for Single Split	DC Power Supply Type AC Power Supply Type						

Multi-Split Control System List–INVERTER

			Indoor Units for 2-unit, 3-unit, 4-unit, 5-unit Multi-split			Indoor Units for 2-unit, 3-unit, 4-unit, 5-unit Multi-split					
Type			Wall Mounted			Cassette	Duct			Floor	Ceiling
Series			Designer Series	Standard Series		Compact 4-way Flow Grid type Series	Mini (With drain pump)	Slim (With drain pump)	Medium Static Pressure		
Model No.			ASHG07/09/12/14KGTE	ASHG07/09/12/14KMCE	ASHG18/22/24KMTE	AUXG 07/09/12/ 14/18/22 KVLA	ARXG 07/09/12/14/18 KSLAP	ARXG 07/09/12/14/18 KLLAP	ARXG22KMLB	AGHG09/12/14KVCA	ABHG18/22KRTA
Controllers	Wired Remote Controller		● UTY-RNRGZ5	● UTY-RNRGZ5	● UTY-RNRGZ5	● UTY-RNRGZ5	● UTY-RNRGZ5	● UTY-RNRGZ5	● UTY-RNRGZ5	● UTY-RNRGZ5	● UTY-RNRGZ5
			● UTY-RLRG	● UTY-RLRG	● UTY-RLRG	● UTY-RLRG	● UTY-RLRG	● UTY-RLRG	● UTY-RLRG	● UTY-RLRG	● UTY-RLRG
						● UTY-RVNGM	● UTY-RVNGM	● UTY-RVNGM	● UTY-RVNGM		
						● UTY-RNNGM	● UTY-RNNGM	● UTY-RNNGM	● UTY-RNNGM		
	Compact Wired Remote Controller		● UTY-RCRGZ1 UTY-RCRGZ1K	● UTY-RCRGZ1 UTY-RCRGZ1K	● UTY-RCRGZ1 UTY-RCRGZ1K	● UTY-RCRGZ1 UTY-RCRGZ1K	● UTY-RCRGZ1 UTY-RCRGZ1K	● UTY-RCRGZ1 UTY-RCRGZ1K	● UTY-RCRGZ1 UTY-RCRGZ1K	● UTY-RCRGZ1 UTY-RCRGZ1K	● UTY-RCRGZ1 UTY-RCRGZ1K
	Simple Remote Controller	2-wire type 3-wire type	● UTY-RSRG UTY-RHRG	● UTY-RSRG UTY-RHRG	● UTY-RSRG UTY-RHRG	● UTY-RSRG UTY-RHRG UTY-RSNGM	● UTY-RSRG UTY-RHRG UTY-RSNGM	● UTY-RSRG UTY-RHRG UTY-RSNGM	● UTY-RSRG UTY-RHRG UTY-RSNGM	● UTY-RSRG UTY-RHRG	● UTY-RSRG UTY-RHRG
	Wireless Remote Controller					● UTY-LNTG					
	IR Receiver Kit	For Duct For Duct					● UTY-LBTGM	● UTY-LBTGM	● UTY-LBTGM		
		For Ceiling									● UTY-LBTGH
Interface	MODBUS™ Convertor		● UTY-VMSX	● UTY-VMSX	● UTY-VMSX	● UTY-VMSX	● UTY-VMSX	● UTY-VMSX	● UTY-VMSX	● UTY-VMSX	● UTY-VMSX
	KNX® Convertor		● UTY-VKSX	● UTY-VKSX	● UTY-VKSX	● UTY-VKSX	● UTY-VKSX	● UTY-VKSX	● UTY-VKSX	● UTY-VKSX	● UTY-VKSX
	Wireless LAN Interface		● UTY-TFSXF3	● UTY-TFSXF3	● UTY-TFSXF3						
						● UTY-TFSXZ2	● UTY-TFSXZ2	● UTY-TFSXZ2	● UTY-TFSXZ2	● UTY-TFSXZ2	● UTY-TFSXZ2
	External switch controller		● UTY-TERX	● UTY-TERX	● UTY-TERX	● UTY-TERX	● UTY-TERX	● UTY-TERX	● UTY-TERX	● UTY-TERX	● UTY-TERX
	Network Convertor for Single Split	DC Power Supply Type AC Power Supply Type	● UTY-VTGX UTY-VTGXV	● UTY-VTGX UTY-VTGXV	● UTY-VTGX UTY-VTGXV	● UTY-VTGX UTY-VTGXV	● UTY-VTGX UTY-VTGXV	● UTY-VTGX UTY-VTGXV	● UTY-VTGX UTY-VTGXV	● UTY-VTGX UTY-VTGXV	● UTY-VTGX UTY-VTGXV

Multi-Split Control System List–INVERTER

			Indoor Units for 2-unit, 3-unit, 4-unit Multi-split				Indoor Units for 5-unit, 6-unit Multi-split								Outdoor Unit for 5-unit, 6-unit Multi-split
Type			Wall Mounted		Compact Cassette	Slim Duct	Wall Mounted			Floor	Floor/Ceiling	Compact Cassette	Slim Duct	Mni Duct	
Model No.			ASGG 07/09/12 LMCA	ASGG18/24LFCA	AUGG 09/12/14/18 LVLA	ARGG 09/12/14/18/24 LLLA	ASHG 07/09/12/14 LUCA	ASHG 07/09/12/14 LMCA	ASHG18LFCA ASHG24LFCC	AGHG 09/12/14 LVCA	ABHG14LVTA ABHG18LVTB	AUHG07/09LVLA AUHG12/14/18LVLB	ARHG07/09LLTA ARHG12/14/18LLTB	ARHG 07/09/12/14/18 LSLAP	AOHG36LBLA5 AOHG45LBLA6
Controllers	Wired Remote Controller													● UTY-RNRGZ5	
														● UTY-RLRG	
			● UTY-RVNGM				● UTY-RVNGM	● UTY-RVNGM	● UTY-RVNGM (24)	● UTY-RVNGM	● UTY-RVNGM	● UTY-RVNGM (12/14/18)	● UTY-RVNGM	● UTY-RVNGM	
			● UTY-RNNGM	● UTY-RNNGM	● UTY-RNNGM	● UTY-RNNGM	● UTY-RNNGM	● UTY-RNNGM	● UTY-RNNGM	● UTY-RNNGM	● UTY-RNNGM	● UTY-RNNGM	● UTY-RNNGM	● UTY-RNNGM	
															● UTY-DMMGM
	Compact Wired Remote Controller													● UTY-RCRGZ1 UTY-RCRGZ1K	
	Simple Remote Controller	2-wire type 3-wire type	● UTY-RSNGM	● UTY-RSNGM	● UTY-RSNGM	● UTY-RSNGM	● UTY-RSNGM	● UTY-RSNGM	● UTY-RSNGM	● UTY-RSNGM	● UTY-RSNGM	● UTY-RSNGM	● UTY-RSNGM	● UTY-RSRG UTY-RHRG UTY-RSNGM	
	IR Receiver Kit	For Duct For Duct				● UTY-LRHGM							● UTY-LRHGM	● UTY-LBTGM	
Interface	MODBUS™ Convertor													● UTY-VMSX	
	KNX® Convertor													● UTY-VKSX	
	Wireless LAN Interface		● UTY-TFNXZ3	● UTY-TFNXZ3	● UTY-TFNXZ3	● UTY-TFNXZ3	● UTY-TFNXZ3	● UTY-TFNXZ3	● UTY-TFNXZ3	● UTY-TFNXZ3	● UTY-TFNXZ3	● UTY-TFNXZ3	● UTY-TFNXZ3	● UTY-TFNXZ3	
	External switch controller						● UTY-TERX		● UTY-TERX (24)	● UTY-TERX	● UTY-TERX	● UTY-TERX (12/14/18)	● UTY-TERX	● UTY-TERX	
	Network Convertor for Single Split	DC Power Supply Type AC Power Supply Type					● UTY-VTGX UTY-VTGXV		● UTY-VTGX (24) UTY-VTGXV (24)	● UTY-VTGX UTY-VTGXV	● UTY-VTGX UTY-VTGXV	● UTY-VTGX (12/14/18) UTY-VTGXV (12/14/18)	● UTY-VTGX UTY-VTGXV	● UTY-VTGX UTY-VTGXV	

Auto Louver Grille Kit

UTD-GXSA-W / UTD-GXSB-W / UTD-GXSC-W

Simple flat Auto Louver will provide comfort airflow and harmonize with luxury interior.

Closed louver | Opened louver

Flexible Control

- **Operation with indoor unit**
  Auto Louver can be operated by synchronizing remote controller of indoor unit.
- **UP and Down auto swing**
  - Auto airflow direction and auto swing
  - 4 steps selectable
- **Auto-closing louver**
  When operation of indoor unit is stopped, the louver will automatically close.

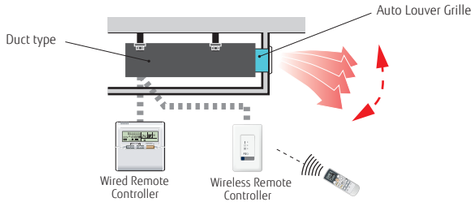

Dimensions

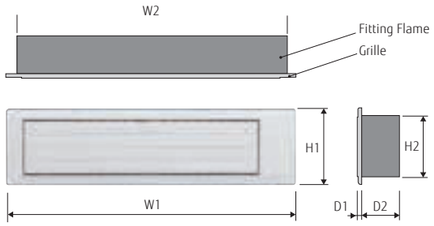

Unit:mm

Model Name	W1	W2	H1	H2	D1	D2
UTD-GXSA-W	683	645	180	148	9	84
UTD-GXSB-W	883	845				
UTD-GXSC-W	1,083	1,045				

Specifications

Model name			UTD-GXSA-W	UTD-GXSB-W	UTD-GXSC-W
Applicable Indoor Unit			ARHG07/09LLTA ARHG12/14LLTB ARXD07/09/12/14GALH (For VRF) ARXD07/09/12/14GATH (For VRF) ARXD07/09/12/14LATH (For VRF) ARXK07/09/12/14GCLH (For VRF) ARXK07/09/12/14GALH (For VRF)	ARHG18LLTB ARXD18GALH (For VRF) ARXD18GATH (For VRF) ARXD18LATH (For VRF) ARXK18GCLH (For VRF) ARXK18GALH (For VRF)	ARXD24GALH (For VRF) ARXD24GATH (For VRF) ARXD24LATH (For VRF) ARXK24GCLH (For VRF) ARXK24GALH (For VRF)
Power Supply			Connecting with Control box of indoor unit		
Fixing of Auto Louver Grille			Screw fixing to Flange or Square Duct		
Extension Square Duct Limit			1.0m (Max. duct length between indoor unit and Grille)		
Net Dimension (H × W × D)		mm	180 × 683 × (84 + 9)	180 × 883 × (84 + 9)	180 × 1,083 × (84 + 9)
Weight	Net	kg (lbs)	2.0 (4.4)	2.5 (5.6)	3.0 (6.7)
	Gross		3.0 (6.7)	3.5 (7.8)	4.0 (8.9)
Color			White		
Louver Motor			Stepping Motor		
Accessories			Fitting Flame, etc.		
Operation range	Cooling	°C	18 to 32		
		% RH	80% or less		
	Heating	°C	16 to 30		

Optional Parts List

For Split & Multi-Split

Split Optional Parts List–INVERTER

Country			for Vietnam		Common models						Common models							
Type			Wall Mounted		Wall Mounted					Compact Cassette	Cassette	Circular Flow Cassette	Floor/ Ceiling Universal	Ceiling	Slim Duct	Medium Static Pressure Duct	High Static Pressure Duct
Model No.			ASGG 09/12/18/24 CPTA-V	ASGG09LLTB-V ASGG12LLTA-V	ASGH30/36KMTA	ASHG 09/12/14 LMCA	ASHG18/30LFCA ASHG24LFCC	ASHG30/36LMTA		AUHG18LVLB AUHG24LVLA	AUGG 30/36/45/54 LRLA-A	AUXG 18/24/30/36/45/54 LRLB	ABHG18LVTB ABHG24LVTA	ABGG 30/36/45 LRTA-A	ARHG18LLTB	ARHG24LMLA ARGG30/45LMLA-A	ARHG 45/54/60 LHTA
Others	Human sensor kit											● UTY-SHZXC					
	Remote Sensor Unit															● UTY-XSZX	● UTY-XSZX
	Cassette Grille	UTG-UKGC-W UTG-UKGA-B UTG-UKGA-W UTG-UFGD-W UTG-UGGA-W								● UTG-UFGD-W	● UTG-UGGA-W	● UTG-UKGA-B UTG-UKGA-W UTG-UKGC-W					
	Auto Louver Grille Kit														● UTD-GXSB-W		
	Flange													● UTD-RF204		● UTD-RF204 UTD-SF045T	
	Drain Pump Unit													● UTR-DPB24T		● UTZ-PX1NBA	
	Wide Panel / Additional Grille										● UTG-AGYA-W	● UTG-AKXA-W					
	Panel Spacer										● UTG-BGYA-W	● UTG-BKXA-W					
	Fresh Air Intake Kit	For Compact Cassette For Cassette								● UTZ-VXAA	● UTZ-VXGA	● UTZ-VXRA					
	Air Outlet Shutter Plate	For Compact Cassette For Cassette								● UTR-YDZB	● UTR-YDZC	● UTR-YDZK					
	Insulation Kit For High Humidity	For Compact Cassette / Cassette								● UTZ-KXGC	● UTZ-KXGA	● UTZ-KXRA					
	Silver ion filter II		● UTR-FA16-7														
	Long-life filter															● UTD-LF25NA	● UTD-LF60KA (45/54)
	Remote controller holder			● UTZ-RXLA													
External Connect Kit / Communication Kit	Communication Kit				● UTY-TWRXZ2	● UTY-XCBXZ2		● UTY-TWRX UTY-XWNX									
	External input and output PCB				● UTY-XCSXZ2			● UTY-XCSXZ1				● UTY-XCSX					
	External input and output PCB Box							● UTZ-GXXB				● UTZ-GXRA					
	External Connect Kit (For Indoor)				● UTY-XWZXZ5	● UTY-XWZXZ5	● UTY-XWZX	● UTY-XWZX		● UTY-XWZX	● UTY-XWZX	● UTY-XWZXZG	● UTY-XWZX	● UTY-XWZX	● UTY-XSZX		
	External Connect Kit (For outdoor)											● UTY-XWZXZ3 (45/54)		● UTY-XWZXZ3 (36/45)		● UTY-XWZXZ3 (45)	
	External Control Set										● UTD-ECS5A			● UTD-ECS5A	● UTD-ECS5A	● UTD-ECS5A	● UTD-ECS5A

Split Optional Parts List – CONSTANT SPEED

Country			for Bangladesh	Common models		Common models		
Type			Wall Mounted	Wall Mounted		Circular Flow Cassette	Medium Static Pressure Duct	Big Duct
Model No.			ASGA18/24SEFT	ASGA18/24FMTA-A	ASGA18/24FUTB ASGA30/36FETA	AUGA18/25/30/36/45/54FRTA	ARGA18/25/30/36/45FMTA	ARGA60FHTA
Others	Human sensor kit							
	Remote Sensor Unit						● UTY-XSZX	● UTY-XSZX
	Cassette Grille	UTG-UKGC-W UTG-UKGA-B UTG-UKGA-W UTG-UFGD-W UTG-UGGA-W				● UTG-UKGB-W		
	Flange						● UTD-RF204 (18/24) UTD-SF045T (18/24)	
	Drain Pump Unit						● UTZ-PX1NBA (18/24) UTZ-PX1NAA (30/36/45)	● UTZ-PX1NAA
	Wide Panel / Additional Grille					● UTG-AKXA-W		
	Panel Spacer	42 mm Panel spacer				● UTG-BKXA-W		
	Air Outlet Shutter Plate	For Compact Cassette For Cassette				● UTR-YDZK		
	Insulation Kit For High Humidity	For Compact Cassette / Cassette				● UTZ-KXRA		
	Silver ion filter II				● UTR-FA16-8			
	Long-life filter						● UTD-LF25NA (18/24) UTD-LFNB (30), UTD-LFNA (36/45)	● UTD-LFKA
External Connect Kit / Communication Kit	Communication Kit				● UTY-XCBXZ3	● UTY-TWRXZ1		
	External input and output PCB					● UTY-XCSX		● UTY-XCSX
	External input and output PCB Box					● UTZ-GXRA		
	External Connect Kit (For Indoor)		● UTY-XWZX	● UTY-XWZX	● UTY-XWZXZ5	● UTY-XWZXZG		
	External Control Set						● UTD-ECS5A	● UTD-ECS5A

Multi-Split Optional Parts List–INVERTER

			Indoor Units for 2-unit, 3-unit, 4-unit, 5-unit Multi-split			Indoor Units for 2-unit, 3-unit, 4-unit, 5-unit Multi-split					
Type			Wall Mounted			Cassette	Duct			Floor	Ceiling
Series			Designer Series	Standard Series		Compact 4-way Flow Grid type Series	Mini (With drain pump)	Slim (With drain pump)	Medium Static Pressure		
Model No.			ASHG07/09/12/14KGTE	ASHG07/09/12/14KMCE	ASHG18/22/24KMTE	AUXG 07/09/12/ 14/18/22 KVLA	ARXG 07/09/12/14/18 KSLAP	ARXG 07/09/12/14/18 KLLAP	ARXG22KMLB	AGHG09/12/14KVCA	ABHG18/22KRTA
Others	Remote Sensor Unit						● UTY-XSZX	● UTY-XSZX	● UTY-XSZX		
	Cassette Grille					● UTG-UFGF-W					
	Auto Louver Grille Kit						● UTD-GXTA-W (07/09/12/14) UTD-GXTB-W (18)	● UTD-GXTA-W (07/09/12/14) UTD-GXTB-W (18)			
	Flange								● UTD-RF204 UTD-SF045T		
	Drain Pump Unit								● UTZ-PX1NBA		● UTR-DPB24T
	Fresh Air Intake Kit	For Compact Cassette				● UTZ-VXAA					
	Air Outlet Shutter Plate	For Compact Cassette				● UTR-YDZB					
	Insulation Kit For High Humidity	For Compact Cassette				● UTZ-KXGC					
	Half Concealed Kit									● UTR-STA	
	Silver ion filter II		● UTR-FA16-7	● UTR-FA16-7	● UTR-FA16-7						
	Long-life filter								● UTD-LF25NA		
	L-type piping kit										● UTP-FX24A
External Connect Kit / Communication Kit	Communication Kit									● UTY-TWRXZ3	
	External input and output PCB		● UTY-XCSXZ2	● UTY-XCSXZ2	● UTY-XCSXZ2	● UTY-XCSX					● UTY-XCSX
	External Connect Kit (For Indoor)		● UTY-XWZX UTY-XWZXZ5	● UTY-XWZX UTY-XWZXZ5	● UTY-XWZX UTY-XWZXZ5	● UTY-XWZXZG	● UTY-XWZXZG	● UTY-XWZXZG	● UTY-XWZXZG	● UTY-XWZXZ5	● UTY-XWZXZG

REFRIGERANT R410A

Multi-Split Optional Parts List-INVERTER

			Indoor Units for 2-unit, 3-unit, 4-unit Multi-split					Indoor Units for 5-unit, 6-unit Multi-split							Outdoor Unit for 5-unit, 6-unit Multi-split
Type			Wall Mounted		Compact Cassette	Slim Duct	Wall Mounted			Floor	Floor/Ceiling	Compact Cassette	Slim Duct	Mni Duct	
Model No.			ASGG 07/09/12 LMCA	ASGG18/24LFCA	ARGG 09/12/14/18 LVLA	ARGG 09/12/14/18/24 LLLA	ASHG 07/09/12/14 LUCA	ASHG 07/09/12/14 LMCA	ASHG18LFCA ASHG24LFCC	AGHG 09/12/14 LVCA	ABHG14LVTA ABHG18LVTB	AUHG07/09LVLA AUHG12/14/18LVLB	ARHG07/09LLTA ARHG12/14/18LLTB	ARHG 07/09/12/14/18 LSLAP	AOHG36LBLA5 AOHG45LBLA6
Others	Remote Sensor Unit					● UTY-XSZX								● UTY-XSZX	
	Cassette Grille				● UTG-UFGD-W							● UTG-UFGD-W			
	Auto Louver Grille Kit					● UTD-GXSA-W (09/12/14) UTD-GXSB-W (18) UTD-GXSC-W (24)							● UTD-GXSA-W (09/12/14) UTD-GXSB-W (18)	● UTD-GXSA-W (09/12/14) UTD-GXSB-W (18)	
	Fresh Air Intake Kit	For Compact Cassette			● UTZ-VXAA							● UTZ-VXAA			
	Air Outlet Shutter Plate	For Compact Cassette			● UTR-YDZB							● UTR-YDZB			
	Insulation Kit For High Humidity	For Compact Cassette			● UTZ-KXGC							● UTZ-KXGC			
	Half Concealed Kit									● UTR-STA					
External Connect Kit / Communication Kit	Communication Kit		● UTY-XCBXZ2				● UTY-TWBXF UTY-TWBXF2	● UTY-XCBXZ2							
	External input and output PCB														
	External Connect Kit (For Indoor)		● UTY-XWZXZ5	● UTY-XWZX	● UTY-XWZX	● UTY-XWZX	● UTY-XWZXZ5	● UTY-XWZXZ5	● UTY-XWZX	● UTY-XWZX	● UTY-XWZX	● UTY-XWZX	● UTY-XWZX	● UTY-XWZXZG	
	External Connect Kit (For outdoor)														
	External Control Set					● UTD-ECS5A							● UTD-ECS5A	● UTD-ECS5A	

Optional Parts Lineup
For Split & Multi-Split

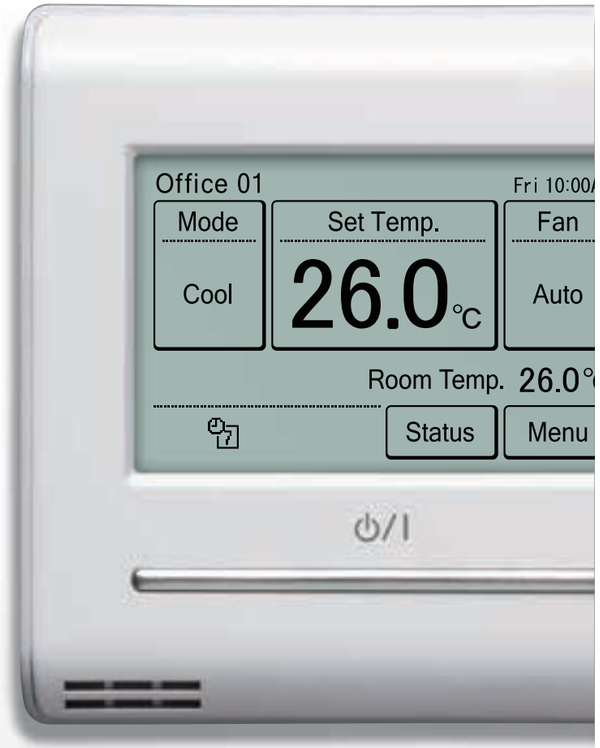

Split / Multi-Split Optional Parts Lineup

Controllers

For Individual & Centralized Control

NEW **Wired Remote Controller**
UTY-RNRGZ5

Wired Remote Controller
UTY-RLRG

Wired Remote Controller
UTY-RVNGM

Compact Wired Remote Controller
UTY-RCRGZ1 UTY-RCRGZ1

Wired Remote Controller
UTY-RNNGM

Simple Remote Controller
UTY-RSRG with operation mode
UTY-RHRG without operation mode

Simple Remote Controller
UTY-RSNGM

NEW **Wireless Remote Controller**
UTY-LNTG

Central Remote Controller
UTY-DMMGM
For 5-unit, 6-unit Multi-split

Others

For Duct type

Remote Sensor Unit
UTY-XSZX

New amenity space can be offered by installing the Remote sensor.

IR Receiver Kit
UTY-LRHGM UTY-LBTGM

Auto Louver Grille Kit
UTD-GXTA-W / UTD-GXSA-W (For 07-14 type)
UTD-GXTB-W / UTD-GXSB-W (For 18 type)
UTD-GXSC-W (For 24 type)

Long-Life Filter
UTD-LF60KA UTD-LF25NA

Flange
UTD-RF204 (Round)
UTD-SF045T (Square)

Drain Pump Unit
UTZ-PX1NBA
For Medium Static Pressure Duct

For Wall Mounted type

Remote controller holder
UTZ-RXLA

NEW **Silver ion filter II**
UTR-FA16-7 / UTR-FA16-8

For Floor type

Half Concealed Kit
UTR-STA

This kit is used to half conceal floor type indoor unit into the wall.

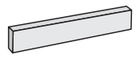

For Ceiling type

Drain Pump Unit
UTR-DPB24T-DPB24T

IR Receiver unit
UTY-LBTGH

Flange
UTD-RF204
(Round)

L type piping kit
UTP-FX24A

Split / Multi-Split Optional Parts Lineup

Others

For Cassette type

Remote Sensor Unit
UTY-XSZX

New amenity space can be offered by installing the Remote sensor.

Human sensor kit
UTY-SHZXC
For Circular Flow Cassette

IR Receiver Kit
UTY-LRHGA2
For Cassette

UTY-LBTGC
For Circular Flow Cassette

Wide Panel
UTG-AKXA-W

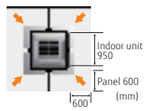

Additional Grille
UTG-AGYA-W
For Cassette

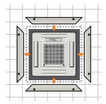

Cassette Grille
UTG-UFGF-W
For Compact Cassette

Cassette Grille
UTG-UKGC-W
For Circular Flow Cassette

Cassette Grille (Black panel)
UTG-UKGA-B
For Circular Flow Cassette

Cassette Grille (with Remote Controller)
UTG-UKAASW
For Circular Flow Cassette

UTG-UKGA-W
For Circular Flow Cassette

Cassette Grille
UTG-UFGD-W
For Compact Cassette

Cassette Grille
UTG-UGGA-W

Panel Spacer
UTG-BKXA-W / UTG-BGYA-W

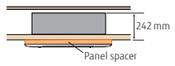

Fresh Air Intake Kit
UTZ-VXAA / UTZ-VXGA

Fresh Air Intake Kit
UTZ-VXRA

Insulation Kit For High Humidity
UTZ-KXGA / UTZ-KXRA / UTZ-KXGC

Air Outlet Shutter Plate
UTR-YDZB / UTR-YDZC
For Compact Cassette

Shuts the air outlet when only using as 3 blow out.

Air Outlet Shutter Plate
UTR-YDZK

Shuts the air outlet when only using as 3 blow out.

Service & Maintenance

Service Monitoring Tool
UTY-ASSX

Communication devices

Communication Kit / External input and output PCB / Box

Communication Kit
UTY-TWBXF / UTY-XCBXZ1 / UTY-XCBXZ2
UTY-TWRXZ2 / UTY-TWBXF2
For Compact Wall Mounted type

Communication Kit
UTY-XWNX

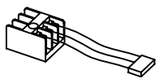

External input and output PCB
UTY-XCSXZ2 / UTY-XCSX

External input and output PCB Box
UTZ-GXRA

Communication system

External Connect Kit / External Control set

External Connect Kit
For Indoor Unit

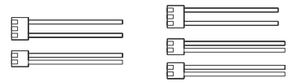

UTY-XWZX / UTY-XWZXZG　　UTY-XWZXZ5

External Control Set
For Indoor Unit



UTD-ECS5A

External Connect Kit
For Outdoor Unit

UTY-XWZXZ3

Convertors / Adaptors

External device

Wireless LAN Interface
UTY-TFNXZ3
UTY-TFSXZ2

UTY-TFSXF3

Modbus Converter
UTY-VMSX

KNX Convertor
UTY-VKSX

External Switch controller
UTY-TERX

Network converter
UTY-VTGX
DC Power Supply Type

UTY-VTGXV
AC Power Supply Type



Function list

Type		For Indoor unit			For Outdoor unit		
Model name		UTY-XWZX	UTY-XWZXZ5	UTD-ECS5A	UTY-XWZXZ2	UTY-XWZXZ3	UTY-XWZXZ4
Input	Control	●	●	●	–	–	–
	Peak cut	–	–	–	●	●	–
	Low noise	–	–	–	●	●	–
	Priority	–	–	–	–	●	–
	Emergency stop	–	–	–	–	●	–
Output	Operation status	●	●	●	●	●	–
	Error status	–	●	●*1	●	●	–
	Fresh air control	–	–	●*2	–	–	–
	Auxiliary heater	–	–	●*3	–	–	–
	Preparation	–	–	●*4	–	–	–
	Base heater	–	–	–	–	–	●

* 1 : This function has been had only wall mounted model such as LT, LU, and LM.
* 2 : This function has been had only ducted model, cassette model , and ceiling mode.
* 3 : This function has been had only ducted model.
* 4 : This cable is necessary for some ducted model.